

ISSUED FOR REFERENCE ONLY

# YPSILANTI CENTER FOR FORENSIC PSYCHIATRY YPSILANTI, MICHIGAN


LOCATION:  
CENTER FOR FORENSIC PSYCHIATRY  
3200 BEMIS ROAD  
YPSILANTI, MICHIGAN 48197

BY:  
integrator.com, Inc.  
8001 EAST 196TH STREET  
NOBLESVILLE, INDIANA 46060  
(317) 776-3500

ELECTRICAL CONTRACTOR:  
CHAPEL ELECTRIC COMPANY  
207 EAST SIXTH STREET, PO BOX 1294  
DAYTON, OH 45401  
(937) 222-2290

The information hereon is the property of integrator.com and shall not be transmitted, copied, or used for purposes other than that for which it was intended.

8001 East 196th Street  
Noblesville, Indiana 46060  
Phone: (317) 776-3500 Fax: (317) 776-3510  
www.integrator.com



© COPYRIGHT 2001. integrator.com, Inc.

TITLE	
TITLE PAGE	
JOB #:	DATE:
DESIGN:	
SOFTWARE:	
PROJECT MANAGER:	
REVISIONS	
DESCRIPTION	BY DATE
△	
△	
△	
△	
△	
△	
△	
FILENAME:	YPSI000.DWG
DWG NO.	ES000

REVIEWED  
 FURNISH AS CORRECTED  
 REJECTED  
 REVISE & RESUBMIT  
Checking is only for general conformance with the design concept of the project and general compliance with the information given in the Contract Documents. Contractor is responsible for dimensions which shall be confirmed and corrected at the job site. Fabrication processes and techniques of construction, coordination of the work with that of all other trades, and the work and satisfactory performance of the work.  
BY: SD  
DATE: 10.26.01  
PHILLIPS SWAGER ASSOCIATES INC.  
401 SW Water Street, Suite 701  
PEORIA, IL 61652-1530  
309-292-8000 • Fax 309-292-8001

RECEIVED / REVIEWED  
FOR CONTENT ONLY  
AUG 17 2001  
BY: 212-1700-0  
WALBRIDGE ALDINGER

RECEIVED  
AUG 16 2001  
BY: SD

TITLE PAGE

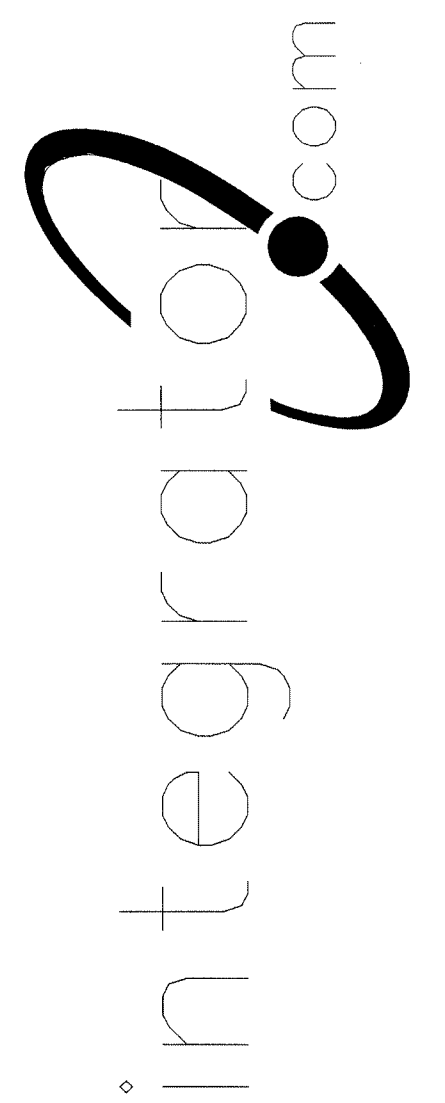


DRAWING NO.	DESCRIPTION
ES000	TITLE PAGE
ES010	DRAWING INDEX
ES020.0	SYSTEM RISER
ES020.1	BACKBOX AND WIRE DETAILS
ES020.2	CCTV SYSTEM RISER
ES020.3	DURESS BLOCK DIAGRAM
ES030.0	BASEMENT PLAN AREA "E"
ES030.1	BASEMENT PLAN AREA "F"
ES030.2	BASEMENT PLAN AREA "G"
ES030.3	FIRST FLOOR PLAN AREA "A"
ES030.4	FIRST FLOOR PLAN AREA "B"
ES030.5	FIRST FLOOR PLAN AREA "C"
ES030.6	FIRST FLOOR PLAN AREA "D"
ES030.7	FIRST FLOOR PLAN AREA "E"
ES030.8	FIRST FLOOR PLAN AREA "F"
ES030.9	FIRST FLOOR PLAN AREA "G"
ES030.10	FIRST FLOOR PLAN AREA "H"
ES030.11	FIRST FLOOR PLAN AREA "J"
ES030.12	FIRST FLOOR PLAN AREA "K"
ES030.13	FIRST FLOOR PLAN AREA "L"
ES030.14	FIRST FLOOR PLAN AREA "M"
ES030.15	FIRST FLOOR PLAN AREA "N"
ES030.16	SECOND FLOOR PLAN AREA "B"
ES030.17	SECOND FLOOR PLAN AREA "D"
ES030.18	SECOND FLOOR PLAN AREA "E"
ES030.19	SECOND FLOOR PLAN AREA "F"
ES030.20	SECOND FLOOR PLAN AREA "G"
ES030.21	SECOND FLOOR PLAN AREA "H"
ES030.22	SECOND FLOOR PLAN AREA "J"
ES030.23	SECOND FLOOR PLAN AREA "K"
ES030.24	SECOND FLOOR PLAN AREA "L"
ES030.25	SECOND FLOOR PLAN AREA "M"
ES030.26	SECOND FLOOR PLAN AREA "N"
ES040.0	ETHERNET RISER DIAGRAM
ES050.0	SEC1 REMOTE I/O RISER
ES050.1	SEC2 REMOTE I/O RISER
ES050.2	SEC3 REMOTE I/O RISER
ES101.0	SEC1 PANEL LAYOUT
ES101.1	SEC1 UPS POWER WIRING
ES101.2	SEC1 EMERGENCY POWER WIRING
ES101.3	AIPHONE DETAIL
ES102.0	SEC2/3 PANEL LAYOUT
ES102.1	SEC2/3 UPS POWER WIRING
ES102.2	SEC2/3 EMERGENCY POWER WIRING
ES103.0	CCTV CABINET LAYOUT
ES103.1	CCTV POWER WIRING

DRAWING NO.	DESCRIPTION
ES150.0	LVRP-1A&B, LVRP-3A&B, LVRP-5A&B, LVRP-7A&B UTILITY PANEL LAYOUT
ES150.1	LVRP-2A&B, LVRP-4A&B, LVRP-6A&B, LVRP-8A&B UTILITY PANEL LAYOUT
ES150.2	LVRP-1 - LVRP-8 UTILITY PANEL POWER WIRING
ES151.0	LVRP-10, LVRP-12, LVRP-13, LVRP-14 UTILITY PANEL LAYOUT
ES151.1	LVRP-10, LVRP-12, LVRP-13, LVRP-14 UTILITY PANEL POWER WIRING
ES151.2	LVRP-10, LVRP-12, LVRP-13, LVRP-14 POWER WIRING
ES152.0	LVRP-9, LVRP-15, LVRP-16, LVRP-17 UTILITY PANEL LAYOUT
ES152.1	LVRP-9, LVRP-15, LVRP-16, LVRP-17 UTILITY PANEL POWER WIRING
ES153.0	LVRP-11 UTILITY PANEL LAYOUT
ES153.1	LVRP-11 UTILITY PANEL POWER WIRING
ES154.0	STUN FENCE INTERFACE
ES200.0	SECURITY CONTROL ROOM LAYOUTS
ES200.1	SECURITY CONTROL ROOM LAYOUTS
ES200.2	SECURITY CONTROL ROOM LAYOUTS
ES201.0	SEC1 DURESS WIRING DETAIL
ES201.1	SEC2/3 DURESS WIRING DETAIL
ES201.2	DURESS FIXED DEVICES DETAILS
ES210.0	SEC1 AUDIO RISER
ES210.1	SEC2 AUDIO RISER
ES210.2	SEC3 AUDIO RISER
ES900.0	ADAPTER PLATE FOR GAI-TRONICS 234 STANCHION
ES901.0	CCTV MOUNTING DETAIL
BLRD_SUB_BD01B	STANDARD BOLLARD MOUNTING DETAIL
MISC_0001_01E	NORMALLY OPEN DRY CONTACT INPUT - "IV" TYPE INPUT
MISC_0015_01A	DURESS LAMP WIRING DETAIL - "OB" TYPE OUTPUT
ICOM_0003_01B	DUKANE 7A1060 VISITATION PHONE MOUNTING AND WIRING
ICOM_0001_01D	DUKANE 4A1485 INTERCOM STATION MOUNTING AND WIRING
CMDR_0001_02A	COMMANDER MODULAR PLATE WIRING DETAIL
ACC_0001_01F	HID PROX PAD - ETHERLITE MODULE INTERFACE
PB_0005_01A	NORMALLY CLOSED PUSHBUTTON - "IV" TYPE INPUTS
ICOM_0007_01B	DUKANE 9A1825 RELAY CARD WIRING DETAIL
LFAD_0006_01B	FOLGER ADAM 120E SERIES 120VAC SOLENOID LOCK
LFAD_0009_01A	FOLGER ADAM 120MC SERIES 120VAC MOTOR LOCK
LFAD_0010_01B	FOLGER ADAM NS400MC SERIES 24VDC MOTOR LOCK
LFAD_0011_01A	FOLGER ADAM D5B SERIES 120VAC SLIDER
LVON_0003_02B	VON DUPRIN EL-xx 24VDC MORTISE LOCK
LSCH_0001_01B	SCHLAGE L9080-X-EU 24VDC MORTISE LOCK
LLNT_0001_09B	LOCKNETICS 300 x DPS x MBS SERIES 24VDC MAG LOCK
LOCK_0001_01D	MONITORED DOOR WITH DPS ONLY - "IV" TYPE INPUTS
LOCK_0002_03B	OVERHEAD DOOR WITH "DOOR CLOSED" INDICATOR SWITCH

The information hereon is the property of integrator.com and shall not be transmitted, copied, or used for purposes other than that for which it was intended.

8001 East 196th Street  
Noblesville, Indiana 46060  
Phone: (317) 776-3500 Fax: (317) 776-3510  
www.integrator.com



© COPYRIGHT 2001, integrator.com, Inc.

TITLE

**DRAWING INDEX**

JOB #: DATE:

DESIGN:

SOFTWARE:

PROJECT MANAGER:

REVISIONS  
DESCRIPTION BY/DATE

1		
2		
3		
4		
5		
6		

FILENAME: YPSI010.DWG

DWG NO.

ES010


AUG 17 2001  
BY 212-1700-0  
WALBRIDGE ALDINGER



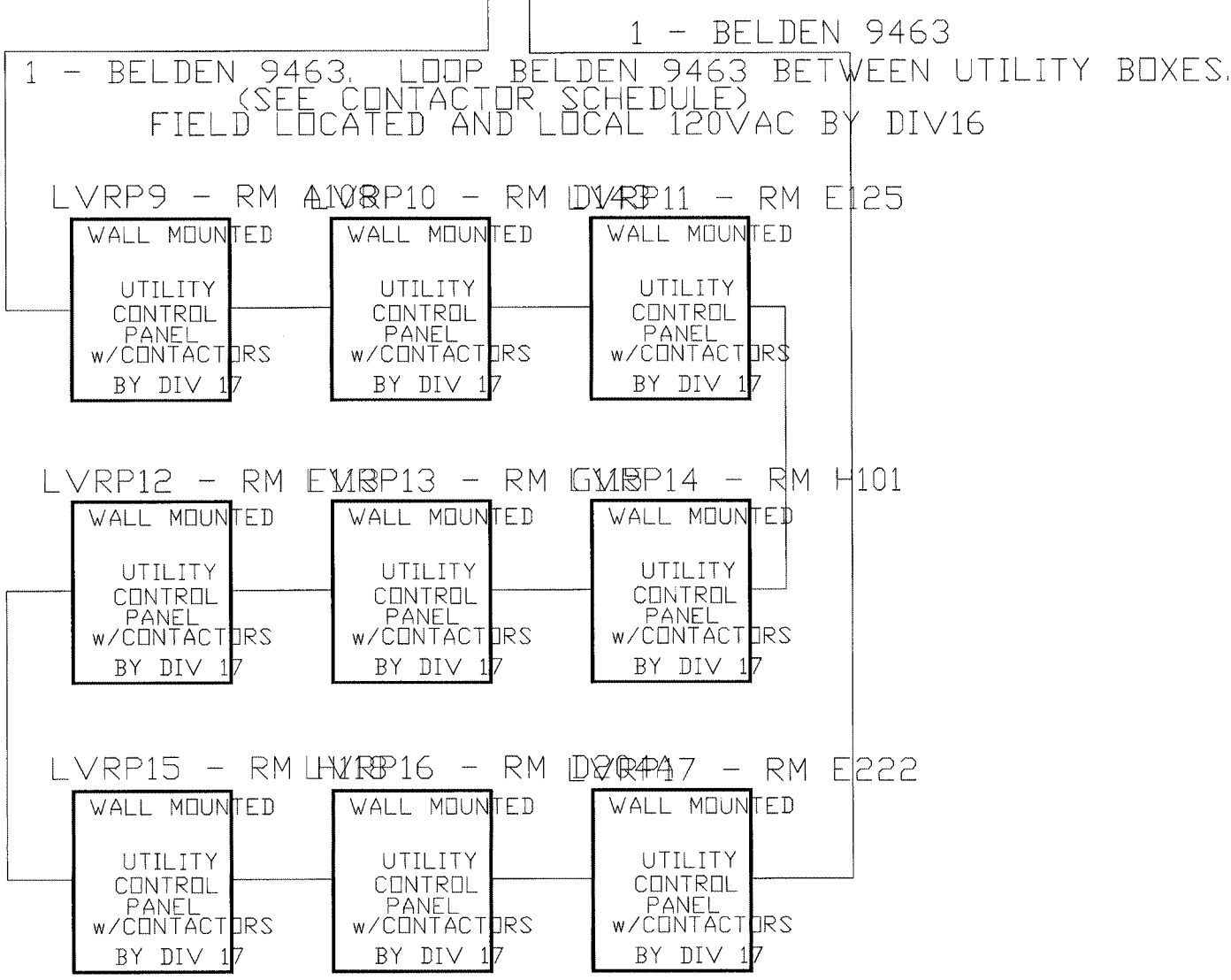
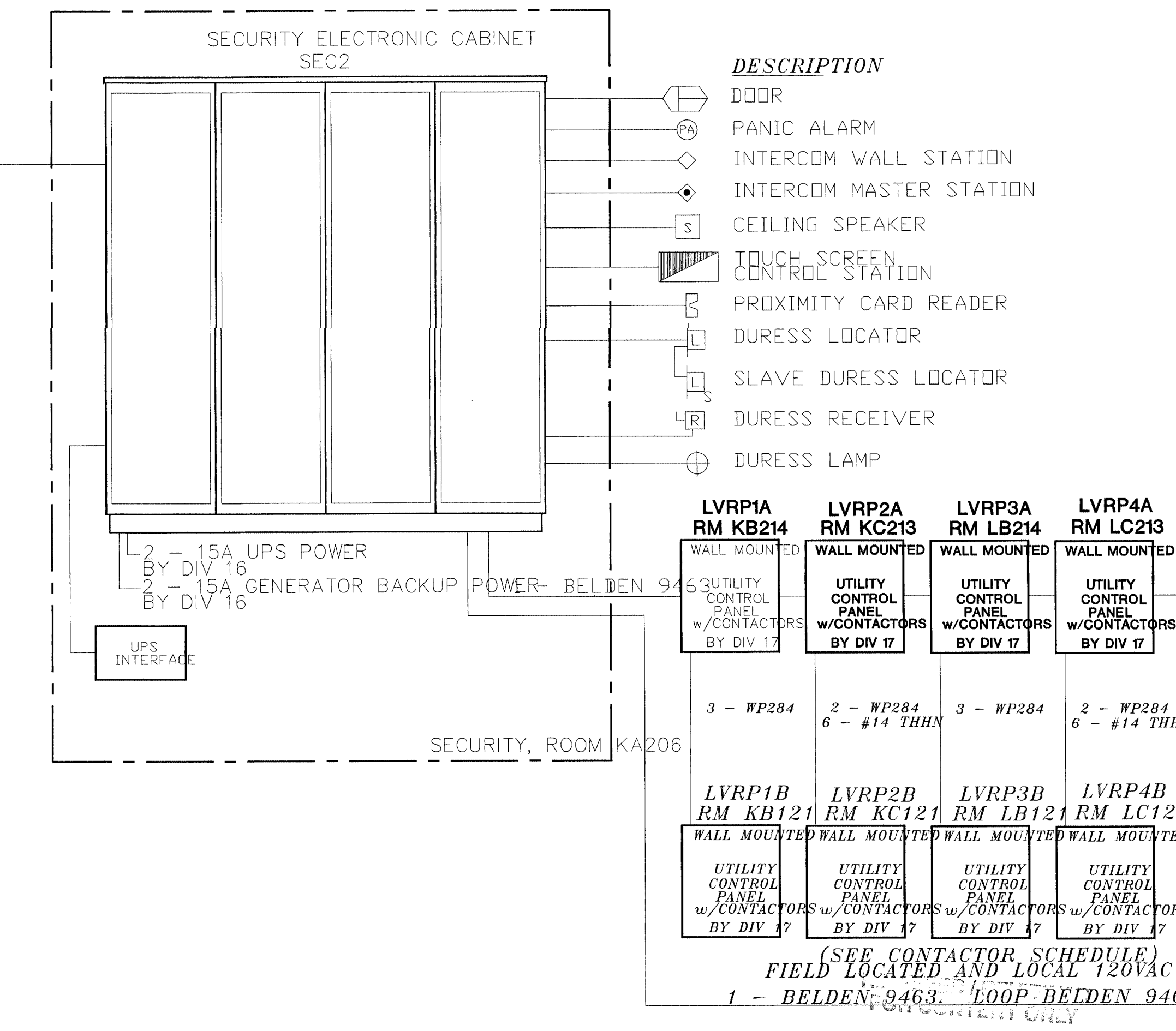
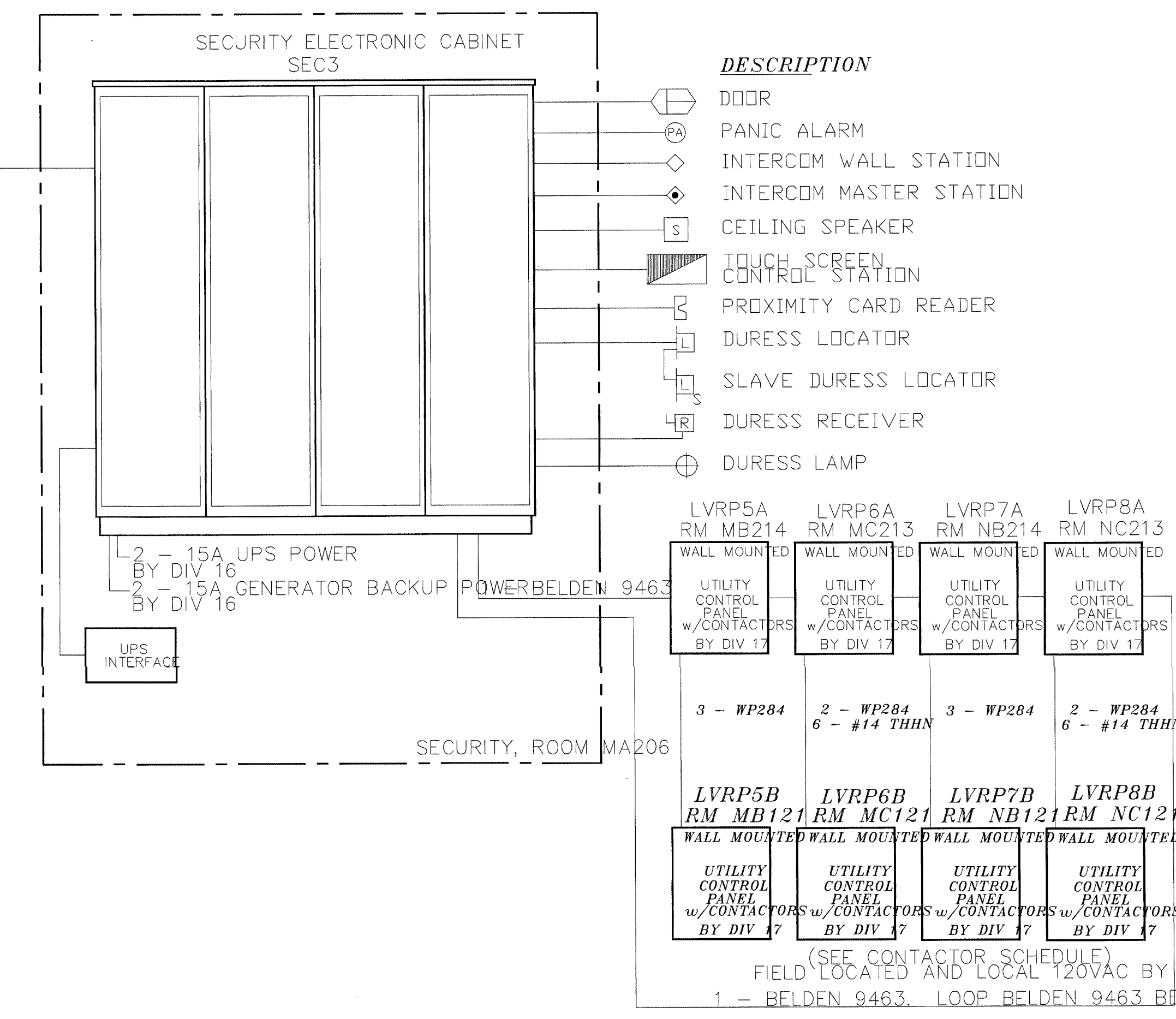
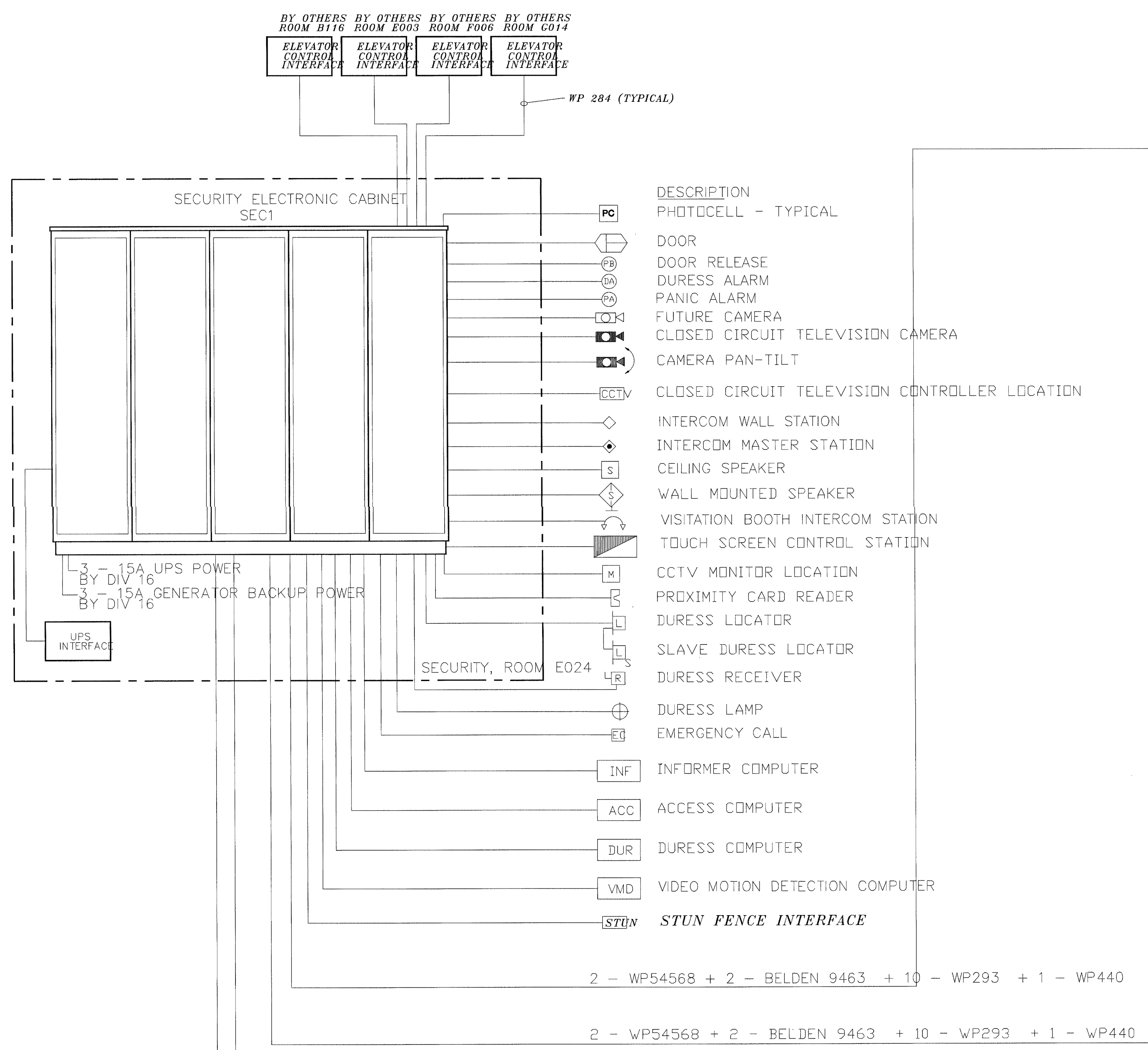
ISSUED FOR REFERENCE ONLY

Information hereon is property of integrator.com and shall not be transmitted, copied, or used for purposes other than that for which it was intended.

8001 East 196th Street  
Noblesville, Indiana 46060  
Phone: (317) 776-3500 Fax: (317) 776-3510  
www.integrator.com



© COPYRIGHT 2001, integrator.com, Inc.



*CONTRACTOR TO COORDINATE CONDUIT ROUTING FOR COMMUNICATIONS CHANNELS # LV RPs  
CORRECT QUANTITY # RE-SUBMIT THIS SHEET*

**DESCRIPTION**

- DOOR
- PANIC ALARM
- INTERCOM WALL STATION
- INTERCOM MASTER STATION
- CEILING SPEAKER
- TOUCH SCREEN CONTROL STATION
- PROXIMITY CARD READER
- DURESS LOCATOR
- SLAVE DURESS LOCATOR
- DURESS RECEIVER
- DURESS LAMP

3 - WP284    2 - WP284 6 - #14 THHN    3 - WP284    2 - WP284 6 - #14 THHN

LVRP5A RM MB214    LVRP6A RM MC213    LVRP7A RM NB214    LVRP8A RM NC213  
WALL MOUNTED UTILITY CONTROL PANEL w/CONTACTORS BY DIV 17

LVRP5B RM MB121    LVRP6B RM MC121    LVRP7B RM NB121    LVRP8B RM NC121  
WALL MOUNTED UTILITY CONTROL PANEL w/CONTACTORS BY DIV 17

(SEE CONTACTOR SCHEDULE)  
FIELD LOCATED AND LOCAL 120VAC BY DIV16  
1 - BELDEN 9463, LOOP BELDEN 9463 BETWEEN UTILITY BOXES.

**DESCRIPTION**

- DOOR
- PANIC ALARM
- INTERCOM WALL STATION
- INTERCOM MASTER STATION
- CEILING SPEAKER
- TOUCH SCREEN CONTROL STATION
- PROXIMITY CARD READER
- DURESS LOCATOR
- SLAVE DURESS LOCATOR
- DURESS RECEIVER
- DURESS LAMP

3 - WP284    2 - WP284 6 - #14 THHN    3 - WP284    2 - WP284 6 - #14 THHN

LVRP1A RM KB214    LVRP2A RM KC213    LVRP3A RM LB214    LVRP4A RM LC213  
WALL MOUNTED UTILITY CONTROL PANEL w/CONTACTORS BY DIV 17

LVRP1B RM KB121    LVRP2B RM KC121    LVRP3B RM LB121    LVRP4B RM LC121  
WALL MOUNTED UTILITY CONTROL PANEL w/CONTACTORS BY DIV 17

(SEE CONTACTOR SCHEDULE)  
FIELD LOCATED AND LOCAL 120VAC BY DIV16  
1 - BELDEN 9463, LOOP BELDEN 9463 BETWEEN UTILITY BOXES.

TITLE: SYSTEM RISER

JOB #:    DATE:

DESIGN:

SOFTWARE:

PROJECT MANAGER:

REVISIONS

NO.	DESCRIPTION	BY	DATE
1			
2			
3			
4			
5			

FILENAME: YPSI020-0.DWG

DWG NO. ES020.0


AUG 17 2001  
BY 212-1700-0  
WALBRIDGE ALDRIDGE

SYSTEM RISER



Information hereon is property of integrator.com and shall not be transmitted, copied, or used for purposes other than that for which it was intended.

8001 East 196th Street  
Noblesville, Indiana 46060  
Phone: (317) 776-3500 Fax: (317) 776-3510  
www.integrator.com



© COPYRIGHT 2001. integrator.com, Inc.

SYMBOL	DESCRIPTION	BY	WIRING REQUIREMENTS	BACK BOX REQUIREMENTS
	120 SERIES ELECTRO-MECHANICAL LOCK.	DIV 11	LOCK.....(3) #14 THHN DPS/LSS...(3) #18 THHN	LFAD_0006_01B FRAME MOUNTED
	MONITORED ONLY DOOR.	DIV 8	LOCK.....N/A DPS/LSS...(2) #14 THHN	LOCK_0001_01D FRAME MOUNTED
	ELECTRO-MAGNETIC LOCK (2" JAMB)	DIV 8	LOCK.....(3) #14 THHN DPS/LSS...(3) #18 THHN	LLNT_0001_09B FRAME MOUNTED
	OVERHEAD DOOR OPERATOR.	DIV 8	LOCK.....(6) #14 THHN DPS/LSS...(2) #18 THHN	LOCK_0002_03B 4" SQUARE SURFACE
	ELECTRO- MECHANICAL SLIDER OPERATOR.	DIV 8	LOCK.....(4) #14 THHN DPS/LSS...(2) #18 THHN	LFAD_0011_01A FRAME MOUNTED
	2" JAMB MOUNTED MOTOR LOCK	DIV 8	LOCK.....(4) #14 THHN DPS/LSS...(3) #18 THHN	LEAD_0010_01B FRAME MOUNTED
	SLIDING VEHICLE GATE OPERATOR.	DIV 8	LOCK.....(6) #12 THWN DPS/LSS...(2) #14 THWN	NO LOCK INFO (PRELIMINARY) PAD MOUNTED
	120 SERIES MOTOR LOCK. (7" JAMB)	DIV 8	LOCK.....(4) #14 THHN DPS/LSS...(3) #18 THHN	LFAD_0009_01A FRAME MOUNTED
	AUTOMATIC OPERATOR	DIV 8	LOCK.....(2) #14 THHN DPS/LSS...(2) #18 THHN	LVON_0003_02B REFER TO MANUFACTURER
	ELECTRICALLY OPERATED MORTISE LOCK.	DIV 8	LOCK.....(3) #14 THHN DPS/LSS...(3) #18 THHN	LSCH_0001_01B FRAME MOUNTED
	DOOR RELEASE PUSHBUTTON SWITCH.	IDC	(1) WP 224	SINGLE GANG
	DURESS ALARM PUSHBUTTON.	IDC	(1) WP 224	SINGLE GANG
	PANIC ALARM PUSHBUTTON.	IDC	(1) WP 224	SINGLE GANG
	CLOSED CIRCUIT TELEVISION CAMERA.	IDC	INTERIOR...(1) WP 815, (1) WP 224 EXTERIOR...(1) WP 815, (1) WP 227	REFER TO SHEET D3.0
	PAN/TILT/ZOOM CLOSED CIRCUIT TELEVISION CAMERA.	IDC	INTERIOR...(1) WP 815, (1) WP 224, (1) WP 360 EXTERIOR...(1) WP 815, (1) WP 227, (1) WP 360 EXT.POLE...(1) WP 92359, (1) LOCAL 120VAC	REFER TO SHEET D3.0
	FUTURE CAMERA.	N/A	N/A	SINGLE GANG
	CLOSED CIRCUIT TELEVISION CONTROLLER LOCATION.	IDC	(1) WP 54568, (1) LOCAL 120VAC RECEPT, (ROOM D101 UPS RECEPT)	SINGLE GANG
	INTERCOM WALL STATION.	IDC	(1) WP 359	DOUBLE GANG 3 1/2" DEEP
	INTERCOM MASTER STATION.	IDC	(1) WP 441	SINGLE GANG
	CEILING SPEAKER.	IDC	(1) WP 293 PER ZONE	ATLAS SOUNDOLIER 193-8-6 BY IDC
	WALL MOUNTED SPEAKER.	IDC	(1) WP 293 PER ZONE	ATLAS SOUNDOLIER 193-8-6 BY IDC
	VISITATION BOOTH INTERCOM STATION.	IDC	(1) WP 293 PER PAIR	DOUBLE GANG 3 1/2" DEEP
	TOUCH SCREEN CONTROL STATION.	IDC	(1) WP 54568, (2) LOCAL 120VAC RECEPT, (ROOM D101 UPS RECEPT)	SINGLE GANG
	CCTV MONITOR LOCATION.	IDC	(1) WP 815, (1) LOCAL 120VAC RECEPT, (ROOM D101 UPS RECEPT)	SINGLE GANG
	TALK-THRU COMMUNICATOR	IDC	????	????
	PROXIMITY CARD READER.	IDC	(1) WP 54568, (1) WP 224	SINGLE GANG
	DURESS LOCATOR.	IDC	(1) WP 224	DOUBLE GANG 3 1/2" DEEP
	DURESS RECEIVER.	IDC	(1) WP 440, (1) LOCAL 120VAC RECEPT	SINGLE GANG ABOVE CEILING
	SLAVE DURESS LOCATOR.	IDC	(1) WP 234 TO DURESS LOCATOR OR NEXT SLAVE	DOUBLE GANG 3 1/2" DEEP
	DURESS LAMP.	IDC	(1) WP 224	DOUBLE GANG 3 1/2" DEEP
	INFORMER, GATEKEEPER COMPUTER	IDC	(1) WP 54568, (1) BELDEN 9463, (3) LOCAL 120VAC RECEPT	SINGLE GANG
	ACCESS COMPUTER	IDC	(1) WP 54568, (1) WP 440, (2) LOCAL 120VAC RECEPT	SINGLE GANG
	VIDEO MOTION DETECTION COMPUTER	IDC	(1) WP 54568, (1) BELDEN 9463, (1) LOCAL 120VAC RECEPT, (1) LOCAL 120VAC UPS RECEPT	SINGLE GANG
	EMERGENCY CALL	IDC	(1) WP A0224, (1) WP A03244, (1) LOCAL 120VAC	PEDESTAL BY IDC
	PHOTO CELL	EC	(1) WP 224, (1) LOCAL POWER	BY EC
	STUN FENCE INTERFACE	IDC	(1) WP 92359, (1) LOCAL 120VAC	ENCLOSURE BY STUN FENCE PROVIDER

ES001.0 SHOWS  
4" SQ. 3 1/2" DEEP  
PLEASE CLARIFY.

ES001.0

CM DR - COOL - OZA SHOWS  
W.P. 439 IN LIEU OF 441.  
PLEASE CLARIFY

TALK THRU IS A STANTO 410/420 SINGLE STATION INTERCOM. COORDINATE  
CABLING, & ROUGH-IN WITH E.C. PROVIDE INSTALLATION DETAIL FOR APPROVAL.

\*\*NOTE ALL SECURITY EQUIPMENT IN ROOM D101 TO HAVE UPS RECEPTACLE

TITLE  
Backbox / Wire Details

JOB # \_\_\_\_\_ DATE: \_\_\_\_\_

DESIGN: \_\_\_\_\_

SOFTWARE: \_\_\_\_\_

PROJECT MANAGER: \_\_\_\_\_

REVISIONS	
DESCRIPTION	BY / DATE
1	
2	
3	
4	
5	
6	

FILENAME: YPSI020-1.DWG

DWG NO. \_\_\_\_\_


ES020.1

REVISION / REVISIONS  
FOR COMMENT ONLY  
AUG 17 2001  
BY 212 17000  
WILLIAMS





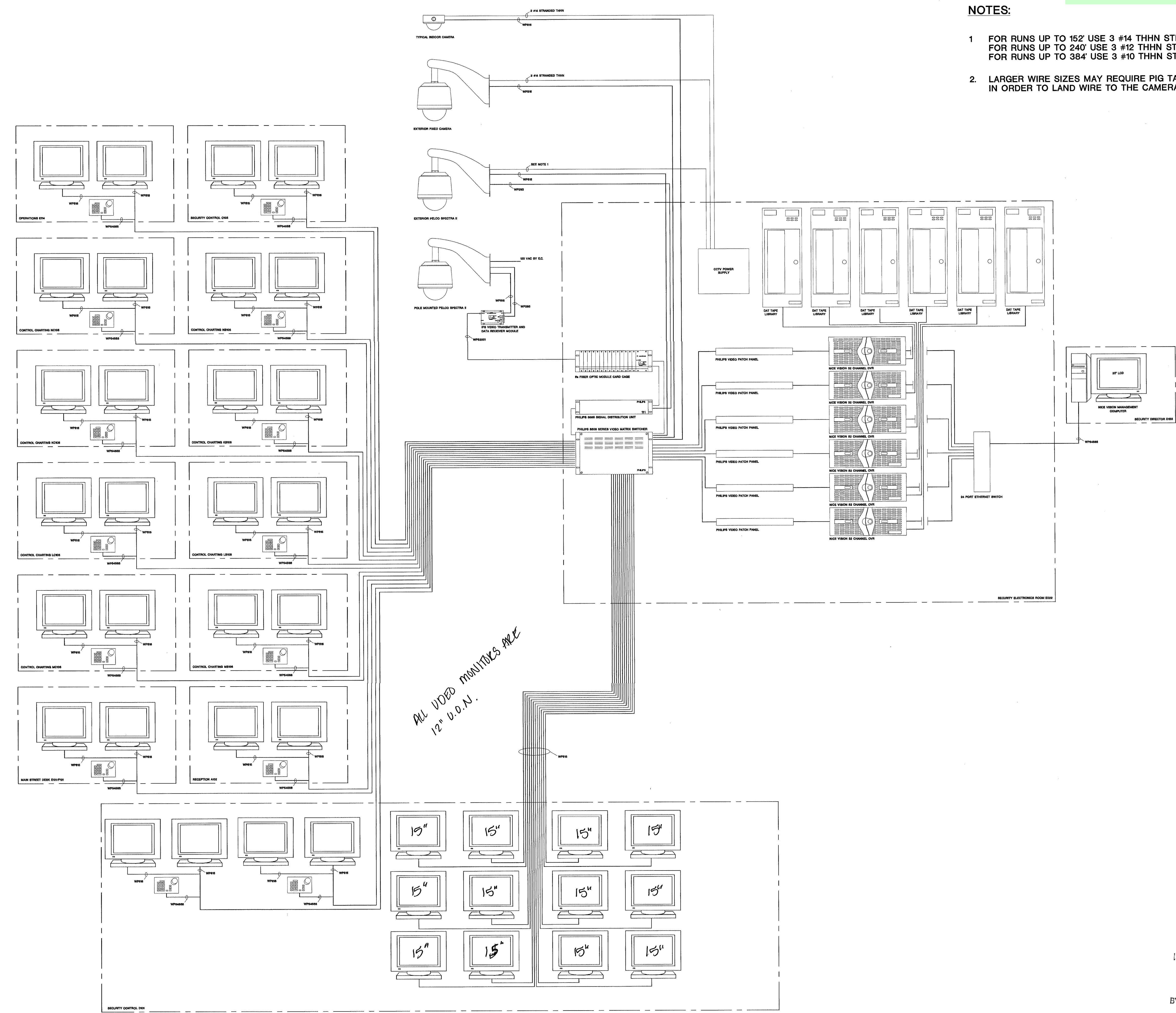
8001 East 196th Street  
Noblesville, Indiana 46060  
Phone: (317) 776-3500 Fax: (317) 776-3510  
www.integrator.com



© COPYRIGHT 2001, integrator.com, Inc.

NOTES:

- FOR RUNS UP TO 152' USE 3 #14 THHN STRANDED WIRE.  
FOR RUNS UP TO 240' USE 3 #12 THHN STRANDED WIRE.  
FOR RUNS UP TO 384' USE 3 #10 THHN STRANDED WIRE.
- LARGER WIRE SIZES MAY REQUIRE PIG TAILING AT THE CAMERA  
IN ORDER TO LAND WIRE TO THE CAMERAS TERMINALS.



TITLE  
Center for Forensic  
Psychiatry  
York Township, MI  
CCTV SYSTEM RISER

JOB #: 1062 DATE: 6/11/01

DESIGN: J. KOONS

SOFTWARE: M. FLINTOFF

PROJECT MANAGER: H. TREEN

REVISIONS	
DESCRIPTION	BY/DATE
1	
2	
3	
4	
5	
6	


FILENAME: YPS020-2.DWG  
DWG NO. ES020.2

RECEIVED / APPROVED  
FOR CONTRACT ONLY  
AUG 17 2001  
BY 212-1700-0  
WALBRIDGE ARCHITECT

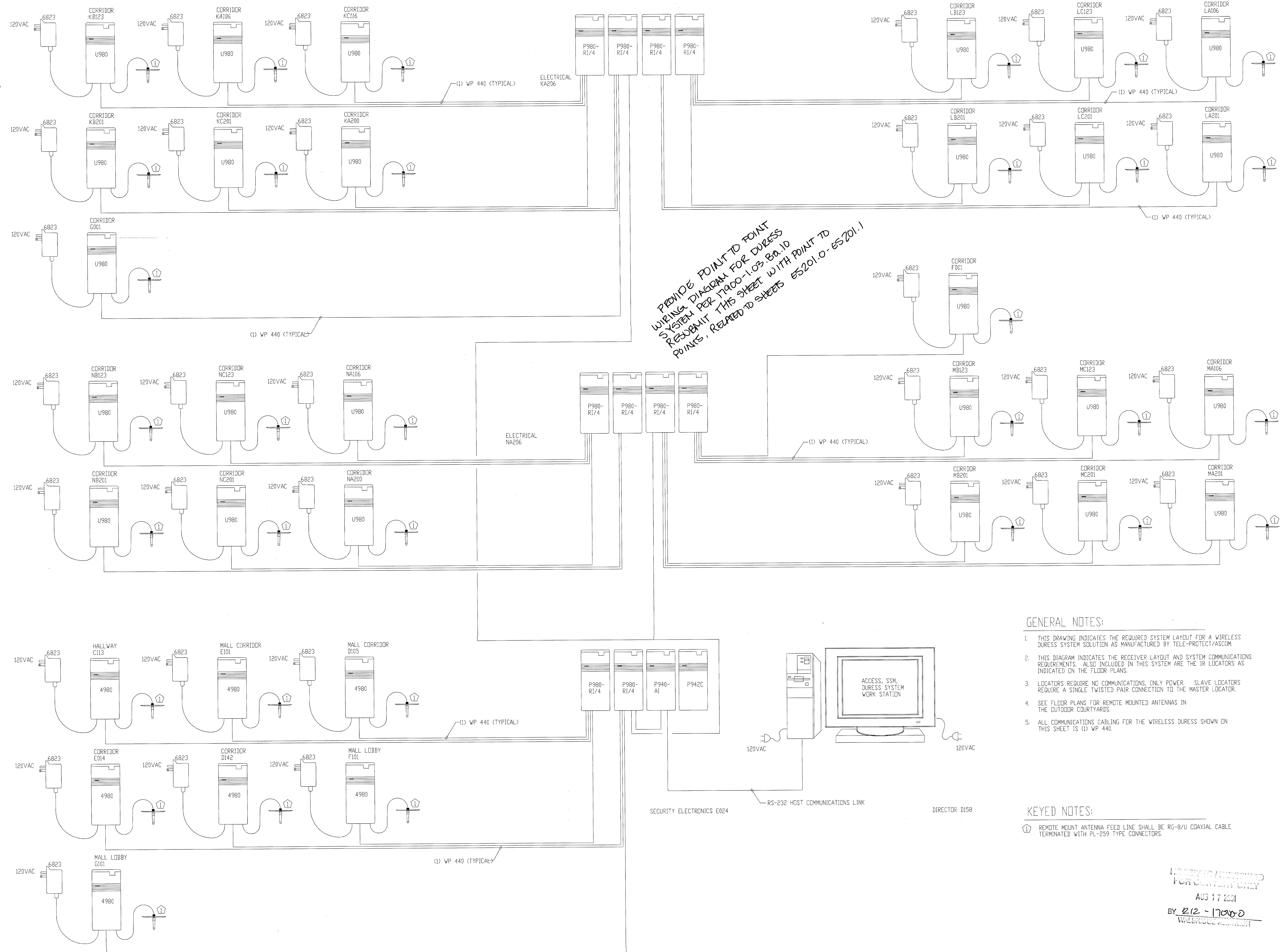


the property of integrator.com and shall not be transmitted, copied, or used for purposes other than that for which it was intended.

8001 East 196th Street  
Noblesville, Indiana 46060  
Phone: (317) 776-3500 Fax: (317) 776-3510  
www.integrator.com



© COPYRIGHT 2001, integrator.com, Inc.



PROVIDE POINT TO POINT WIRING DIAGRAM FOR DURESS SYSTEM PER 11000-1.03 B-1.0 REVISION. THIS SHEET WITH POINT TO POINTS, RELATED TO SHEETS ES201.0 - ES201.1.

GENERAL NOTES:

1. THIS DRAWING INDICATES THE REQUIRED SYSTEM LAYOUT FOR A WIRELESS DURESS SYSTEM SOLUTION AS MANUFACTURED BY TELE-PROTECT/ASCOM.
2. THIS DIAGRAM INDICATES THE RECEIVER LAYOUT AND SYSTEM COMMUNICATIONS REQUIREMENTS. ALSO INCLUDED IN THIS SYSTEM ARE THE IR LOCATORS AS INDICATED ON THE FLOOR PLANS.
3. LOCATORS REQUIRE NO COMMUNICATIONS, ONLY POWER. SLAVE LOCATORS REQUIRE A SINGLE TWISTED PAIR CONNECTION TO THE MASTER LOCATOR.
4. SEE FLOOR PLANS FOR REMOTE MOUNTED ANTENNAS IN THE OUTDOOR COURTYARDS.
5. ALL COMMUNICATIONS CABLING FOR THE WIRELESS DURESS SHOWN ON THIS SHEET IS (1) WP 440.

KEYED NOTES:

- (1) REMOTE MOUNT ANTENNA FEED LINE SHALL BE RG-8/U COAXIAL CABLE TERMINATED WITH PL-259 TYPE CONNECTORS.

ISSUED FOR REFERENCE ONLY  
AUG 17 2001  
BY 212-17000  
WALBRIDGE ASSOCIATES

TITLE

DURESS SYSTEM RISER

JOB #: DATE:

DESIGN:

SOFTWARE:

PROJECT MANAGER:

REVISIONS	
DESCRIPTION	BY/DATE
1	
2	
3	
4	
5	
6	

FILENAME: YPSI020-3.DWG

DWG NO.

ES020.3

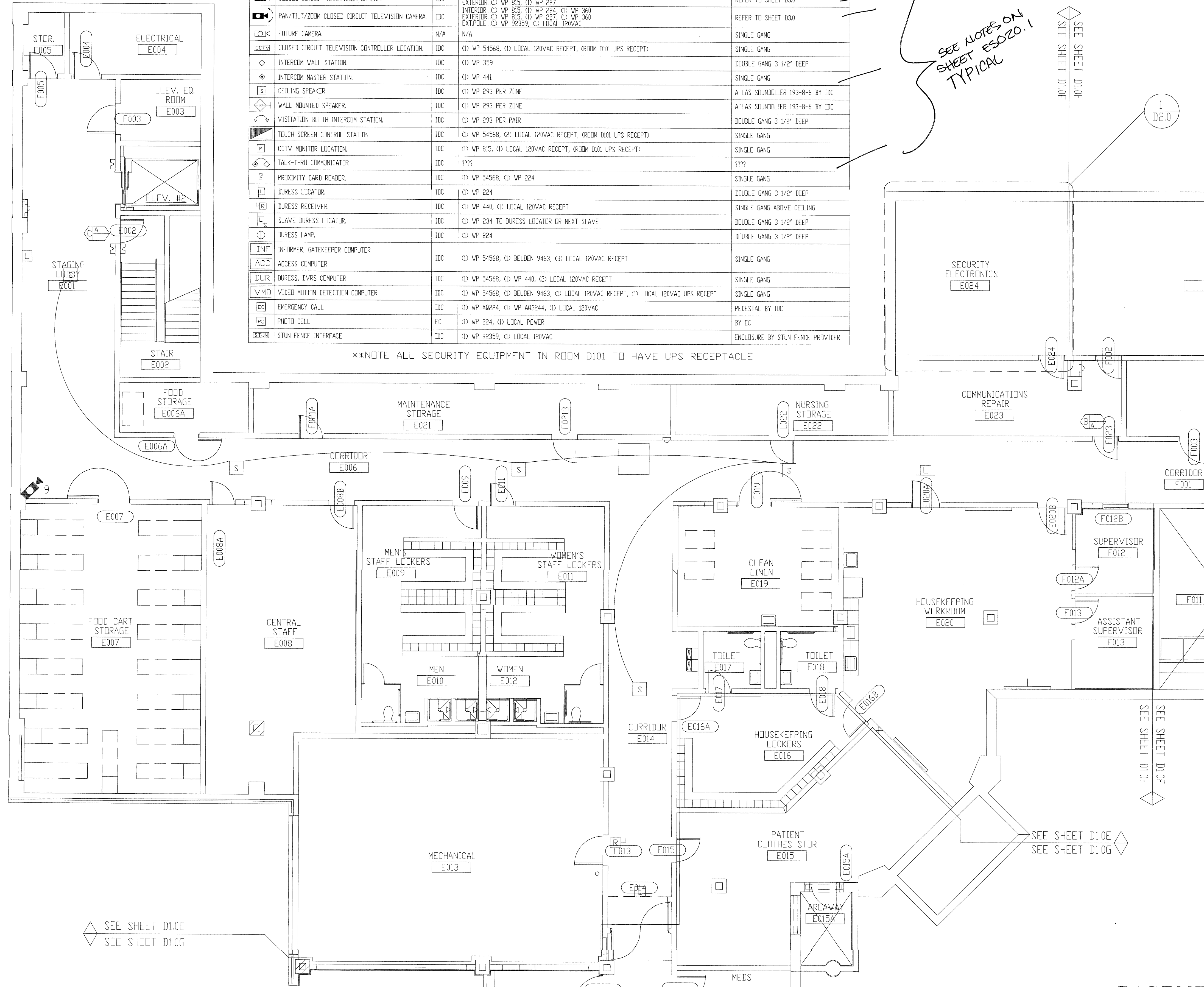


SYMBOL	DESCRIPTION	BY	WIRING REQUIREMENTS	BACK BOX REQUIREMENTS
(L)	120 SERIES ELECTRO-MECHANICAL LOCK	DIV 11	LOCK (2) #14 THHN DPS/LSS (2) #12 THHN	LFAD_0006_01B FRAME MOUNTED
(M)	MONITORED ONLY DOOR	DIV 8	LOCK N/A DPS/LSS (2) #14 THHN	LOCK_0001_01D FRAME MOUNTED
(E)	ELECTRO-MAGNETIC LOCK (2" JAMB)	DIV 8	LOCK (2) #14 THHN DPS/LSS (2) #12 THHN	LLNT_0001_09B FRAME MOUNTED
(O)	DIVERHEAD DOOR OPERATOR	DIV 8	LOCK (2) #14 THHN DPS/LSS (2) #12 THHN	LOCK_0002_03B 4" SQUARE SURFACE
(S)	ELECTRO-MECHANICAL SLIDER OPERATOR	DIV 8	LOCK (2) #14 THHN DPS/LSS (2) #12 THHN	LFAD_0011_01A FRAME MOUNTED
(T)	2" JAMB MOUNTED MOTOR LOCK	DIV 8	LOCK (2) #14 THHN DPS/LSS (2) #12 THHN	LFAD_0010_01B FRAME MOUNTED
(V)	SLIDING VEHICLE GATE OPERATOR	DIV 8	LOCK (2) #12 THHN DPS/LSS (2) #14 THHN	NO LOCK INFO (PRELIMINARY) PAD MOUNTED
(W)	120 SERIES MOTOR LOCK (7" JAMB)	DIV 8	LOCK (2) #14 THHN DPS/LSS (2) #12 THHN	LFAD_0009_01A FRAME MOUNTED
(X)	AUTOMATIC OPERATOR	DIV 8	LOCK (2) #14 THHN DPS/LSS (2) #12 THHN	LVDN_0003_02B REFER TO MANUFACTURER
(Y)	ELECTRICALLY OPERATED MORTISE LOCK	DIV 8	LOCK (2) #14 THHN DPS/LSS (2) #12 THHN	LSCH_0001_01B FRAME MOUNTED
(Z)	DOOR RELEASE PUSHBUTTON SWITCH	IDC	(1) WP 224	SINGLE GANG
(AA)	DURESS ALARM PUSHBUTTON	IDC	(1) WP 224	SINGLE GANG
(AB)	PANIC ALARM PUSHBUTTON	IDC	(1) WP 224	SINGLE GANG
(AC)	CLOSED CIRCUIT TELEVISION CAMERA	IDC	INTERIOR (1) WP 815, (1) WP 224 EXTERIOR (1) WP 815, (1) WP 227	REFER TO SHEET D30
(AD)	PAN/TILT/ZOOM CLOSED CIRCUIT TELEVISION CAMERA	IDC	INTERIOR (1) WP 815, (1) WP 224, (1) WP 360 EXTERIOR (1) WP 815, (1) WP 227, (1) WP 360 EXTPOLE (1) WP 92359, (1) LOCAL 120VAC	REFER TO SHEET D30
(AE)	FUTURE CAMERA	N/A	N/A	SINGLE GANG
(AF)	CLOSED CIRCUIT TELEVISION CONTROLLER LOCATION	IDC	(1) WP 54568, (1) LOCAL 120VAC RECEPT, (ROOM D101 UPS RECEPT)	SINGLE GANG
(AG)	INTERCOM WALL STATION	IDC	(1) WP 359	DOUBLE GANG 3 1/2" DEEP
(AH)	INTERCOM MASTER STATION	IDC	(1) WP 441	SINGLE GANG
(AI)	CEILING SPEAKER	IDC	(1) WP 293 PER ZONE	ATLAS SOUNDLIER 193-8-6 BY IDC
(AJ)	WALL MOUNTED SPEAKER	IDC	(1) WP 293 PER ZONE	ATLAS SOUNDLIER 193-8-6 BY IDC
(AK)	VISITATION BOOTH INTERCOM STATION	IDC	(1) WP 293 PER PAIR	DOUBLE GANG 3 1/2" DEEP
(AL)	TOUCH SCREEN CONTROL STATION	IDC	(1) WP 54568, (2) LOCAL 120VAC RECEPT, (ROOM D101 UPS RECEPT)	SINGLE GANG
(AM)	CCTV MONITOR LOCATION	IDC	(1) WP 815, (1) LOCAL 120VAC RECEPT, (ROOM D101 UPS RECEPT)	SINGLE GANG
(AN)	TALK-THRU COMMUNICATOR	IDC	????	????
(AO)	PROXIMITY CARD READER	IDC	(1) WP 54568, (1) WP 224	SINGLE GANG
(AP)	DURESS LOCATOR	IDC	(1) WP 224	DOUBLE GANG 3 1/2" DEEP
(AQ)	DURESS RECEIVER	IDC	(1) WP 440, (1) LOCAL 120VAC RECEPT	SINGLE GANG ABOVE CEILING
(AR)	SLAVE DURESS LOCATOR	IDC	(1) WP 234 TO DURESS LOCATOR OR NEXT SLAVE	DOUBLE GANG 3 1/2" DEEP
(AS)	DURESS LAMP	IDC	(1) WP 224	DOUBLE GANG 3 1/2" DEEP
(AT)	INFORMER, GATEKEEPER COMPUTER	IDC	(1) WP 54568, (1) BELDEN 9463, (1) LOCAL 120VAC RECEPT	SINGLE GANG
(AU)	ACCESS COMPUTER	IDC	(1) WP 54568, (1) WP 440, (2) LOCAL 120VAC RECEPT	SINGLE GANG
(AV)	DURESS, DVRS COMPUTER	IDC	(1) WP 54568, (1) BELDEN 9463, (1) LOCAL 120VAC RECEPT, (1) LOCAL 120VAC UPS RECEPT	SINGLE GANG
(AW)	VIDEO MOTION DETECTION COMPUTER	IDC	(1) WP 54568, (1) WP A0224, (1) LOCAL 120VAC	PEDESTAL BY IDC
(AX)	EMERGENCY CALL	EC	(1) WP 224, (1) LOCAL POWER	BY EC
(AY)	PHOTO CELL	EC	(1) WP 224, (1) LOCAL POWER	BY EC
(AZ)	STUN FENCE INTERFACE	IDC	(1) WP 92359, (1) LOCAL 120VAC	ENCLOSURE BY STUN FENCE PROVIDER

\*\*NOTE ALL SECURITY EQUIPMENT IN ROOM D101 TO HAVE UPS RECEPTACLE


NOTES:  
1. ALL DEVICES ON THIS FLOOR PLAN HOME RUN TO SEC1.

SEE NOTES ON SHEET ES020.1 TYPICAL



The information hereon is the property of Integrator.com and shall not be transmitted, copied, or used for purposes other than that for which it was intended.

8001 East 196th Street  
Noblesville, Indiana 46060  
Phone: (317) 776-3500 Fax: (317) 776-3510  
www.integrator.com



© COPYRIGHT 2001. integrator.com, Inc.

TITLE	
FLOOR PLAN	
JOB #:	DATE:
DESIGN:	
SOFTWARE:	
PROJECT MANAGER:	
REVISIONS	
DESCRIPTION	BY/DATE
1	
2	
3	
4	
5	
6	
FILENAME:	YPSI030-0.DWG
DWG NO.	ES030.0

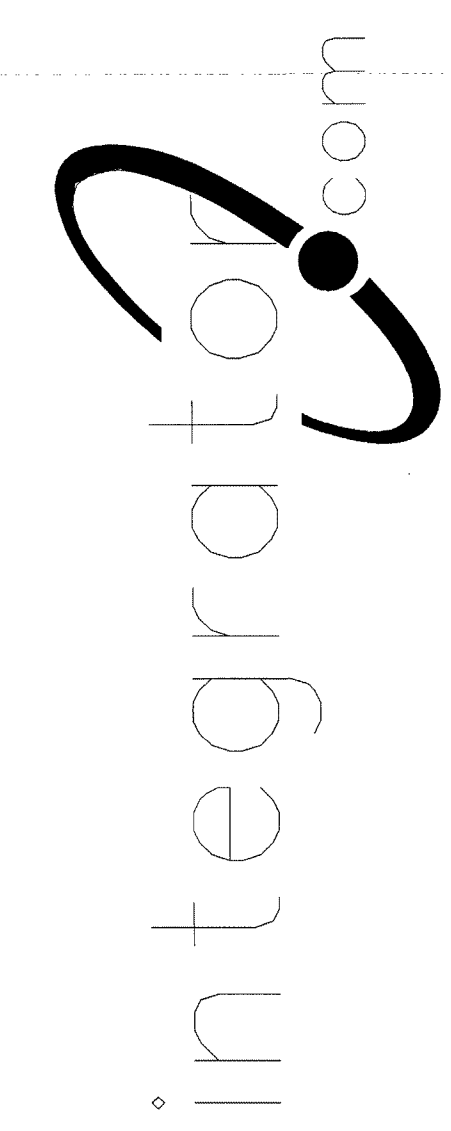
FOR CONTRACT ONLY  
AUG 17 2001  
BY 212-170000  
WALBRIDGE ALLENBER

BASEMENT PLAN AREA "E"



The information hereon is the property of integrator.com and shall not be transmitted, copied, or used for purposes other than that for which it was intended.

8001 East 196th Street  
Noblesville, Indiana 46060  
Phone: (317) 776-3500 Fax: (317) 776-3510  
www.integrator.com

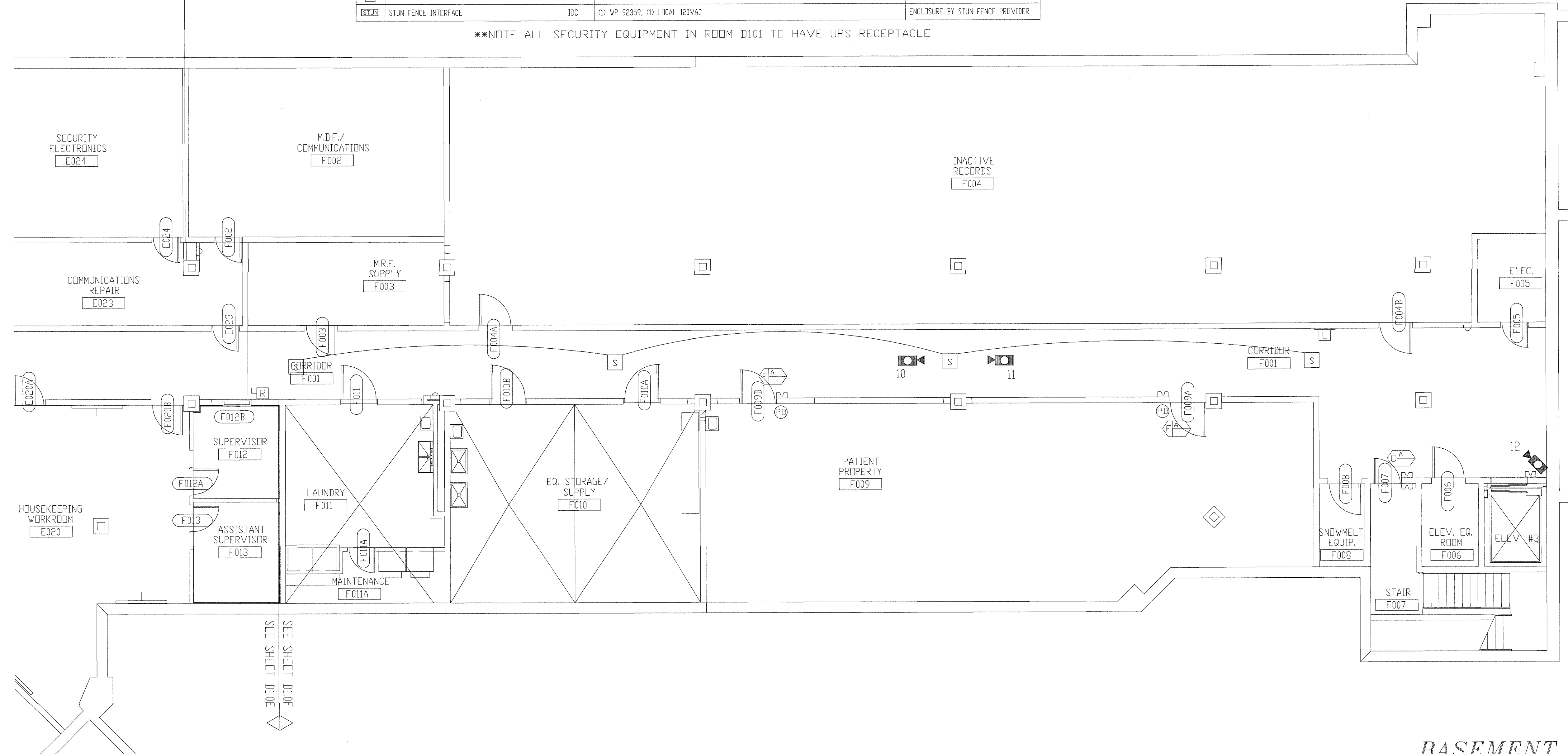


© COPYRIGHT 2001, integrator.com, Inc.

SYMBOL	DESCRIPTION	BY	WIRING REQUIREMENTS	BACK BOX REQUIREMENTS
(A)	120 SERIES ELECTRO-MECHANICAL LOCK	DIV 11	LOCK (3) #14 THHN WPS/LSS (3) #18 THHN LFAD_0006_01B	FRAME MOUNTED
(B)	MONITORED ONLY DOOR	DIV 8	LOCK N/A WPS/LSS (2) #14 THHN L0CK_0001_01D	FRAME MOUNTED
(C)	ELECTRO-MAGNETIC LOCK (2" JAMB)	DIV 8	LOCK (3) #14 THHN WPS/LSS (3) #18 THHN LLNT_0001_09B	FRAME MOUNTED
(D)	OVERHEAD DOOR OPERATOR	DIV 8	LOCK (6) #14 THHN WPS/LSS (2) #18 THHN L0CK_0002_03B	4" SQUARE SURFACE
(E)	ELECTRO-MECHANICAL SLIDER OPERATOR	DIV 8	LOCK (4) #14 THHN WPS/LSS (2) #18 THHN LFAD_0011_01A	FRAME MOUNTED
(F)	2" JAMB MOUNTED MOTOR LOCK	DIV 8	LOCK (4) #14 THHN WPS/LSS (2) #18 THHN LFAD_0010_01B	FRAME MOUNTED
(G)	SLIDING VEHICLE GATE OPERATOR	DIV 8	LOCK (6) #12 THHN WPS/LSS (2) #14 THHN NO LOCK INFO (PRELIMINARY)	PAD MOUNTED
(H)	120 SERIES MOTOR LOCK (7" JAMB)	DIV 8	LOCK (4) #14 THHN WPS/LSS (2) #18 THHN LFAD_0009_01A	FRAME MOUNTED
(I)	AUTOMATIC OPERATOR	DIV 8	LOCK (2) #14 THHN WPS/LSS (2) #18 THHN LVON_0003_02B	REFER TO MANUFACTURER
(J)	ELECTRICALLY OPERATED MORTISE LOCK	DIV 8	LOCK (3) #14 THHN WPS/LSS (3) #18 THHN LSCH_0001_01B	FRAME MOUNTED
(K)	DOOR RELEASE PUSHBUTTON SWITCH	IDC	(1) WP 224	SINGLE GANG
(L)	DURESS ALARM PUSHBUTTON	IDC	(1) WP 224	SINGLE GANG
(M)	PANIC ALARM PUSHBUTTON	IDC	(1) WP 224	SINGLE GANG
(N)	CLOSED CIRCUIT TELEVISION CAMERA	IDC	INTERIOR (1) WP 815, (1) WP 224 EXTERIOR (1) WP 815, (1) WP 227	REFER TO SHEET D30
(O)	PAN/TILT/ZOOM CLOSED CIRCUIT TELEVISION CAMERA	IDC	INTERIOR (1) WP 815, (1) WP 224, (1) WP 360 EXTERIOR (1) WP 815, (1) WP 227, (1) WP 360 EXT.PILE (1) WP 92359, (1) LOCAL 120VAC	REFER TO SHEET D30
(P)	FUTURE CAMERA	N/A	N/A	SINGLE GANG
(Q)	CLOSED CIRCUIT TELEVISION CONTROLLER LOCATION	IDC	(1) WP 54568, (1) LOCAL 120VAC RECEPT, (ROOM D101 UPS RECEPT)	SINGLE GANG
(R)	INTERCOM WALL STATION	IDC	(1) WP 359	DOUBLE GANG 3 1/2" DEEP
(S)	INTERCOM MASTER STATION	IDC	(1) WP 441	SINGLE GANG
(T)	CEILING SPEAKER	IDC	(1) WP 293 PER ZONE	ATLAS SOUNDOLIER 193-8-6 BY IDC
(U)	WALL MOUNTED SPEAKER	IDC	(1) WP 293 PER ZONE	ATLAS SOUNDOLIER 193-8-6 BY IDC
(V)	VISITATION BOOTH INTERCOM STATION	IDC	(1) WP 293 PER PAIR	DOUBLE GANG 3 1/2" DEEP
(W)	TOUCH SCREEN CONTROL STATION	IDC	(1) WP 54568, (2) LOCAL 120VAC RECEPT, (ROOM D101 UPS RECEPT)	SINGLE GANG
(X)	CCTV MONITOR LOCATION	IDC	(1) WP 815, (1) LOCAL 120VAC RECEPT, (ROOM D101 UPS RECEPT)	SINGLE GANG
(Y)	TALK-THRU COMMUNICATOR	IDC	????	????
(Z)	PROXIMITY CARD READER	IDC	(1) WP 54568, (1) WP 224	SINGLE GANG
(AA)	DURESS LOCATOR	IDC	(1) WP 224	DOUBLE GANG 3 1/2" DEEP
(AB)	DURESS RECEIVER	IDC	(1) WP 440, (1) LOCAL 120VAC RECEPT	SINGLE GANG ABOVE CEILING
(AC)	SLAVE DURESS LOCATOR	IDC	(1) WP 234 TO DURESS LOCATOR OR NEXT SLAVE	DOUBLE GANG 3 1/2" DEEP
(AD)	DURESS LAMP	IDC	(1) WP 224	DOUBLE GANG 3 1/2" DEEP
(AE)	INFORMER, GATEKEEPER COMPUTER	IDC	(1) WP 54568, (1) BELDEN 9463, (3) LOCAL 120VAC RECEPT	SINGLE GANG
(AF)	ACCESS COMPUTER	IDC	(1) WP 54568, (1) WP 440, (2) LOCAL 120VAC RECEPT	SINGLE GANG
(AG)	DURESS, DVRS COMPUTER	IDC	(1) WP 54568, (1) BELDEN 9463, (1) LOCAL 120VAC RECEPT, (1) LOCAL 120VAC UPS RECEPT	SINGLE GANG
(AH)	VIDEO MOTION DETECTION COMPUTER	IDC	(1) WP 54568, (1) BELDEN 9463, (1) LOCAL 120VAC RECEPT, (1) LOCAL 120VAC UPS RECEPT	SINGLE GANG
(AI)	EMERGENCY CALL	IDC	(1) WP A0224, (1) WP A03244, (1) LOCAL 120VAC	PEDESTAL BY IDC
(AJ)	PHOTO CELL	EC	(1) WP 224, (1) LOCAL POWER	BY EC
(AK)	STUN FENCE INTERFACE	IDC	(1) WP 92359, (1) LOCAL 120VAC	ENCLOSURE BY STUN FENCE PROVIDER

\*\*NOTE ALL SECURITY EQUIPMENT IN ROOM D101 TO HAVE UPS RECEPTACLE

NOTES:  
1. ALL DEVICES ON THIS FLOOR PLAN HOME RUN TO SEC1.



SEE SHEET D10E  
SEE SHEET D10E

SEE SHEET D10E  
SEE SHEET D10E

ISSUED FOR REFERENCE ONLY  
AUG 17 2001  
BY 212-1700-0  
WALBRIDGE ALDRICH

TITLE: FLOOR PLAN

JOB #: DATE:

DESIGN:

SOFTWARE:

PROJECT MANAGER:

REVISIONS	
DESCRIPTION	BY/DATE
1	
2	
3	
4	
5	
6	

FILENAME: YPSI030-1.DWG  
DWG NO. ES030.1

BASEMENT PLAN AREA "F"










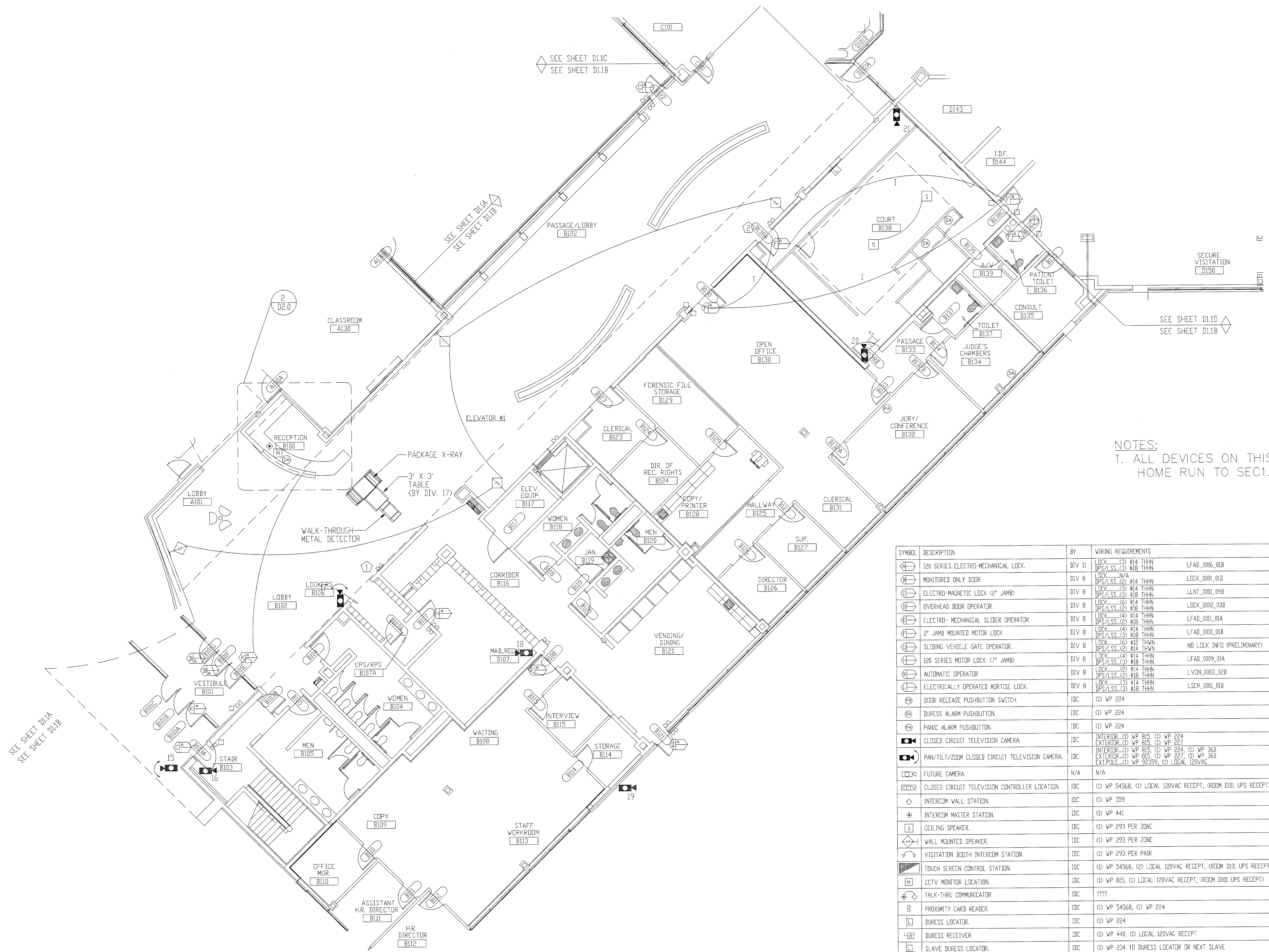


the property of integrator.com and shall not be transmitted, copied, or used for purposes other than that for which it was intended.

8001 East 196th Street  
Noblesville, Indiana 46060  
Phone: (317) 776-3500 Fax: (317) 776-3510  
www.integrator.com



© COPYRIGHT 2001, integrator.com, Inc.



NOTES:  
1. ALL DEVICES ON THIS FLOOR PLAN HOME RUN TO SEC1.

SYMBOL	DESCRIPTION	BY	WIRING REQUIREMENTS	BACK BOX REQUIREMENTS
[Symbol]	120 SERIES ELECTRO-MECHANICAL LOCK	DIV 11	LOCK (3) #14 THHN DPS/LSS (3) #18 THHN	LFAD_0006_01B FRAME MOUNTED
[Symbol]	MONITORED ONLY DOOR	DIV 8	LOCK (3) #14 THHN DPS/LSS (2) #18 THHN	LOCK_0001_01D FRAME MOUNTED
[Symbol]	ELECTRO-MAGNETIC LOCK (2" JAMB)	DIV 8	LOCK (3) #14 THHN DPS/LSS (2) #18 THHN	LLNT_0001_09B FRAME MOUNTED
[Symbol]	OVERHEAD DOOR OPERATOR	DIV 8	LOCK (3) #14 THHN DPS/LSS (2) #18 THHN	LOCK_0002_03B 4" SQUARE SURFACE
[Symbol]	ELECTRO-MECHANICAL SLIDER OPERATOR	DIV 8	LOCK (4) #14 THHN DPS/LSS (2) #18 THHN	LFAD_0011_01A FRAME MOUNTED
[Symbol]	2" JAMB MOUNTED MOTOR LOCK	DIV 8	LOCK (4) #14 THHN DPS/LSS (3) #18 THHN	LFAD_0010_01B FRAME MOUNTED
[Symbol]	SLIDING VEHICLE GATE OPERATOR	DIV 8	LOCK (3) #14 THHN DPS/LSS (2) #18 THHN	NO LOCK INFO (PRELIMINARY) PAD MOUNTED
[Symbol]	120 SERIES MOTOR LOCK (7" JAMB)	DIV 8	LOCK (4) #14 THHN DPS/LSS (3) #18 THHN	LFAD_0009_01A FRAME MOUNTED
[Symbol]	AUTOMATIC OPERATOR	DIV 8	LOCK (2) #14 THHN DPS/LSS (2) #18 THHN	LVIN_0003_02B REFER TO MANUFACTURER
[Symbol]	ELECTRICALLY OPERATED MORTISE LOCK	DIV 8	LOCK (3) #14 THHN DPS/LSS (3) #18 THHN	LSCM_0001_01B FRAME MOUNTED
[Symbol]	DOOR RELEASE PUSHBUTTON SWITCH	IDC	(1) WP 224	SINGLE GANG
[Symbol]	DURESS ALARM PUSHBUTTON	IDC	(1) WP 224	SINGLE GANG
[Symbol]	PANIC ALARM PUSHBUTTON	IDC	(1) WP 224	SINGLE GANG
[Symbol]	CLOSED CIRCUIT TELEVISION CAMERA	IDC	INTERIOR (1) WP 815, (1) WP 224 EXTERIOR (1) WP 815, (1) WP 227	REFER TO SHEET D3.0
[Symbol]	PAN/TILT/ZOOM CLOSED CIRCUIT TELEVISION CAMERA	IDC	INTERIOR (1) WP 815, (1) WP 224, (1) WP 360 EXTERIOR (1) WP 815, (1) WP 227, (1) WP 360 EXT.POLE (1) WP 92359, (1) LOCAL 120VAC	REFER TO SHEET D3.0
[Symbol]	FUTURE CAMERA	N/A	N/A	SINGLE GANG
[Symbol]	CLOSED CIRCUIT TELEVISION CONTROLLER LOCATION	IDC	(1) WP 54568, (1) LOCAL 120VAC RECEPT, (ROOM D101) UPS RECEPT	SINGLE GANG
[Symbol]	INTERCOM WALL STATION	IDC	(1) WP 359	DOUBLE GANG 3 1/2" DEEP
[Symbol]	INTERCOM MASTER STATION	IDC	(1) WP 441	SINGLE GANG
[Symbol]	CEILING SPEAKER	IDC	(1) WP 293 PER ZONE	ATLAS SOUNDOLIER 193-8-6 BY IDC
[Symbol]	WALL MOUNTED SPEAKER	IDC	(1) WP 293 PER ZONE	ATLAS SOUNDOLIER 193-8-6 BY IDC
[Symbol]	VISITATION BOOTH INTERCOM STATION	IDC	(1) WP 293 PER PAIR	DOUBLE GANG 3 1/2" DEEP
[Symbol]	TOUCH SCREEN CONTROL STATION	IDC	(1) WP 54568, (2) LOCAL 120VAC RECEPT, (ROOM D101) UPS RECEPT	SINGLE GANG
[Symbol]	CCTV MONITOR LOCATION	IDC	(1) WP 815, (1) LOCAL 120VAC RECEPT, (ROOM D101) UPS RECEPT	SINGLE GANG
[Symbol]	TALK-THRU COMMUNICATOR	IDC	????	????
[Symbol]	PROXIMITY CARD READER	IDC	(1) WP 54568, (1) WP 224	SINGLE GANG
[Symbol]	DURESS LOCATOR	IDC	(1) WP 224	DOUBLE GANG 3 1/2" DEEP
[Symbol]	DURESS RECEIVER	IDC	(1) WP 440, (1) LOCAL 120VAC RECEPT	SINGLE GANG ABOVE CEILING
[Symbol]	SLAVE DURESS LOCATOR	IDC	(1) WP 234 TO DURESS LOCATOR OR NEXT SLAVE	DOUBLE GANG 3 1/2" DEEP
[Symbol]	DURESS LAMP	IDC	(1) WP 224	DOUBLE GANG 3 1/2" DEEP
[Symbol]	INFORMER, GATEKEEPER COMPUTER	IDC	(1) WP 54568, (1) BELDEN 9463, (3) LOCAL 120VAC RECEPT	SINGLE GANG
[Symbol]	ACCESS COMPUTER	IDC	(1) WP 54568, (1) WP 440, (2) LOCAL 120VAC RECEPT	SINGLE GANG
[Symbol]	DURESS, DVRS COMPUTER	IDC	(1) WP 54568, (1) BELDEN 9463, (1) LOCAL 120VAC RECEPT, (1) LOCAL 120VAC UPS RECEPT	SINGLE GANG
[Symbol]	VIDEO MOTION DETECTION COMPUTER	IDC	(1) WP 40224, (1) WP 40244, (1) LOCAL 120VAC	PRE-ESTABLISHED BY OTHER
[Symbol]	EMERGENCY CALL	IDC	(1) WP 224, (1) LOCAL PDWER	EMERGENCY CALL ONLY
[Symbol]	PHOTO CELL	EC	(1) WP 224, (1) LOCAL PDWER	ENCLOSURE WITH ZONE PROVIDER
[Symbol]	STUN FENCE INTERFACE	IDC	(1) WP 92359, (1) LOCAL 120VAC	

\*\*NOTE ALL SECURITY EQUIPMENT IN ROOM D101 TO HAVE UPS RECEPT

FIRST FLOOR PLAN AREA "B"

TITLE: FLOOR PLAN

JOB #: DATE:

DESIGN:

SOFTWARE:

PROJECT MANAGER:

REVISIONS

DESCRIPTION	BY/DATE
1	
2	
3	
4	
5	
6	

FILENAME: YPSI030-4.DWG

DWG NO. ES030.4





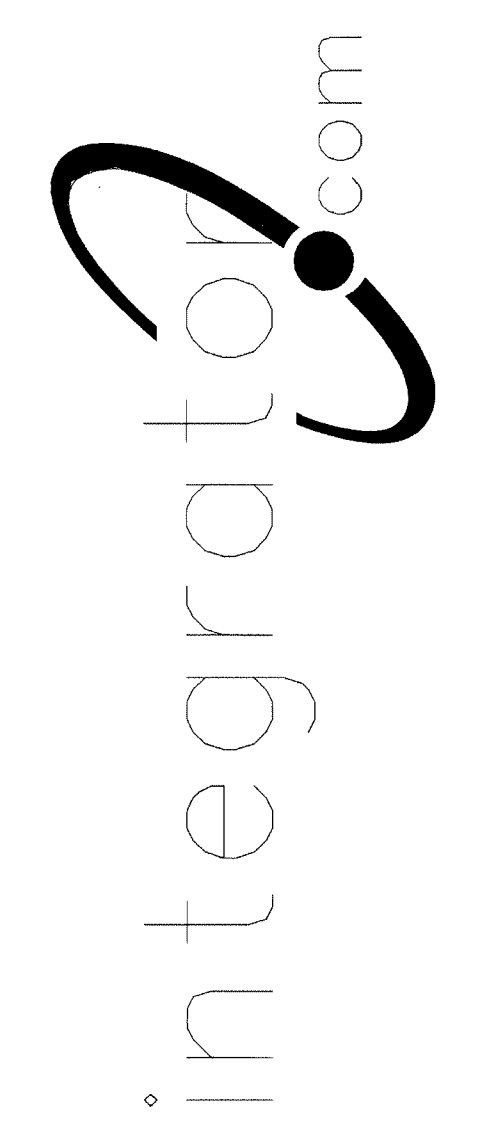
SYMBOL	DESCRIPTION	BY	WIRING REQUIREMENTS	BACK BOX REQUIREMENTS
[Symbol]	120 SERIES ELECTRO-MECHANICAL LOCK.	DIV 11	LOCK (3) #14 THHN BPS/LSS (3) #18 THHN	LFAD_0006_01B FRAME MOUNTED
[Symbol]	MONITORED ONLY DOOR.	DIV 8	LOCK (1) #14 THHN	LOCK_0001_01D FRAME MOUNTED
[Symbol]	ELECTRO-MAGNETIC LOCK (2" JAMB)	DIV 8	LOCK (3) #14 THHN BPS/LSS (3) #18 THHN	LLNT_0001_09B FRAME MOUNTED
[Symbol]	OVERHEAD DOOR OPERATOR.	DIV 8	LOCK (3) #14 THHN BPS/LSS (3) #18 THHN	LOCK_0002_03B 4" SQUARE SURFACE
[Symbol]	ELECTRO-MECHANICAL SLIDER OPERATOR.	DIV 8	LOCK (4) #14 THHN BPS/LSS (2) #18 THHN	LFAD_0011_01A FRAME MOUNTED
[Symbol]	2" JAMB MOUNTED MOTOR LOCK	DIV 8	LOCK (4) #14 THHN BPS/LSS (2) #18 THHN	LFAD_0010_01B FRAME MOUNTED
[Symbol]	SLIDING VEHICLE GATE OPERATOR.	DIV 8	LOCK (6) #12 THWN BPS/LSS (2) #14 THWN	NO LOCK INFO (PRELIMINARY) PAD MOUNTED
[Symbol]	120 SERIES MOTOR LOCK. (7" JAMB)	DIV 8	LOCK (4) #14 THHN BPS/LSS (3) #18 THHN	LFAD_0009_01A FRAME MOUNTED
[Symbol]	AUTOMATIC OPERATOR	DIV 8	LOCK (2) #14 THHN BPS/LSS (2) #18 THHN	LVDN_0003_02B REFER TO MANUFACTURER
[Symbol]	ELECTRICALLY OPERATED MORTISE LOCK.	DIV 8	LOCK (3) #14 THHN BPS/LSS (3) #18 THHN	LSCH_0001_01B FRAME MOUNTED
[Symbol]	DOOR RELEASE PUSHBUTTON SWITCH.	IDC	(1) WP 224	SINGLE GANG
[Symbol]	DURESS ALARM PUSHBUTTON.	IDC	(1) WP 224	SINGLE GANG
[Symbol]	PANIC ALARM PUSHBUTTON.	IDC	(1) WP 224	SINGLE GANG
[Symbol]	CLOSED CIRCUIT TELEVISION CAMERA.	IDC	INTERIOR (1) WP 815, (1) WP 224 EXTERIOR (1) WP 815, (1) WP 227	REFER TO SHEET D30
[Symbol]	PAN/TILT/ZOOM CLOSED CIRCUIT TELEVISION CAMERA.	IDC	INTERIOR (1) WP 815, (1) WP 224, (1) WP 360 EXTERIOR (1) WP 815, (1) WP 227, (1) WP 360 EXT POLE (1) WP 92359, (1) LOCAL 120VAC	REFER TO SHEET D30
[Symbol]	FUTURE CAMERA.	N/A	N/A	SINGLE GANG
[Symbol]	CLOSED CIRCUIT TELEVISION CONTROLLER LOCATION.	IDC	(1) WP 54568, (1) LOCAL 120VAC RECEPT, (ROOM D101 UPS RECEPT)	SINGLE GANG
[Symbol]	INTERCOM WALL STATION.	IDC	(1) WP 359	DOUBLE GANG 3 1/2" DEEP
[Symbol]	INTERCOM MASTER STATION.	IDC	(1) WP 441	SINGLE GANG
[Symbol]	CEILING SPEAKER.	IDC	(1) WP 293 PER ZONE	ATLAS SOUNDOLIER 193-8-6 BY IDC
[Symbol]	WALL MOUNTED SPEAKER.	IDC	(1) WP 293 PER ZONE	ATLAS SOUNDOLIER 193-8-6 BY IDC
[Symbol]	VISITATION BOOTH INTERCOM STATION.	IDC	(1) WP 293 PER PAIR	DOUBLE GANG 3 1/2" DEEP
[Symbol]	TOUCH SCREEN CONTROL STATION.	IDC	(1) WP 54568, (2) LOCAL 120VAC RECEPT, (ROOM D101 UPS RECEPT)	SINGLE GANG
[Symbol]	CCTV MONITOR LOCATION.	IDC	(1) WP 815, (1) LOCAL 120VAC RECEPT, (ROOM D101 UPS RECEPT)	SINGLE GANG
[Symbol]	TALK-THRU COMMUNICATOR	IDC	????	????
[Symbol]	PROXIMITY CARD READER.	IDC	(1) WP 54568, (1) WP 224	SINGLE GANG
[Symbol]	DURESS LOCATOR.	IDC	(1) WP 224	DOUBLE GANG 3 1/2" DEEP
[Symbol]	DURESS RECEIVER.	IDC	(1) WP 440, (1) LOCAL 120VAC RECEPT	SINGLE GANG ABOVE CEILING
[Symbol]	SLAVE DURESS LOCATOR.	IDC	(1) WP 234 TO DURESS LOCATOR OR NEXT SLAVE	DOUBLE GANG 3 1/2" DEEP
[Symbol]	DURESS LAMP.	IDC	(1) WP 224	DOUBLE GANG 3 1/2" DEEP
[Symbol]	INFORMER, GATEKEEPER COMPUTER	IDC	(1) WP 54568, (1) BELDEN 9463, (3) LOCAL 120VAC RECEPT	SINGLE GANG
[Symbol]	ACCESS COMPUTER	IDC	(1) WP 54568, (1) WP 440, (2) LOCAL 120VAC RECEPT	SINGLE GANG
[Symbol]	DURESS, DVRS COMPUTER	IDC	(1) WP 54568, (1) BELDEN 9463, (1) LOCAL 120VAC RECEPT, (1) LOCAL 120VAC UPS RECEPT	SINGLE GANG
[Symbol]	VIDEO MOTION DETECTION COMPUTER	IDC	(1) WP 54568, (1) BELDEN 9463, (1) LOCAL 120VAC RECEPT, (1) LOCAL 120VAC UPS RECEPT	SINGLE GANG
[Symbol]	EMERGENCY CALL	IDC	(1) WP A0224, (1) WP A03244, (1) LOCAL 120VAC	PEDESTAL BY IDC
[Symbol]	PHOTO CELL	EC	(1) WP 224, (1) LOCAL POWER	BY EC
[Symbol]	STUN FENCE INTERFACE	IDC	(1) WP 92359, (1) LOCAL 120VAC	ENCLOSURE BY STUN FENCE PROVIDER

\*\*NOTE ALL SECURITY EQUIPMENT IN ROOM D101 TO HAVE UPS RECEPTACLE

NOTES:  
1. ALL DEVICES ON THIS FLOOR PLAN HOME RUN TO SEC1.

the property of integrator.com and shall not be transmitted, copied, or used for purposes other than that for which it was intended.

8001 East 196th Street  
Noblesville, Indiana 46060  
Phone: (317) 776-3500 Fax: (317) 776-3510  
www.integrator.com



© COPYRIGHT 2001, integrator.com, Inc.

TITLE: FLOOR PLAN

JOB #: \_\_\_\_\_ DATE: \_\_\_\_\_

DESIGN: \_\_\_\_\_

SOFTWARE: \_\_\_\_\_

PROJECT MANAGER: \_\_\_\_\_

REVISIONS	
DESCRIPTION	BY/DATE
1	
2	
3	
4	
5	
6	

FILENAME: YPSI-5.DWG  
DWG NO. ES030.5

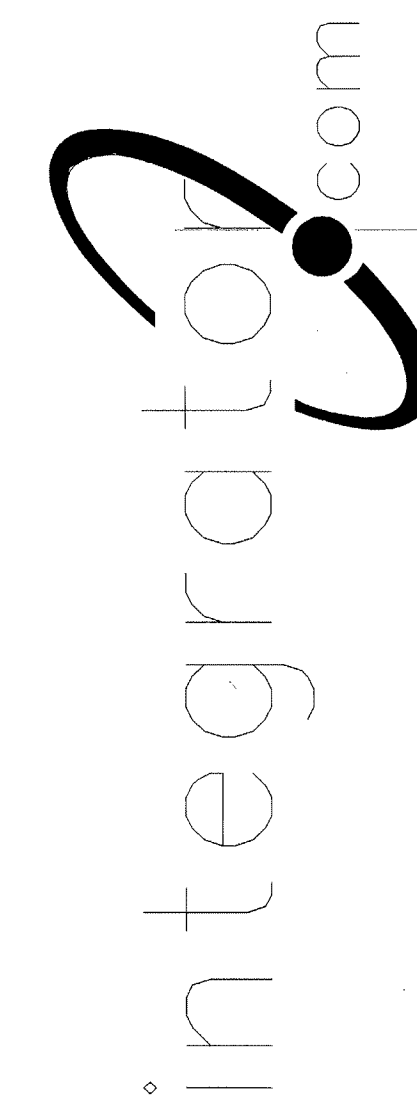
RECEIVED / DRAWING FOR CURRENT ONLY  
AUG 17 2001  
BY 212-1700-0  
WALLACE ADRIAN



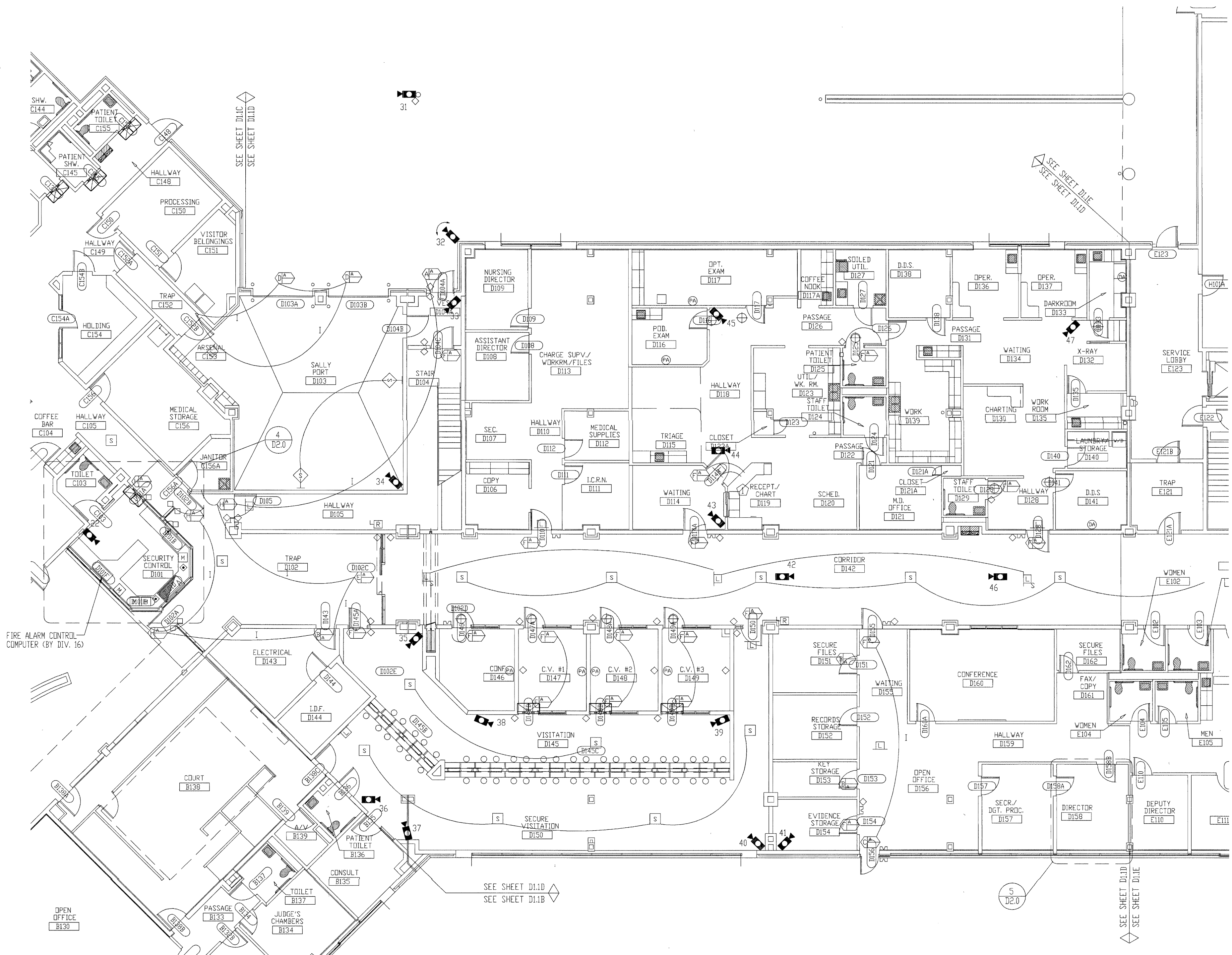
the property of integrator.com and shall not be transmitted, copied, or used for purposes other than that for which it was intended.

8001 East 196th Street  
Noblesville, Indiana 46060

Phone: (317) 776-3500 Fax: (317) 776-3510  
www.integrator.com



© COPYRIGHT 2001, integrator.com, Inc.



SYMBOL	DESCRIPTION	BY	WIRING REQUIREMENTS	BACK BOX REQUIREMENTS
(A)	120 SERIES ELECTRO-MECHANICAL LOCK	DIV 11	LOCK (4) #14 THWN SPS/SS (2) #18 THWN	LFAD_0006_018 FRAME MOUNTED
(B)	MONITORED ONLY DOOR	DIV 8	LOCK (4) #14 THWN SPS/SS (2) #18 THWN	LOCK_0001_010 FRAME MOUNTED
(C)	ELECTRO-MAGNETIC LOCK (2" JAMB)	DIV 8	LOCK (4) #14 THWN SPS/SS (2) #18 THWN	LLNT_0001_098 FRAME MOUNTED
(D)	OVERHEAD DOOR OPERATOR	DIV 8	LOCK (4) #14 THWN SPS/SS (2) #18 THWN	LOCK_0002_038 4" SQUARE SURFACE
(E)	ELECTRO-MECHANICAL SLIDER OPERATOR	DIV 8	LOCK (4) #14 THWN SPS/SS (2) #18 THWN	LFAD_0001_01A FRAME MOUNTED
(F)	2" JAMB MOUNTED MOTOR LOCK	DIV 8	LOCK (4) #14 THWN SPS/SS (2) #18 THWN	LFAD_0010_018 FRAME MOUNTED
(G)	SLIDING VEHICLE GATE OPERATOR	DIV 8	LOCK (4) #14 THWN SPS/SS (2) #18 THWN	NO LOCK INF0 (PRELIMINARY) PAD MOUNTED
(H)	120 SERIES MOTOR LOCK (7" JAMB)	DIV 8	LOCK (4) #14 THWN SPS/SS (2) #18 THWN	LFAD_0009_01A FRAME MOUNTED
(I)	AUTOMATIC OPERATOR	DIV 8	LOCK (4) #14 THWN SPS/SS (2) #18 THWN	LVIN_0003_02B REFER TO MANUFACTURER
(J)	ELECTRICALLY OPERATED MORTISE LOCK	DIV 8	LOCK (4) #14 THWN SPS/SS (2) #18 THWN	LSCH_0001_018 FRAME MOUNTED
(K)	DOOR RELEASE PUSHBUTTON SWITCH	IDC	(1) WP 224	SINGLE GANG
(L)	DURESS ALARM PUSHBUTTON	IDC	(1) WP 224	SINGLE GANG
(M)	PANIC ALARM PUSHBUTTON	IDC	(1) WP 224	SINGLE GANG
(N)	CLOSED CIRCUIT TELEVISION CAMERA	IDC	INTERIOR (1) WP 815, (1) WP 224 EXTERIOR (1) WP 815, (1) WP 227	REFER TO SHEET D30
(O)	PAN/TILT/ZOOM CLOSED CIRCUIT TELEVISION CAMERA	IDC	INTERIOR (1) WP 815, (1) WP 224, (1) WP 360 EXTERIOR (1) WP 815, (1) WP 227, (1) WP 360 EXT FOLE (1) WP 92359, (1) LOCAL 120VAC	REFER TO SHEET D30
(P)	FUTURE CAMERA	N/A	N/A	SINGLE GANG
(Q)	CLOSED CIRCUIT TELEVISION CONTROLLER LOCATION	IDC	(1) WP 54568, (1) LOCAL 120VAC RECEPT, (ROOM D101 UPS RECEPT)	SINGLE GANG
(R)	INTERCOM WALL STATION	IDC	(1) WP 359	DOUBLE GANG 3 1/2" DEEP
(S)	INTERCOM MASTER STATION	IDC	(1) WP 441	SINGLE GANG
(T)	CEILING SPEAKER	IDC	(1) WP 293 PER ZONE	ATLAS SOUNDOLIER 193-8-6 BY IDC
(U)	WALL MOUNTED SPEAKER	IDC	(1) WP 293 PER ZONE	ATLAS SOUNDOLIER 193-8-6 BY IDC
(V)	VISITATION BOOTH INTERCOM STATION	IDC	(1) WP 293 PER PAIR	DOUBLE GANG 3 1/2" DEEP
(W)	TOUCH SCREEN CONTROL STATION	IDC	(1) WP 54568, (2) LOCAL 120VAC RECEPT, (ROOM D101 UPS RECEPT)	SINGLE GANG
(X)	CCTV MONITOR LOCATION	IDC	(1) WP 815, (1) LOCAL 120VAC RECEPT, (ROOM D101 UPS RECEPT)	SINGLE GANG
(Y)	TALK-THRU COMMUNICATOR	IDC	????	????
(Z)	PROXIMITY CARD READER	IDC	(1) WP 54568, (1) WP 224	SINGLE GANG
(AA)	DURESS LOCATOR	IDC	(1) WP 224	DOUBLE GANG 3 1/2" DEEP
(AB)	DURESS RECEIVER	IDC	(1) WP 440, (1) LOCAL 120VAC RECEPT	SINGLE GANG ABOVE CEILING
(AC)	SLAVE DURESS LOCATOR	IDC	(1) WP 234 TO DURESS LOCATOR OR NEXT SLAVE	DOUBLE GANG 3 1/2" DEEP
(AD)	DURESS LAMP	IDC	(1) WP 224	DOUBLE GANG 3 1/2" DEEP
(AE)	INFORMER, GATEKEEPER COMPUTER	IDC	(1) WP 54568, (1) BELDEN 9463, (3) LOCAL 120VAC RECEPT	SINGLE GANG
(AF)	ACCESS COMPUTER	IDC	(1) WP 54568, (1) WP 440, (2) LOCAL 120VAC RECEPT	SINGLE GANG
(AG)	DURESS, DVRS COMPUTER	IDC	(1) WP 54568, (1) BELDEN 9463, (1) LOCAL 120VAC RECEPT, (1) LOCAL 120VAC UPS RECEPT	SINGLE GANG
(AH)	VIDEO MOTION DETECTION COMPUTER	IDC	(1) WP 54568, (1) BELDEN 9463, (1) LOCAL 120VAC RECEPT, (1) LOCAL 120VAC UPS RECEPT	PEDESTAL BY IDC
(AI)	EMERGENCY CALL	IDC	(1) WP A0224, (1) WP A0244, (1) LOCAL 120VAC	BY EC
(AJ)	PHOTO CELL	EC	(1) WP 224, (1) LOCAL POWER	BY EC
(AK)	STUN FENCE INTERFACE	IDC	(1) WP 92359, (1) LOCAL 120VAC	ENCLOSURE BY STUN FENCE PROVIDER

\*\*NOTE ALL SECURITY EQUIPMENT IN ROOM D101 TO HAVE UPS RECEPTACLE

NOTES:  
1. ALL DEVICES ON THIS FLOOR PLAN HOME RUN TO SEC1.

TITLE: FLOOR PLAN

JOB #: \_\_\_\_\_ DATE: \_\_\_\_\_

DESIGN: \_\_\_\_\_

SOFTWARE: \_\_\_\_\_

PROJECT MANAGER: \_\_\_\_\_

REVISIONS	
DESCRIPTION	BY/DATE
1	
2	
3	
4	
5	
6	


FILENAME: YPSI030-6.DWG  
DWG NO. ES030.6

ISSUED FOR REFERENCE ONLY  
AUG 17 2001  
BY 212-1700-0  
WALBRIDGE ALDRIDGE



the property of integrator.com and shall not be transmitted, copied, or used for purposes other than that for which it was intended.

8001 East 196th Street  
Noblesville, Indiana 46060  
Phone: (317) 776-3500 Fax: (317) 776-3510  
www.integrator.com

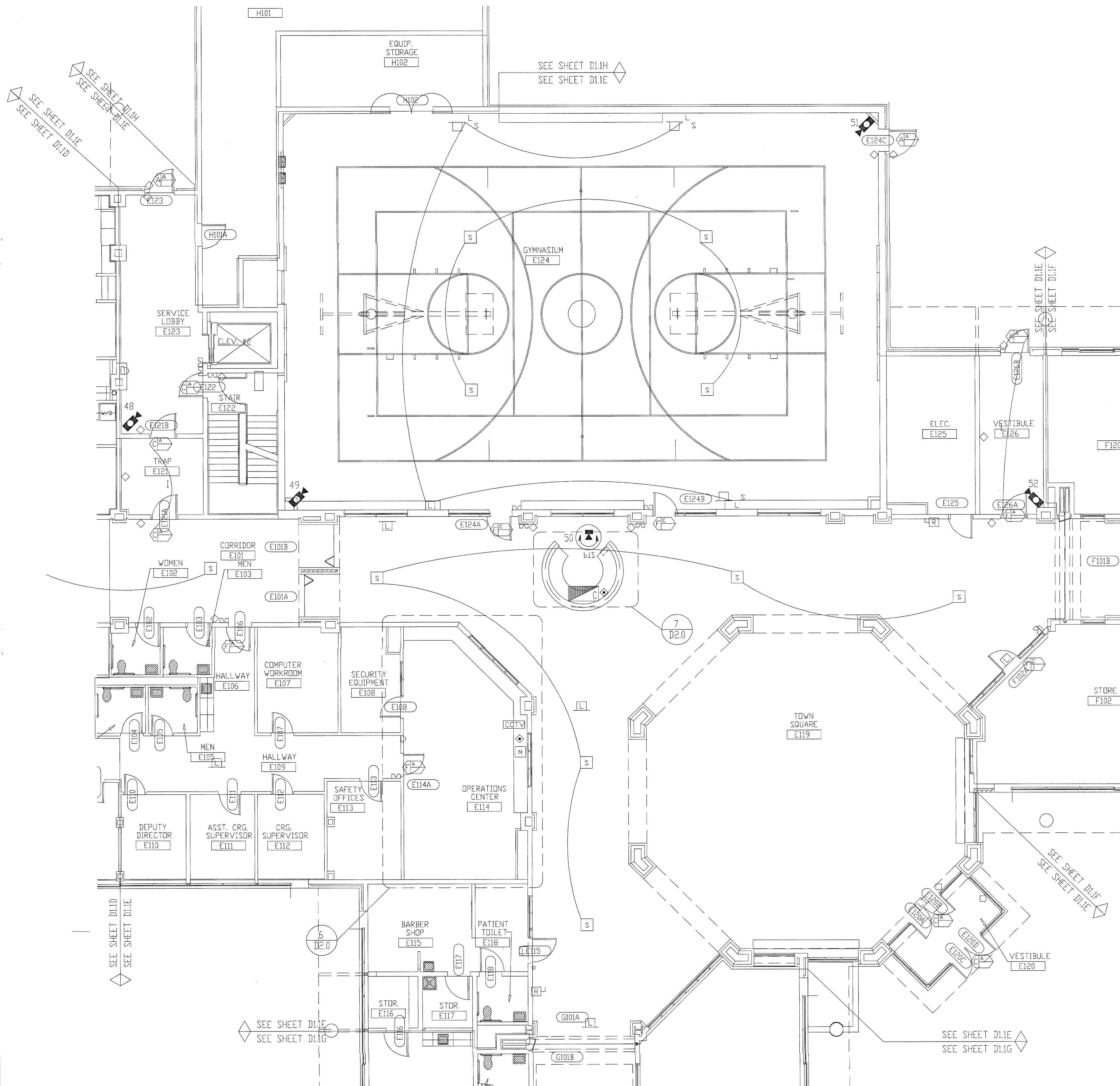


© COPYRIGHT 2001, integrator.com, Inc.

SYMBOL	DESCRIPTION	BY	WIRING REQUIREMENTS	BACK BOX REQUIREMENTS
(A)	120 SERIES ELECTRO-MECHANICAL LOCK	DIV 11	LOCK (C) #14 THHN RPS/SS (C) #18 THHN	LFAD_0006_01B FRAME MOUNTED
(B)	MONITORED ONLY DOOR	DIV 8	LOCK N/A RPS/SS (C) #14 THHN	LOCK_0001_01D FRAME MOUNTED
(C)	ELECTRO-MAGNETIC LOCK (2" JAMB)	DIV 8	LOCK (C) #14 THHN RPS/SS (C) #18 THHN	LLNT_0001_09B FRAME MOUNTED
(D)	OVERHEAD DOOR OPERATOR	DIV 8	LOCK (C) #14 THHN RPS/SS (C) #18 THHN	LOCK_0002_03B 4" SQUARE SURFACE
(E)	ELECTRO-MECHANICAL SLIDER OPERATOR	DIV 8	LOCK (C) #14 THHN RPS/SS (C) #18 THHN	LFAD_0011_01A FRAME MOUNTED
(F)	2" JAMB MOUNTED MOTOR LOCK	DIV 8	LOCK (C) #14 THHN RPS/SS (C) #18 THHN	LFAD_0010_01B FRAME MOUNTED
(G)	SLIDING VEHICLE GATE OPERATOR	DIV 8	LOCK (C) #14 THHN RPS/SS (C) #18 THHN	NO LOCK INFO (PRELIMINARY) PAD MOUNTED
(H)	120 SERIES MOTOR LOCK (7" JAMB)	DIV 8	LOCK (C) #14 THHN RPS/SS (C) #18 THHN	LFAD_0009_01A FRAME MOUNTED
(I)	AUTOMATIC OPERATOR	DIV 8	LOCK (C) #14 THHN RPS/SS (C) #18 THHN	LVDM_0003_02B REFER TO MANUFACTURER
(J)	ELECTRICALLY OPERATED MORTISE LOCK	DIV 8	LOCK (C) #14 THHN RPS/SS (C) #18 THHN	LSC4_0001_01B FRAME MOUNTED
(K)	DOOR RELEASE PUSHBUTTON SWITCH	IDC	(1) WP 224	SINGLE GANG
(L)	DURESS ALARM PUSHBUTTON	IDC	(1) WP 224	SINGLE GANG
(M)	PANIC ALARM PUSHBUTTON	IDC	(1) WP 224	SINGLE GANG
(N)	CLOSED CIRCUIT TELEVISION CAMERA	IDC	INTERIOR (1) WP 815 (1) WP 224 EXTERIOR (1) WP 815 (1) WP 227	REFER TO SHEET D30
(O)	PAN/TILT/ZOOM CLOSED CIRCUIT TELEVISION CAMERA	IDC	INTERIOR (1) WP 815 (1) WP 224 (1) WP 227 EXTERIOR (1) WP 815 (1) WP 227 (1) WP 227 EXT POLE (1) WP 92359 (1) LOCAL 120VAC	REFER TO SHEET D30
(P)	FUTURE CAMERA	N/A	N/A	SINGLE GANG
(Q)	CLOSED CIRCUIT TELEVISION CONTROLLER LOCATION	IDC	(1) WP 54568, (1) LOCAL 120VAC RECEPT, (ROOM D101 UPS RECEPT)	SINGLE GANG
(R)	INTERCOM WALL STATION	IDC	(1) WP 259	DOUBLE GANG 3 1/2" DEEP
(S)	INTERCOM MASTER STATION	IDC	(1) WP 441	SINGLE GANG
(T)	CEILING SPEAKER	IDC	(1) WP 293 PER ZONE	ATLAS SOUNDILIER 193-8-6 BY IDC
(U)	WALL MOUNTED SPEAKER	IDC	(1) WP 293 PER ZONE	ATLAS SOUNDILIER 193-8-6 BY IDC
(V)	VISITATION BOOTH INTERCOM STATION	IDC	(1) WP 293 PER PAIR	DOUBLE GANG 3 1/2" DEEP
(W)	TOUCH SCREEN CONTROL STATION	IDC	(1) WP 54568, (2) LOCAL 120VAC RECEPT, (ROOM D101 UPS RECEPT)	SINGLE GANG
(X)	CCTV MONITOR LOCATION	IDC	(1) WP 815, (1) LOCAL 120VAC RECEPT, (ROOM D101 UPS RECEPT)	SINGLE GANG
(Y)	TALK-THRU COMMUNICATOR	IDC	????	????
(Z)	PROXIMITY CARD READER	IDC	(1) WP 54568, (1) WP 224	SINGLE GANG
(AA)	DURESS LOCATOR	IDC	(1) WP 224	DOUBLE GANG 3 1/2" DEEP
(AB)	DURESS RECEIVER	IDC	(1) WP 440, (1) LOCAL 120VAC RECEPT	SINGLE GANG ABOVE CEILING
(AC)	SLAVE DURESS LOCATOR	IDC	(1) WP 234 TO DURESS LOCATOR OR NEXT SLAVE	DOUBLE GANG 3 1/2" DEEP
(AD)	DURESS LAMP	IDC	(1) WP 224	DOUBLE GANG 3 1/2" DEEP
(AE)	INFORMER, GATEKEEPER COMPUTER	IDC	(1) WP 54568, (1) BELDEN 9463, (1) LOCAL 120VAC RECEPT	SINGLE GANG
(AF)	ACCESS COMPUTER	IDC	(1) WP 54568, (1) WP 440, (1) LOCAL 120VAC RECEPT	SINGLE GANG
(AG)	VIDEO MOTION DETECTION COMPUTER	IDC	(1) WP 54568, (1) BELDEN 9463, (1) LOCAL 120VAC RECEPT, (1) LOCAL 120VAC UPS RECEPT	SINGLE GANG
(AH)	EMERGENCY CALL	IDC	(1) WP A02824, (1) LOCAL 120VAC	PEDESTAL BY IDC
(AI)	PHOTO CELL	EC	(1) WP 224, (1) LOCAL POWER	BY EC
(AJ)	STUN FENCE INTERFACE	IDC	(1) WP 92359, (1) LOCAL 120VAC	ENCLOSURE BY STUN FENCE PROVIDER

\*\*NOTE ALL SECURITY EQUIPMENT IN ROOM D101 TO HAVE UPS RECEPTACLE

NOTES:  
1. ALL DEVICES ON THIS PAGE HOME RUN TO SEC1.



TITLE: FLOOR PLAN

JOB #: \_\_\_\_\_ DATE: \_\_\_\_\_

DESIGN: \_\_\_\_\_

SOFTWARE: \_\_\_\_\_

PROJECT MANAGER: \_\_\_\_\_

REVISIONS	
DESCRIPTION	BY DATE
1	
2	
3	
4	
5	
6	

FILENAME: YPSI030-7.DWG  
DWG NO. ES030.7


FIRST FLOOR PLAN AREA "E"

REVISIONS / COMMENTS FOR CUSTOMER ONLY  
AUG 17 2001  
BY 212-20000  
WILLERD REVISIONS

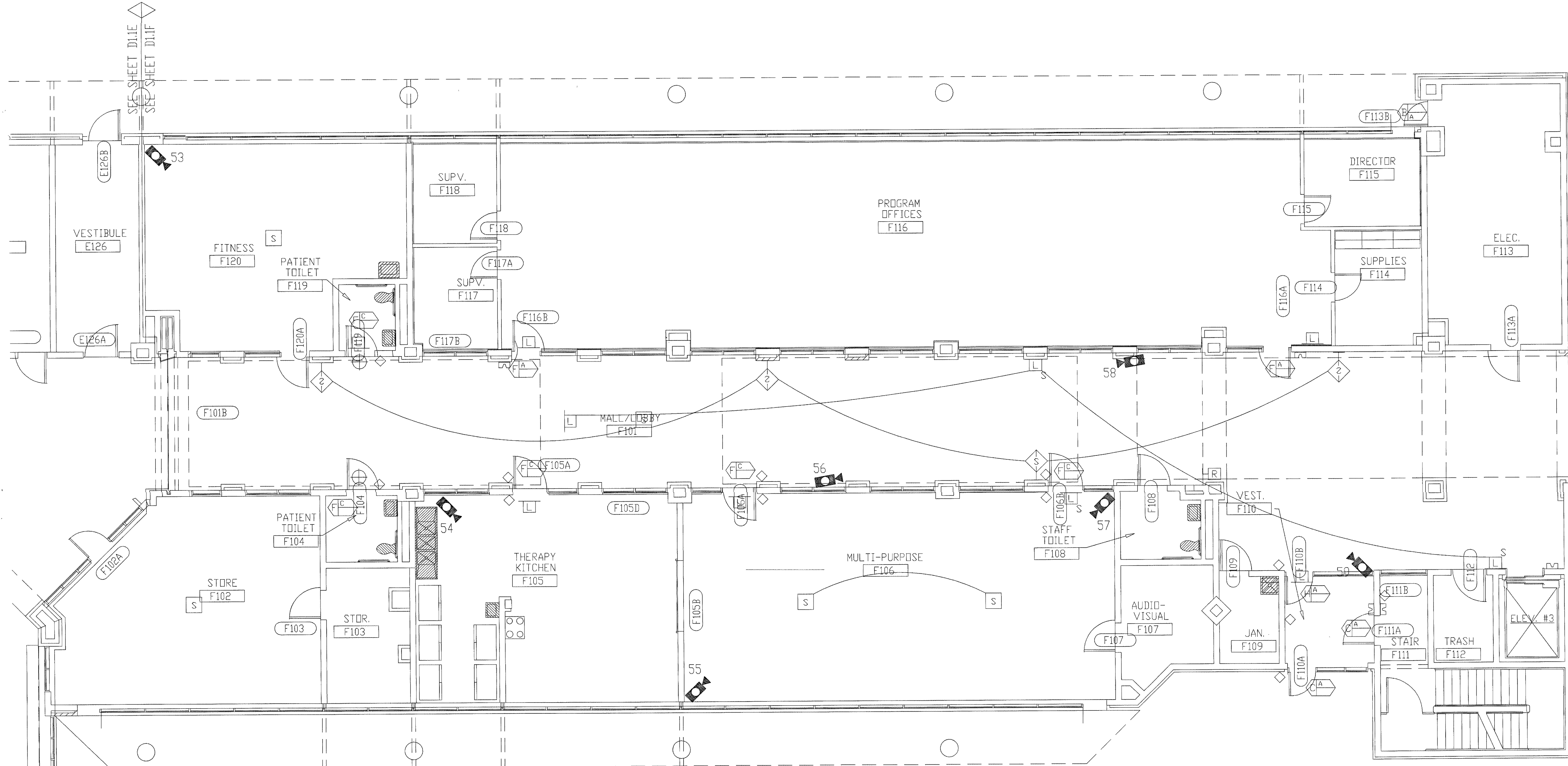


the property of integrator.com and shall not be transmitted, copied, or used for purposes other than that for which it was intended.

8001 East 196th Street  
Noblesville, Indiana 46060  
Phone: (317) 776-3500 Fax: (317) 776-3510  
www.integrator.com



© COPYRIGHT 2001. integrator.com, Inc.



SYMBOL	DESCRIPTION	BY	WIRING REQUIREMENTS	BACK BOX REQUIREMENTS
[Symbol]	120 SERIES ELECTRO-MECHANICAL LOCK	DIV 11	LOCK (3) #14 THHN BPS/LSS (3) #18 THHN	LFAD_0006_01B FRAME MOUNTED
[Symbol]	MONITORED ONLY DOOR	DIV 8	LOCK (1) #14 THHN	LOCK_0001_01D FRAME MOUNTED
[Symbol]	ELECTRO-MAGNETIC LOCK (2' JAMB)	DIV 8	LOCK (3) #14 THHN BPS/LSS (3) #18 THHN	LLNT_0001_09B FRAME MOUNTED
[Symbol]	OVERHEAD DOOR OPERATOR	DIV 8	LOCK (3) #14 THHN BPS/LSS (3) #18 THHN	LOCK_0002_03B 4" SQUARE SURFACE
[Symbol]	ELECTRO-MECHANICAL SLIDER OPERATOR	DIV 8	LOCK (3) #14 THHN BPS/LSS (3) #18 THHN	LFAD_0011_01A FRAME MOUNTED
[Symbol]	2" JAMB MOUNTED MOTOR LOCK	DIV 8	LOCK (4) #14 THHN BPS/LSS (3) #18 THHN	LFAD_0010_01B FRAME MOUNTED
[Symbol]	SLIDING VEHICLE GATE OPERATOR	DIV 8	LOCK (3) #14 THHN BPS/LSS (3) #18 THHN	NO LOCK INFO (PRELIMINARY) PAD MOUNTED
[Symbol]	120 SERIES MOTOR LOCK (7' JAMB)	DIV 8	LOCK (4) #14 THHN BPS/LSS (3) #18 THHN	LFAD_0009_01A FRAME MOUNTED
[Symbol]	AUTOMATIC OPERATOR	DIV 8	LOCK (2) #14 THHN BPS/LSS (2) #18 THHN	LVON_0003_02B REFER TO MANUFACTURER
[Symbol]	ELECTRICALLY OPERATED MORTISE LOCK	DIV 8	LOCK (3) #14 THHN BPS/LSS (3) #18 THHN	LSC4_0001_01B FRAME MOUNTED
[Symbol]	DOOR RELEASE PUSHBUTTON SWITCH	IDC	(1) WP 224	SINGLE GANG
[Symbol]	DURESS ALARM PUSHBUTTON	IDC	(1) WP 224	SINGLE GANG
[Symbol]	PANIC ALARM PUSHBUTTON	IDC	(1) WP 224	SINGLE GANG
[Symbol]	CLOSED CIRCUIT TELEVISION CAMERA	IDC	INTERIOR: (1) WP 815, (1) WP 224 EXTERIOR: (1) WP 815, (1) WP 224	REFER TO SHEET D30
[Symbol]	PAN/TILT/ZOOM CLOSED CIRCUIT TELEVISION CAMERA	IDC	INTERIOR: (1) WP 815, (1) WP 224, (1) WP 360 EXTERIOR: (1) WP 815, (1) WP 224, (1) WP 360 EXTFOLE: (1) WP 92359, (1) LOCAL 120VAC	REFER TO SHEET D30
[Symbol]	FUTURE CAMERA	N/A	N/A	SINGLE GANG
[Symbol]	CLOSED CIRCUIT TELEVISION CONTROLLER LOCATION	IDC	(1) WP 54568, (1) LOCAL 120VAC RECEPT, (ROOM D101 UPS RECEPT)	SINGLE GANG
[Symbol]	INTERCOM WALL STATION	IDC	(1) WP 359	DOUBLE GANG 3 1/2" DEEP
[Symbol]	INTERCOM MASTER STATION	IDC	(1) WP 441	SINGLE GANG
[Symbol]	CEILING SPEAKER	IDC	(1) WP 293 PER ZONE	ATLAS SOUNDOLIER 193-B-6 BY IDC
[Symbol]	WALL MOUNTED SPEAKER	IDC	(1) WP 293 PER ZONE	ATLAS SOUNDOLIER 193-B-6 BY IDC
[Symbol]	VISITATION BOOTH INTERCOM STATION	IDC	(1) WP 293 PER PAIR	DOUBLE GANG 3 1/2" DEEP
[Symbol]	TOUCH SCREEN CONTROL STATION	IDC	(1) WP 54568, (2) LOCAL 120VAC RECEPT, (ROOM D101 UPS RECEPT)	SINGLE GANG
[Symbol]	CCTV MONITOR LOCATION	IDC	(1) WP 815, (1) LOCAL 120VAC RECEPT, (ROOM D101 UPS RECEPT)	SINGLE GANG
[Symbol]	TALK-THRU COMMUNICATOR	IDC	????	????
[Symbol]	PROXIMITY CARD READER	IDC	(1) WP 54568, (1) WP 224	SINGLE GANG
[Symbol]	DURESS LOCATOR	IDC	(1) WP 224	DOUBLE GANG 3 1/2" DEEP
[Symbol]	DURESS RECEIVER	IDC	(1) WP 440, (1) LOCAL 120VAC RECEPT	SINGLE GANG ABOVE CEILING
[Symbol]	SLAVE DURESS LOCATOR	IDC	(1) WP 234 TO DURESS LOCATOR OR NEXT SLAVE	DOUBLE GANG 3 1/2" DEEP
[Symbol]	DURESS LAMP	IDC	(1) WP 224	DOUBLE GANG 3 1/2" DEEP
[Symbol]	INFORMER, GATEKEEPER COMPUTER	IDC	(1) WP 54568, (1) BELDEN 9463, (3) LOCAL 120VAC RECEPT	SINGLE GANG
[Symbol]	ACCESS COMPUTER	IDC	(1) WP 54568, (1) WP 440, (2) LOCAL 120VAC RECEPT	SINGLE GANG
[Symbol]	DURESS, DVRS COMPUTER	IDC	(1) WP 54568, (1) BELDEN 9463, (1) LOCAL 120VAC RECEPT, (1) LOCAL 120VAC UPS RECEPT	SINGLE GANG
[Symbol]	VIDEO MOTION DETECTION COMPUTER	IDC	(1) WP 40224, (1) WP A03244, (1) LOCAL 120VAC	PEDESTAL BY IDC
[Symbol]	EMERGENCY CALL	EC	(1) WP 224, (1) LOCAL POWER	BY EC
[Symbol]	PHOTO CELL	EC	(1) WP 224, (1) LOCAL POWER	BY EC
[Symbol]	STUN FENCE INTERFACE	IDC	(1) WP 92359, (1) LOCAL 120VAC	ENCLOSURE BY STUN FENCE PROVIDER

\*\*NOTE ALL SECURITY EQUIPMENT IN ROOM D101 TO HAVE UPS RECEPTACLE

NOTES:  
1. ALL DEVICES ON THIS FLOOR PLAN HOME RUN TO SEC1.

REVISIONS FOR COMMENT ONLY  
AUG 17 2001  
BY 212-1700-0  
WALBRIDGE ALDRINGER

TITLE: FLOOR PLAN

JOB #: \_\_\_\_\_ DATE: \_\_\_\_\_

DESIGN: \_\_\_\_\_

SOFTWARE: \_\_\_\_\_

PROJECT MANAGER: \_\_\_\_\_

REVISIONS

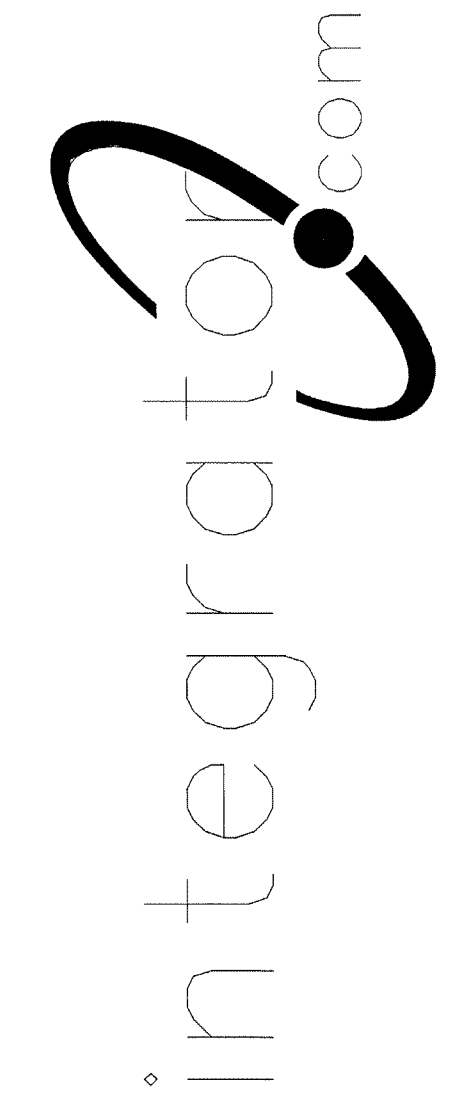
DESCRIPTION	BY	DATE
1		
2		
3		
4		
5		
6		

FILENAME: YPSIO30-8.DWG  
DWG NO. ES030.8

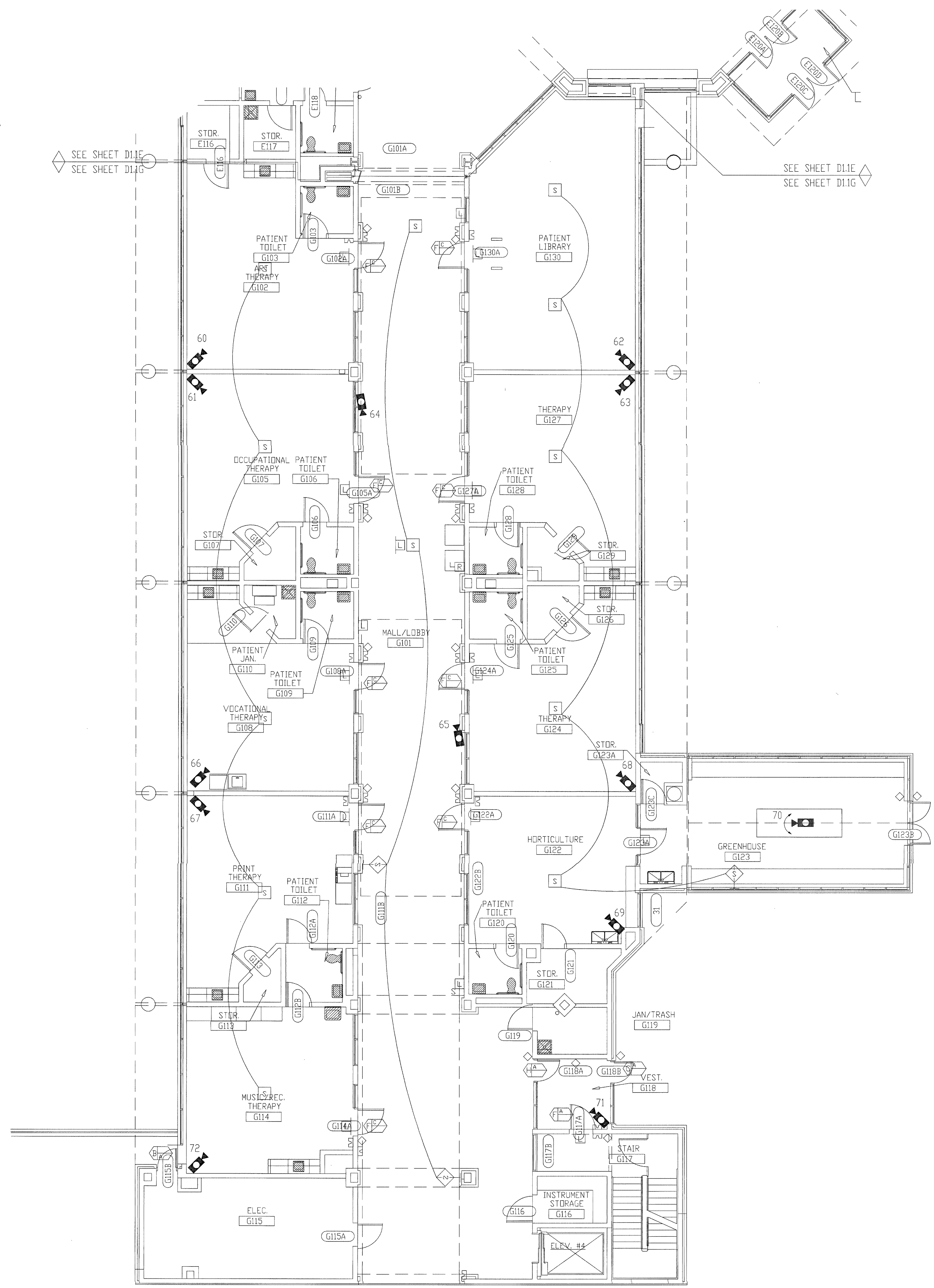


The information hereon is the property of integrator.com and shall not be transmitted, copied, or used for purposes other than that for which it was intended.

8001 East 196th Street  
Noblesville, Indiana 46060  
Phone: (317) 776-3500 Fax: (317) 776-3510  
www.integrator.com



© COPYRIGHT 2001, integrator.com, Inc.



SYMBOL	DESCRIPTION	BY	WIRING REQUIREMENTS	BACK BOX REQUIREMENTS	
(A)	120 SERIES ELECTRO-MECHANICAL LOCK.	DIV 11	LOCK (3) #14 THHN DPS/LSS (3) #18 THHN	LFAD_0006_01B	FRAME MOUNTED
(B)	MONITORED ONLY DOOR.	DIV 8	LOCK N/A DPS/LSS (2) #14 THHN	LOCK_0001_01D	FRAME MOUNTED
(C)	ELECTRO-MAGNETIC LOCK (2" JAMB)	DIV 8	LOCK (3) #14 THHN DPS/LSS (3) #18 THHN	LLNT_0001_09B	FRAME MOUNTED
(D)	OVERHEAD DOOR OPERATOR.	DIV 8	LOCK (6) #14 THHN DPS/LSS (2) #18 THHN	LOCK_0002_03B	4" SQUARE SURFACE
(E)	ELECTRO-MECHANICAL SLIDER OPERATOR.	DIV 8	LOCK (4) #14 THHN DPS/LSS (2) #18 THHN	LFAD_0011_01A	FRAME MOUNTED
(F)	2" JAMB MOUNTED MOTOR LOCK	DIV 8	LOCK (4) #14 THHN DPS/LSS (3) #18 THHN	LFAD_0010_01B	FRAME MOUNTED
(G)	SLIDING VEHICLE GATE OPERATOR.	DIV 8	LOCK (6) #12 THWN DPS/LSS (2) #14 THWN	ND LOCK INFO (PRELIMINARY)	PAD MOUNTED
(H)	120 SERIES MOTOR LOCK. (7" JAMB)	DIV 8	LOCK (4) #14 THHN DPS/LSS (3) #18 THHN	LFAD_0009_01A	FRAME MOUNTED
(I)	AUTOMATIC OPERATOR	DIV 8	LOCK (2) #14 THHN DPS/LSS (2) #18 THHN	LVDN_0003_02B	REFER TO MANUFACTURER
(J)	ELECTRICALLY OPERATED MORTISE LOCK.	DIV 8	LOCK (3) #14 THHN DPS/LSS (3) #18 THHN	LSCH_0001_01B	FRAME MOUNTED
(K)	DOOR RELEASE PUSHBUTTON SWITCH.	IDC	(1) WP 224		SINGLE GANG
(L)	DURESS ALARM PUSHBUTTON.	IDC	(1) WP 224		SINGLE GANG
(M)	PANIC ALARM PUSHBUTTON.	IDC	(1) WP 224		SINGLE GANG
(N)	CLOSED CIRCUIT TELEVISION CAMERA.	IDC	INTERIOR (1) WP 815, (1) WP 224 EXTERIOR (1) WP 815, (1) WP 227		REFER TO SHEET D3.0
(O)	PAN/TILT/ZOOM CLOSED CIRCUIT TELEVISION CAMERA.	IDC	INTERIOR (1) WP 815, (1) WP 224, (1) WP 360 EXTERIOR (1) WP 815, (1) WP 227, (1) WP 360 EXT POLE (1) WP 92359, (1) LOCAL 120VAC		REFER TO SHEET D3.0
(P)	FUTURE CAMERA.	N/A	N/A		SINGLE GANG
(Q)	CLOSED CIRCUIT TELEVISION CONTROLLER LOCATION.	IDC	(1) WP 54568, (1) LOCAL 120VAC RECEPT, (ROOM D101 UPS RECEPT)		SINGLE GANG
(R)	INTERCOM WALL STATION.	IDC	(1) WP 359		DOUBLE GANG 3 1/2" DEEP
(S)	INTERCOM MASTER STATION.	IDC	(1) WP 441		SINGLE GANG
(T)	CEILING SPEAKER	IDC	(1) WP 293 PER ZONE		ATLAS SOUNDLIER 193-8-6 BY IDC
(U)	WALL MOUNTED SPEAKER.	IDC	(1) WP 293 PER ZONE		ATLAS SOUNDLIER 193-8-6 BY IDC
(V)	VISITATION BOOTH INTERCOM STATION.	IDC	(1) WP 293 PER PAIR		DOUBLE GANG 3 1/2" DEEP
(W)	TOUCH SCREEN CONTROL STATION.	IDC	(1) WP 54568, (2) LOCAL 120VAC RECEPT, (ROOM D101 UPS RECEPT)		SINGLE GANG
(X)	CCTV MONITOR LOCATION.	IDC	(1) WP 815, (1) LOCAL 120VAC RECEPT, (ROOM D101 UPS RECEPT)		SINGLE GANG
(Y)	TALK-THRU COMMUNICATOR	IDC	????		????
(Z)	PROXIMITY CARD READER.	IDC	(1) WP 54568, (1) WP 224		SINGLE GANG
(AA)	DURESS LOCATOR.	IDC	(1) WP 224		DOUBLE GANG 3 1/2" DEEP
(AB)	DURESS RECEIVER.	IDC	(1) WP 440, (1) LOCAL 120VAC RECEPT		SINGLE GANG ABOVE CEILING
(AC)	SLAVE DURESS LOCATOR.	IDC	(1) WP 234 TO DURESS LOCATOR OR NEXT SLAVE		DOUBLE GANG 3 1/2" DEEP
(AD)	DURESS LAMP.	IDC	(1) WP 224		DOUBLE GANG 3 1/2" DEEP
(AE)	INFORMER, GATEKEEPER COMPUTER	IDC	(1) WP 54568, (1) BELDEN 9463, (3) LOCAL 120VAC RECEPT		SINGLE GANG
(AF)	ACCESS COMPUTER	IDC	(1) WP 54568, (1) WP 440, (2) LOCAL 120VAC RECEPT		SINGLE GANG
(AG)	DURESS, DVRS COMPUTER	IDC	(1) WP 54568, (1) WP 440, (2) LOCAL 120VAC RECEPT		SINGLE GANG
(AH)	VIDE MOTION DETECTION COMPUTER	IDC	(1) WP 54568, (1) BELDEN 9463, (1) LOCAL 120VAC RECEPT, (1) LOCAL 120VAC UPS RECEPT		SINGLE GANG
(AI)	EMERGENCY CALL	IDC	(1) WP A0224, (1) WP A03244, (1) LOCAL 120VAC		PEDESTAL BY IDC
(AJ)	PHOTO CELL	EC	(1) WP 224, (1) LOCAL POWER		BY EC
(AK)	STUN FENCE INTERFACE	IDC	(1) WP 92359, (1) LOCAL 120VAC		ENCLOSURE BY STUN FENCE PROVIDER

\*\*\*NOTE ALL SECURITY EQUIPMENT IN ROOM D101 TO HAVE UPS RECEPTACLE

NOTES:  
1. ALL DEVICES ON THIS FLOOR PLAN HOME RUN TO SEC1.

REVISIONS / APPROVED FOR CONTACT ONLY  
AUG 17 2001  
BY 212-1700-0  
WALBRIDGE PLANNING

TITLE: FLOOR PLAN

JOB #: \_\_\_\_\_ DATE: \_\_\_\_\_

DESIGN: \_\_\_\_\_

SOFTWARE: \_\_\_\_\_

PROJECT MANAGER: \_\_\_\_\_


REVISIONS		BY	DATE
DESCRIPTION			
1			
2			
3			
4			
5			
6			

FILENAME: YPSI030-9.DWG  
DWG NO. ES030.9

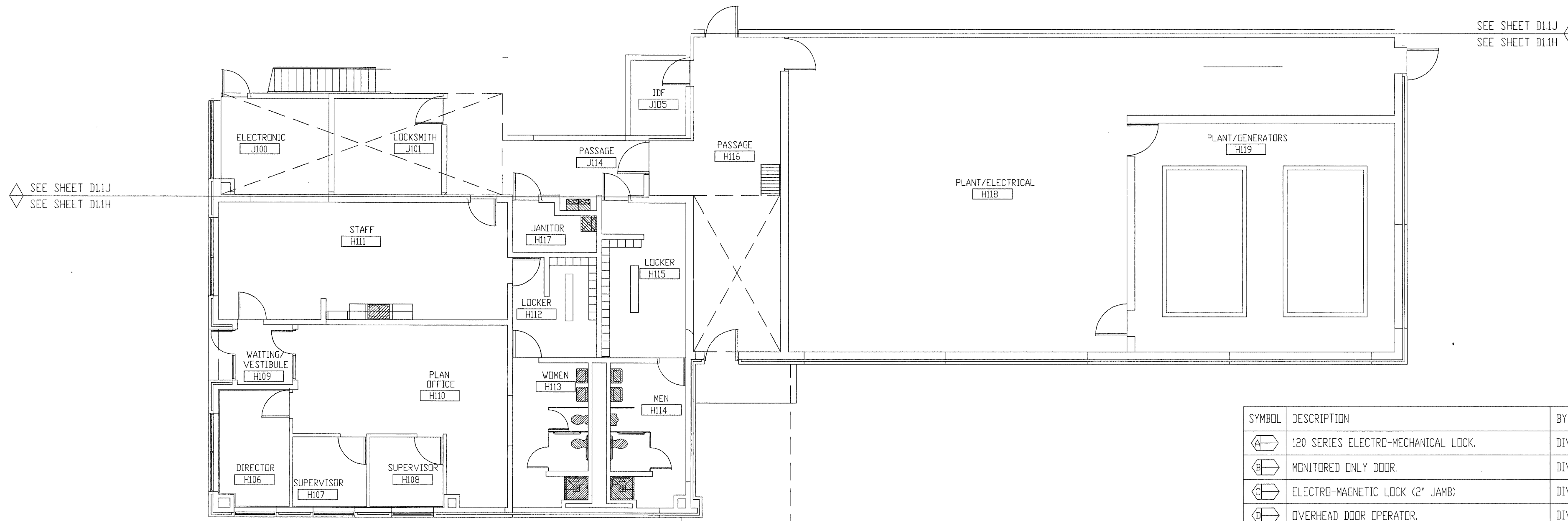


and shall not be transmitted, copied, or used for purposes other than that for which it was intended.

8001 East 196th Street  
Noblesville, Indiana 46060  
Phone: (317) 776-3500 Fax: (317) 776-3510  
www.integrator.com



© COPYRIGHT 2001, integrator.com, Inc.



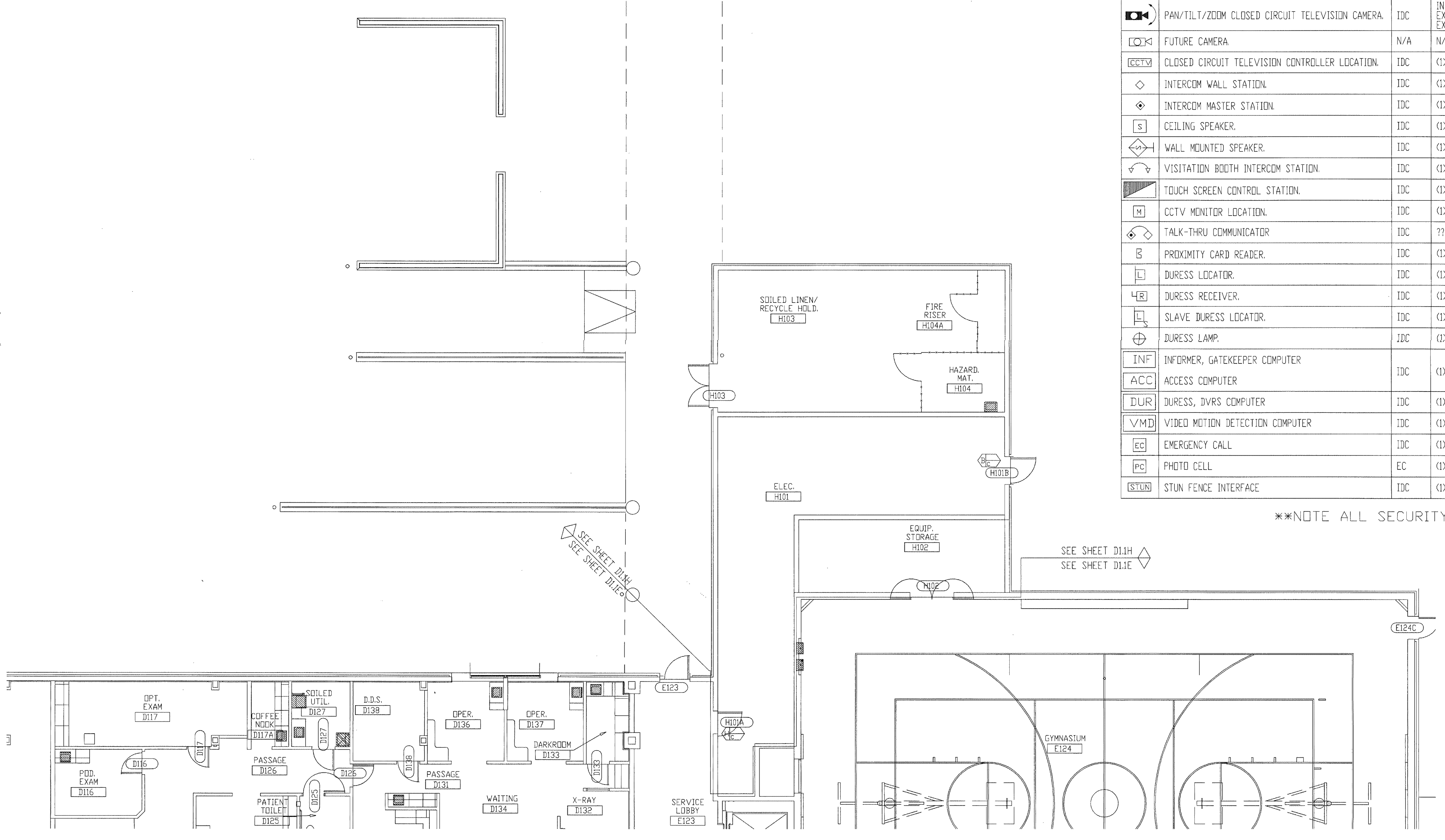
SEE SHEET D11J  
SEE SHEET D11H

SEE SHEET D11J  
SEE SHEET D11H

SYMBOL	DESCRIPTION	BY	WIRING REQUIREMENTS	BACK BOX REQUIREMENTS
(E)	120 SERIES ELECTRO-MECHANICAL LOCK	DIV 11	LOCK (3) #14 THHN DPS/LSS (3) #18 THHN	LFAD_0006_01B FRAME MOUNTED
(E)	MONITORED ONLY DOOR	DIV 8	LOCK N/A DPS/LSS (2) #14 THHN	LOCK_0001_01D FRAME MOUNTED
(E)	ELECTRO-MAGNETIC LOCK (2' JAMB)	DIV 8	LOCK (3) #14 THHN DPS/LSS (3) #18 THHN	LLNT_0001_09B FRAME MOUNTED
(E)	OVERHEAD DOOR OPERATOR	DIV 8	LOCK (6) #14 THHN DPS/LSS (2) #18 THHN	LOCK_0002_03B 4' SQUARE SURFACE
(E)	ELECTRO-MECHANICAL SLIDER OPERATOR	DIV 8	LOCK (4) #14 THHN DPS/LSS (2) #18 THHN	LFAD_0011_01A FRAME MOUNTED
(E)	2' JAMB MOUNTED MOTOR LOCK	DIV 8	LOCK (4) #14 THHN DPS/LSS (3) #18 THHN	LFAD_0010_01B FRAME MOUNTED
(E)	SLIDING VEHICLE GATE OPERATOR	DIV 8	LOCK (6) #12 THHN DPS/LSS (2) #14 THHN	ND LOCK INFO (PRELIMINARY) PAD MOUNTED
(E)	120 SERIES MOTOR LOCK (7' JAMB)	DIV 8	LOCK (4) #14 THHN DPS/LSS (3) #18 THHN	LFAD_0009_01A FRAME MOUNTED
(E)	AUTOMATIC OPERATOR	DIV 8	LOCK (2) #14 THHN DPS/LSS (2) #18 THHN	LVDN_0003_02B REFER TO MANUFACTURER
(E)	ELECTRICALLY OPERATED MORTISE LOCK	DIV 8	LOCK (3) #14 THHN DPS/LSS (3) #18 THHN	LSCH_0001_01B FRAME MOUNTED
(B)	DOOR RELEASE PUSHBUTTON	IDC	(1) WP 224	SINGLE GANG
(B)	DURESS ALARM PUSHBUTTON	IDC	(1) WP 224	SINGLE GANG
(B)	PANIC ALARM PUSHBUTTON	IDC	(1) WP 224	SINGLE GANG
(C)	CLOSED CIRCUIT TELEVISION CAMERA	IDC	INTERIOR (1) WP 815, (1) WP 224 EXTERIOR (1) WP 815, (1) WP 227	REFER TO SHEET D30
(C)	PAN/TILT/ZOOM CLOSED CIRCUIT TELEVISION CAMERA	IDC	INTERIOR (1) WP 815, (1) WP 224, (1) WP 360 EXTERIOR (1) WP 815, (1) WP 227, (1) WP 360 EXT POLE (1) WP 92359, (1) LOCAL 120VAC	REFER TO SHEET D30
(C)	FUTURE CAMERA	N/A	N/A	SINGLE GANG
(C)	CLOSED CIRCUIT TELEVISION CONTROLLER LOCATION	IDC	(1) WP 54568, (1) LOCAL 120VAC RECEPT, (ROOM D101 UPS RECEPT)	SINGLE GANG
(C)	INTERCOM WALL STATION	IDC	(1) WP 359	DOUBLE GANG 3 1/2" DEEP
(C)	INTERCOM MASTER STATION	IDC	(1) WP 441	SINGLE GANG
(S)	CEILING SPEAKER	IDC	(1) WP 293 PER ZONE	ATLAS SOUNDOLIER 193-8-6 BY IDC
(S)	WALL MOUNTED SPEAKER	IDC	(1) WP 293 PER ZONE	ATLAS SOUNDOLIER 193-8-6 BY IDC
(S)	VISITATION BOOTH INTERCOM STATION	IDC	(1) WP 293 PER PAIR	DOUBLE GANG 3 1/2" DEEP
(S)	TOUCH SCREEN CONTROL STATION	IDC	(1) WP 54568, (2) LOCAL 120VAC RECEPT, (ROOM D101 UPS RECEPT)	SINGLE GANG
(M)	CCTV MONITOR LOCATION	IDC	(1) WP 815, (1) LOCAL 120VAC RECEPT, (ROOM D101 UPS RECEPT)	SINGLE GANG
(C)	TALK-THRU COMMUNICATOR	IDC	????	????
(S)	PROXIMITY CARD READER	IDC	(1) WP 54568, (1) WP 224	SINGLE GANG
(L)	DURESS LOCATOR	IDC	(1) WP 224	DOUBLE GANG 3 1/2" DEEP
(R)	DURESS RECEIVER	IDC	(1) WP 440, (1) LOCAL 120VAC RECEPT	SINGLE GANG ABOVE CEILING
(L)	SLAVE DURESS LOCATOR	IDC	(1) WP 234 TO DURESS LOCATOR OR NEXT SLAVE	DOUBLE GANG 3 1/2" DEEP
(L)	DURESS LAMP	IDC	(1) WP 224	DOUBLE GANG 3 1/2" DEEP
(INF)	INFORMER, GATEKEEPER COMPUTER	IDC	(1) WP 54568, (1) BELDEN 9463, (3) LOCAL 120VAC RECEPT	SINGLE GANG
(ACC)	ACCESS COMPUTER	IDC	(1) WP 54568, (1) WP 440, (2) LOCAL 120VAC RECEPT	SINGLE GANG
(DUR)	DURESS, DVRS COMPUTER	IDC	(1) WP 54568, (1) BELDEN 9463, (1) LOCAL 120VAC RECEPT, (1) LOCAL 120VAC UPS RECEPT	SINGLE GANG
(VMD)	VIDEO MOTION DETECTION COMPUTER	IDC	(1) WP 54568, (1) BELDEN 9463, (1) LOCAL 120VAC RECEPT, (1) LOCAL 120VAC UPS RECEPT	SINGLE GANG
(EC)	EMERGENCY CALL	IDC	(1) WP A0224, (1) WP A03244, (1) LOCAL 120VAC	PEDESTAL BY IDC
(PC)	PHOTO CELL	EC	(1) WP 224, (1) LOCAL POWER	BY EC
(STUN)	STUN FENCE INTERFACE	IDC	(1) WP 92359, (1) LOCAL 120VAC	ENCLOSURE BY STUN FENCE PROVIDER

\*\*NOTE ALL SECURITY EQUIPMENT IN ROOM D101 TO HAVE UPS RECEPTACLE

NOTES:  
1. ALL DEVICES ON THIS FLOOR PLAN HOME RUN TO SEC1.



SEE SHEET D11J  
SEE SHEET D11E

SEE SHEET D11H  
SEE SHEET D11E

REVISIONS / COMMENTS FOR CLARITY ONLY  
AUG 17 2001  
BY 212-776-0000  
WALDRON

TITLE: FLOOR PLAN

JOB #: \_\_\_\_\_ DATE: \_\_\_\_\_

DESIGN: \_\_\_\_\_

SOFTWARE: \_\_\_\_\_

PROJECT MANAGER: \_\_\_\_\_

REVISIONS	DESCRIPTION	BY	DATE
1			
2			
3			
4			
5			
6			

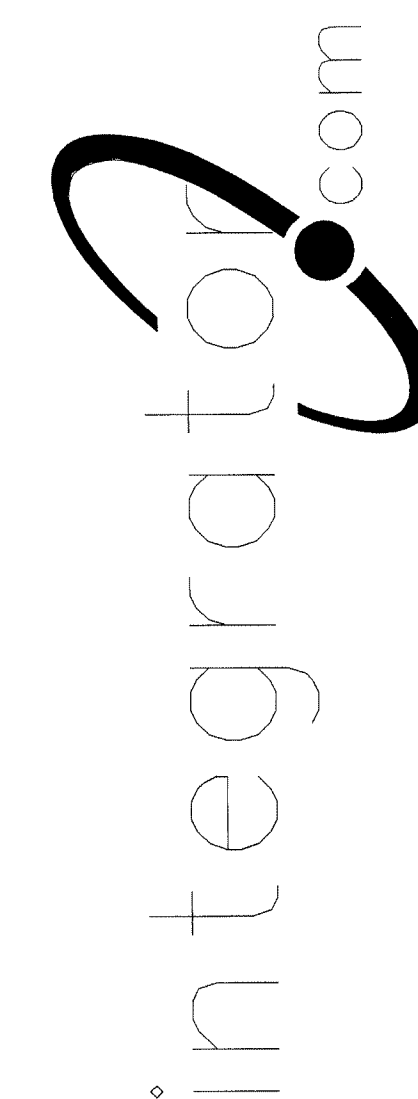
FILENAME: YPSI030-10.DWG  
DWG NO. ES030.10



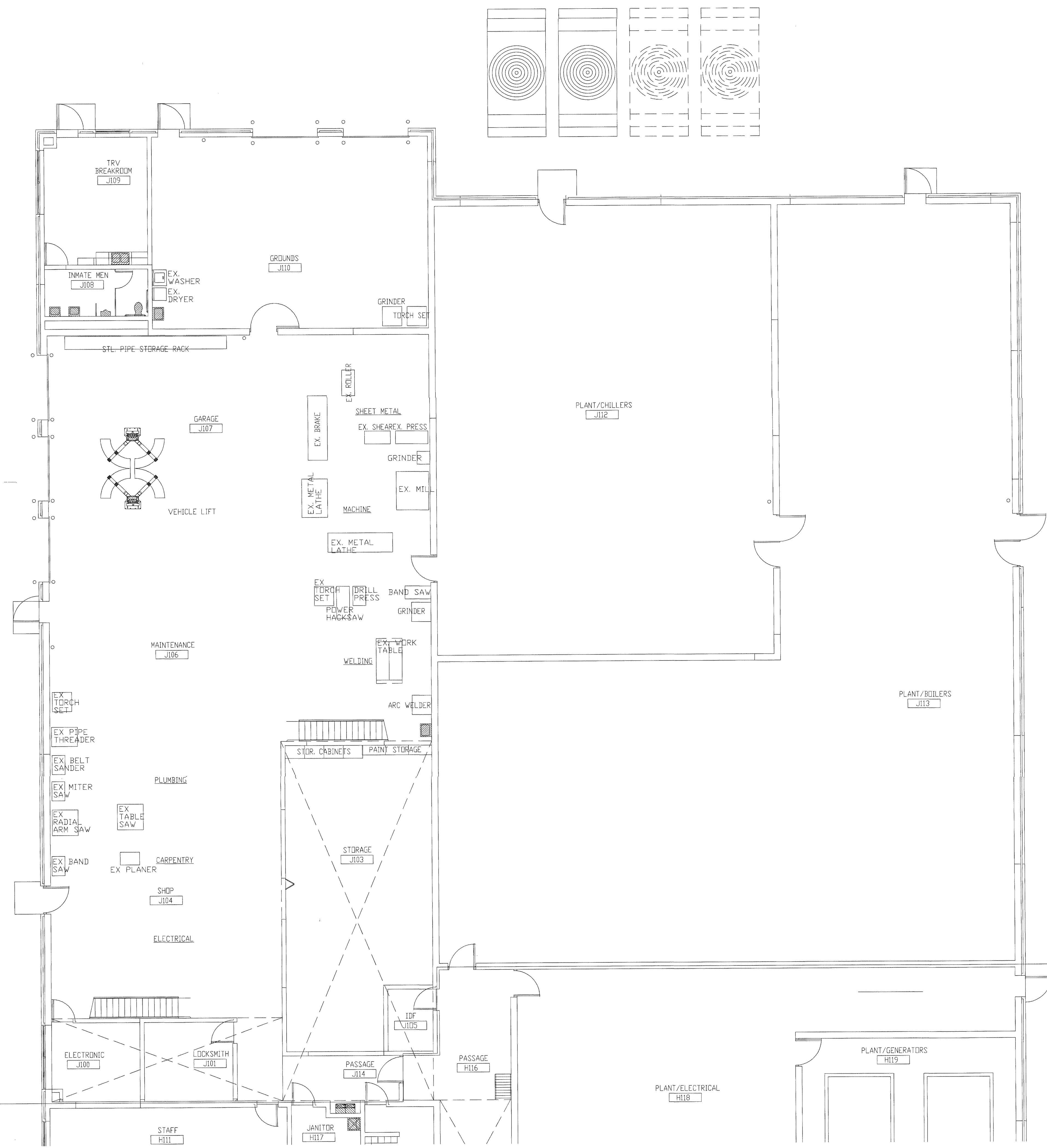
is the property of integrator.com and shall not be transmitted, copied, or used for purposes other than that for which it was intended.

8001 East 196th Street  
Noblesville, Indiana 46060

Phone: (317) 776-3500 Fax: (317) 776-3510  
www.integrator.com



© COPYRIGHT 2001. integrator.com, Inc.



NOTES:  
1. NO SECURITY DEVICES IN THIS AREA.

SEE SHEET D1.IJ  
SEE SHEET D1.IH

SEE SHEET D1.IJ  
SEE SHEET D1.IH


REVISION / APPROVAL  
FOR COMMENT ONLY  
AUG 17 2001  
BY 212-17000  
WALBRIDGE ALLENBER

TITLE	
FLOOR PLAN	
JOB #:	DATE:
DESIGN:	
SOFTWARE:	
PROJECT MANAGER:	
REVISIONS	
DESCRIPTION	BY / DATE
1	
2	
3	
4	
5	
6	
FILENAME:	YPSIO30-11.DWG
DWG NO.	ES030.11

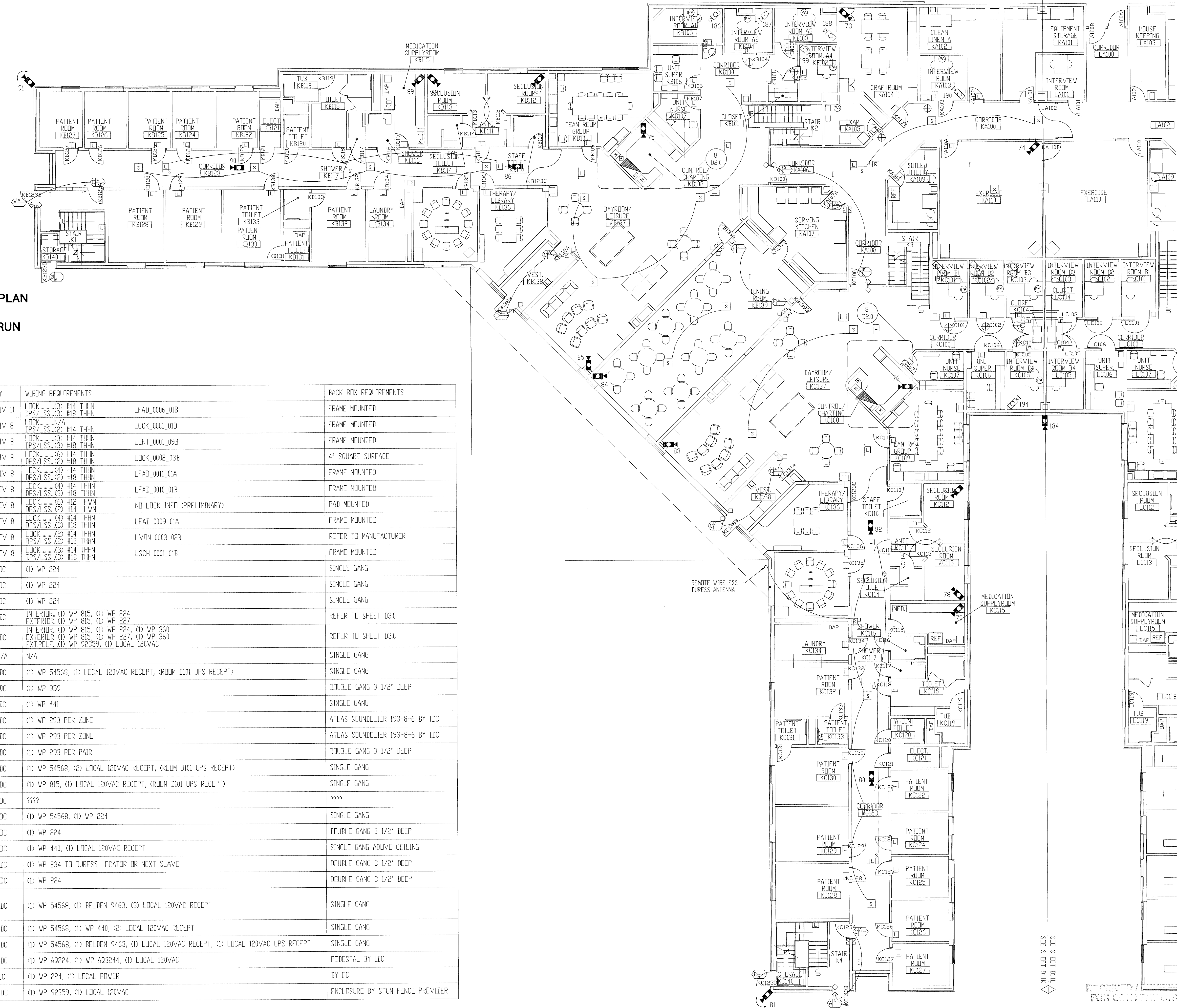


and shall not be transmitted, copied, or used for purposes other than that for which it was intended.

8001 East 196th Street  
Noblesville, Indiana 46060  
Phone: (317) 776-3500 Fax: (317) 776-3510  
www.integrator.com



© COPYRIGHT 2001, integrator.com, Inc.



- NOTES:**
- ALL DEVICES ON THIS FLOOR PLAN HOME RUN TO SEC2.
  - ALL CCTV EQUIPMENT HOME RUN TO SEC1.

SYMBOL	DESCRIPTION	BY	WIRING REQUIREMENTS	BACK BOX REQUIREMENTS
[Symbol]	120 SERIES ELECTRO-MECHANICAL LOCK.	DIV 11	LOCK (3) #14 THHN DPS/LSS (3) #18 THHN	LFAD_0006_01B FRAME MOUNTED
[Symbol]	MONITORED ONLY DOOR.	DIV 8	LOCK N/A	LOCK_0001_01D FRAME MOUNTED
[Symbol]	ELECTRO-MAGNETIC LOCK (2" JAMB)	DIV 8	LOCK (3) #14 THHN DPS/LSS (3) #18 THHN	LLNT_0001_09B FRAME MOUNTED
[Symbol]	OVERHEAD DOOR OPERATOR.	DIV 8	LOCK (6) #14 THHN DPS/LSS (2) #18 THHN	LOCK_0002_03B 4" SQUARE SURFACE
[Symbol]	ELECTRO-MECHANICAL SLIDER OPERATOR.	DIV 8	LOCK (4) #14 THHN DPS/LSS (2) #18 THHN	LFAD_0011_01A FRAME MOUNTED
[Symbol]	2" JAMB MOUNTED MOTOR LOCK	DIV 8	LOCK (4) #14 THHN DPS/LSS (3) #18 THHN	LFAD_0010_01B FRAME MOUNTED
[Symbol]	SLIDING VEHICLE GATE OPERATOR.	DIV 8	LOCK (6) #12 THHN DPS/LSS (2) #14 THHN	NO LOCK INFO (PRELIMINARY) PAD MOUNTED
[Symbol]	120 SERIES MOTOR LOCK. (7" JAMB)	DIV 8	LOCK (2) #14 THHN DPS/LSS (3) #18 THHN	LFAD_0009_01A FRAME MOUNTED
[Symbol]	AUTOMATIC OPERATOR	DIV 8	LOCK (2) #14 THHN DPS/LSS (2) #18 THHN	LVDN_0003_02B REFER TO MANUFACTURER
[Symbol]	ELECTRICALLY OPERATED MORTISE LOCK.	DIV 8	LOCK (3) #14 THHN DPS/LSS (3) #18 THHN	LSCH_0001_01B FRAME MOUNTED
[Symbol]	DOOR RELEASE PUSHBUTTON SWITCH.	IDC	(1) WP 224	SINGLE GANG
[Symbol]	DURESS ALARM PUSHBUTTON	IDC	(1) WP 224	SINGLE GANG
[Symbol]	PANIC ALARM PUSHBUTTON	IDC	(1) WP 224	SINGLE GANG
[Symbol]	CLOSED CIRCUIT TELEVISION CAMERA.	IDC	INTERIOR (1) WP 815, (1) WP 224 EXTERIOR (1) WP 815, (1) WP 227	REFER TO SHEET D3.0
[Symbol]	PAN/TILT/ZOOM CLOSED CIRCUIT TELEVISION CAMERA	IDC	INTERIOR (1) WP 815, (1) WP 224, (1) WP 360 EXTERIOR (1) WP 815, (1) WP 227, (1) WP 360 EXT.POLE (1) WP 92359, (1) LOCAL 120VAC	REFER TO SHEET D3.0
[Symbol]	FUTURE CAMERA.	N/A	N/A	SINGLE GANG
[Symbol]	CLOSED CIRCUIT TELEVISION CONTROLLER LOCATION.	IDC	(1) WP 54568, (1) LOCAL 120VAC RECEPT, (ROOM D101 UPS RECEPT)	SINGLE GANG
[Symbol]	INTERCOM WALL STATION.	IDC	(1) WP 359	DOUBLE GANG 3 1/2" DEEP
[Symbol]	INTERCOM MASTER STATION.	IDC	(1) WP 441	SINGLE GANG
[Symbol]	CEILING SPEAKER.	IDC	(1) WP 293 PER ZONE	ATLAS SOUNDOLIER 193-8-6 BY IDC
[Symbol]	WALL MOUNTED SPEAKER.	IDC	(1) WP 293 PER ZONE	ATLAS SOUNDOLIER 193-8-6 BY IDC
[Symbol]	VISITATION BOOTH INTERCOM STATION.	IDC	(1) WP 293 PER PAIR	DOUBLE GANG 3 1/2" DEEP
[Symbol]	TOUCH SCREEN CONTROL STATION.	IDC	(1) WP 54568, (2) LOCAL 120VAC RECEPT, (ROOM D101 UPS RECEPT)	SINGLE GANG
[Symbol]	CCTV MONITOR LOCATION.	IDC	(1) WP 815, (1) LOCAL 120VAC RECEPT, (ROOM D101 UPS RECEPT)	SINGLE GANG
[Symbol]	TALK-THRU COMMUNICATOR	IDC	????	????
[Symbol]	PROXIMITY CARD READER.	IDC	(1) WP 54568, (1) WP 224	SINGLE GANG
[Symbol]	DURESS LOCATOR.	IDC	(1) WP 224	DOUBLE GANG 3 1/2" DEEP
[Symbol]	DURESS RECEIVER.	IDC	(1) WP 440, (1) LOCAL 120VAC RECEPT	SINGLE GANG ABOVE CEILING
[Symbol]	SLAVE DURESS LOCATOR.	IDC	(1) WP 234 TO DURESS LOCATOR OR NEXT SLAVE	DOUBLE GANG 3 1/2" DEEP
[Symbol]	DURESS LAMP.	IDC	(1) WP 224	DOUBLE GANG 3 1/2" DEEP
[Symbol]	INFORMER, GATEKEEPER COMPUTER	IDC	(1) WP 54568, (1) BELDEN 9463, (3) LOCAL 120VAC RECEPT	SINGLE GANG
[Symbol]	ACCESS COMPUTER	IDC	(1) WP 54568, (1) WP 440, (2) LOCAL 120VAC RECEPT	SINGLE GANG
[Symbol]	VIDE0 MOTION DETECTION COMPUTER	IDC	(1) WP 54568, (1) BELDEN 9463, (1) LOCAL 120VAC RECEPT, (1) LOCAL 120VAC UPS RECEPT	SINGLE GANG
[Symbol]	EMERGENCY CALL	IDC	(1) WP A0224, (1) WP A03244, (1) LOCAL 120VAC	PEDESTAL BY IDC
[Symbol]	PHOTO CELL	EC	(1) WP 224, (1) LOCAL POWER	BY EC
[Symbol]	STUN FENCE INTERFACE	IDC	(1) WP 92359, (1) LOCAL 120VAC	ENCLOSURE BY STUN FENCE PROVIDER

\*\*NOTE ALL SECURITY EQUIPMENT IN ROOM D101 TO HAVE UPS RECEPTACLE

TITLE: **FLOOR PLAN**

JOB #: \_\_\_\_\_ DATE: \_\_\_\_\_

DESIGN: \_\_\_\_\_

SOFTWARE: \_\_\_\_\_

PROJECT MANAGER: \_\_\_\_\_

REVISIONS

DESCRIPTION	BY	DATE
1		
2		
3		
4		
5		
6		

FILENAME: YPSI030-12.DWG


DWG NO. **ES030.12**

FIRST FLOOR PLAN AREA "K"

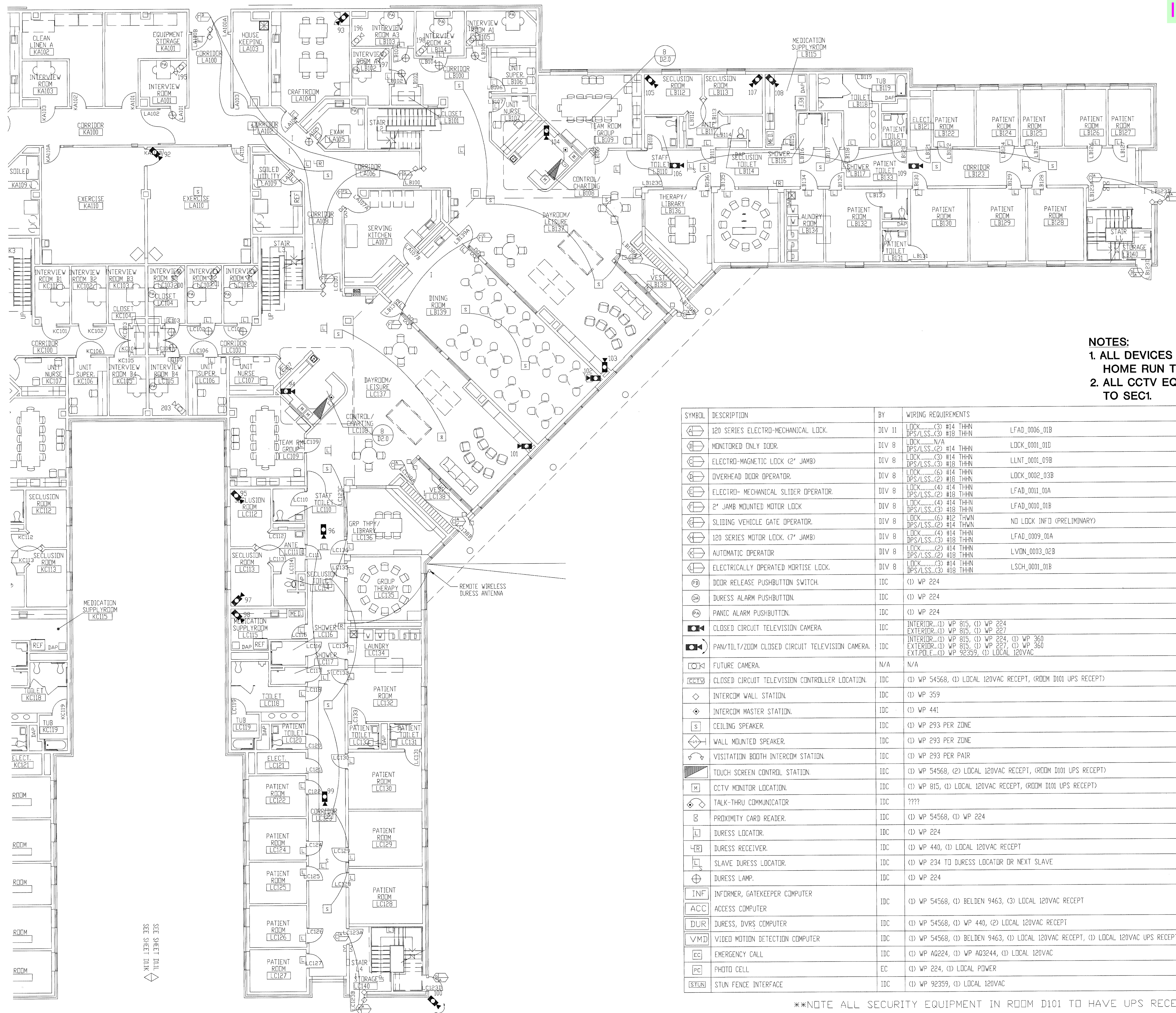


and shall not be transmitted, copied, or used for purposes other than that for which it was intended.

8001 East 196th Street  
Noblesville, Indiana 46060  
Phone: (317) 776-3500 Fax: (317) 776-3510  
www.integrator.com



© COPYRIGHT 2001, integrator.com, Inc.



- NOTES:**
- ALL DEVICES ON THIS FLOOR PLAN HOME RUN TO SEC2.
  - ALL CCTV EQUIPMENT TO HOME RUN TO SEC1.

SYMBOL	DESCRIPTION	BY	WIRING REQUIREMENTS	BACK BOX REQUIREMENTS	
[Symbol]	120 SERIES ELECTRO-MECHANICAL LOCK.	DIV 11	LOCK.....(3) #14 THHN DPS/LSS.....(3) #18 THHN	LFAD_0006_01B	FRAME MOUNTED
[Symbol]	MONITORED ONLY DOOR.	DIV 8	LOCK.....N/A DPS/LSS.....(2) #14 THHN	LOCK_0001_01D	FRAME MOUNTED
[Symbol]	ELECTRO-MAGNETIC LOCK (2" JAMB)	DIV 8	LOCK.....(3) #14 THHN DPS/LSS.....(3) #18 THHN	LLNT_0001_09B	FRAME MOUNTED
[Symbol]	OVERHEAD DOOR OPERATOR.	DIV 8	LOCK.....(6) #14 THHN DPS/LSS.....(2) #18 THHN	LOCK_0002_03B	4" SQUARE SURFACE
[Symbol]	ELECTRO-MECHANICAL SLIDER OPERATOR.	DIV 8	LOCK.....(4) #14 THHN DPS/LSS.....(2) #18 THHN	LFAD_0011_01A	FRAME MOUNTED
[Symbol]	2" JAMB MOUNTED MOTOR LOCK	DIV 8	LOCK.....(4) #14 THHN DPS/LSS.....(3) #18 THHN	LFAD_0010_01B	FRAME MOUNTED
[Symbol]	SLIDING VEHICLE GATE OPERATOR.	DIV 8	LOCK.....(6) #12 THWN DPS/LSS.....(2) #14 THWN	NO LOCK INFO (PRELIMINARY)	PAD MOUNTED
[Symbol]	120 SERIES MOTOR LOCK. (7" JAMB)	DIV 8	LOCK.....(4) #14 THHN DPS/LSS.....(3) #18 THHN	LFAD_0009_01A	FRAME MOUNTED
[Symbol]	AUTOMATIC OPERATOR	DIV 8	LOCK.....(2) #14 THHN DPS/LSS.....(2) #18 THHN	LVDN_0003_02B	REFER TO MANUFACTURER
[Symbol]	ELECTRICALLY OPERATED MORTISE LOCK.	DIV 8	LOCK.....(3) #14 THHN DPS/LSS.....(3) #18 THHN	LSCH_0001_01B	FRAME MOUNTED
[Symbol]	DOOR RELEASE PUSHBUTTON SWITCH.	IDC	(1) WP 224		SINGLE GANG
[Symbol]	DURESS ALARM PUSHBUTTON.	IDC	(1) WP 224		SINGLE GANG
[Symbol]	PANIC ALARM PUSHBUTTON.	IDC	(1) WP 224		SINGLE GANG
[Symbol]	CLOSED CIRCUIT TELEVISION CAMERA.	IDC	INTERIOR.....(1) WP 815, (1) WP 224 EXTERIOR.....(1) WP 815, (1) WP 224		REFER TO SHEET D30
[Symbol]	PAN/TILT/ZOOM CLOSED CIRCUIT TELEVISION CAMERA.	IDC	INTERIOR.....(1) WP 815, (1) WP 224, (1) WP 360 EXTERIOR.....(1) WP 815, (1) WP 224, (1) WP 360 EXT.POLE.....(1) WP 92359, (1) LOCAL 120VAC		REFER TO SHEET D30
[Symbol]	FUTURE CAMERA.	N/A	N/A		SINGLE GANG
[Symbol]	CLOSED CIRCUIT TELEVISION CONTROLLER LOCATION.	IDC	(1) WP 54568, (1) LOCAL 120VAC RECEPT, (ROOM D101 UPS RECEPT)		SINGLE GANG
[Symbol]	INTERCOM WALL STATION.	IDC	(1) WP 359		DOUBLE GANG 3 1/2" DEEP
[Symbol]	INTERCOM MASTER STATION.	IDC	(1) WP 441		SINGLE GANG
[Symbol]	CEILING SPEAKER.	IDC	(1) WP 293 PER ZONE		ATLAS SOUNDOLIER 193-8-6 BY IDC
[Symbol]	WALL MOUNTED SPEAKER.	IDC	(1) WP 293 PER ZONE		ATLAS SOUNDOLIER 193-8-6 BY IDC
[Symbol]	VISITATION BOOTH INTERCOM STATION.	IDC	(1) WP 293 PER PAIR		DOUBLE GANG 3 1/2" DEEP
[Symbol]	TOUCH SCREEN CONTROL STATION.	IDC	(1) WP 54568, (2) LOCAL 120VAC RECEPT, (ROOM D101 UPS RECEPT)		SINGLE GANG
[Symbol]	CCTV MONITOR LOCATION.	IDC	(1) WP 815, (1) LOCAL 120VAC RECEPT, (ROOM D101 UPS RECEPT)		SINGLE GANG
[Symbol]	TALK-THRU COMMUNICATOR	IDC	????		????
[Symbol]	PROXIMITY CARD READER.	IDC	(1) WP 54568, (1) WP 224		SINGLE GANG
[Symbol]	DURESS LOCATOR.	IDC	(1) WP 224		DOUBLE GANG 3 1/2" DEEP
[Symbol]	DURESS RECEIVER.	IDC	(1) WP 440, (1) LOCAL 120VAC RECEPT		SINGLE GANG ABOVE CEILING
[Symbol]	SLAVE DURESS LOCATOR.	IDC	(1) WP 234 TO DURESS LOCATOR OR NEXT SLAVE		DOUBLE GANG 3 1/2" DEEP
[Symbol]	DURESS LAMP.	IDC	(1) WP 224		DOUBLE GANG 3 1/2" DEEP
[Symbol]	INFORMER, GATEKEEPER COMPUTER	IDC	(1) WP 54568, (1) BELDEN 9463, (3) LOCAL 120VAC RECEPT		SINGLE GANG
[Symbol]	ACCESS COMPUTER	IDC	(1) WP 54568, (1) WP 440, (2) LOCAL 120VAC RECEPT		SINGLE GANG
[Symbol]	DURESS, DVRS COMPUTER	IDC	(1) WP 54568, (1) WP 440, (2) LOCAL 120VAC RECEPT		SINGLE GANG
[Symbol]	VIDEO MOTION DETECTION COMPUTER	IDC	(1) WP 54568, (1) BELDEN 9463, (1) LOCAL 120VAC RECEPT, (1) LOCAL 120VAC UPS RECEPT		SINGLE GANG
[Symbol]	EMERGENCY CALL	IDC	(1) WP A0224, (1) WP A03244, (1) LOCAL 120VAC		PEDESTAL BY IDC
[Symbol]	PHOTO CELL	EC	(1) WP 224, (1) LOCAL POWER		BY EC
[Symbol]	STUN FENCE INTERFACE	IDC	(1) WP 92359, (1) LOCAL 120VAC		ENCLOSURE BY STUN FENCE PROVIDER

\*\*NOTE ALL SECURITY EQUIPMENT IN ROOM D101 TO HAVE UPS RECEPTACLE

APPROVED BY: [Signature]  
DATE: 11/11/00  
BY: 212-17060  
WALLERBROOK

SEE SHEET D111  
SEE SHEET D11K

FIRST FLOOR PLAN AREA "L"

ES030.13

FILENAME: YPSI030-13.DWG  
DWG NO.

REVISIONS	
DESCRIPTION	BY/DATE
1	
2	
3	
4	
5	
6	

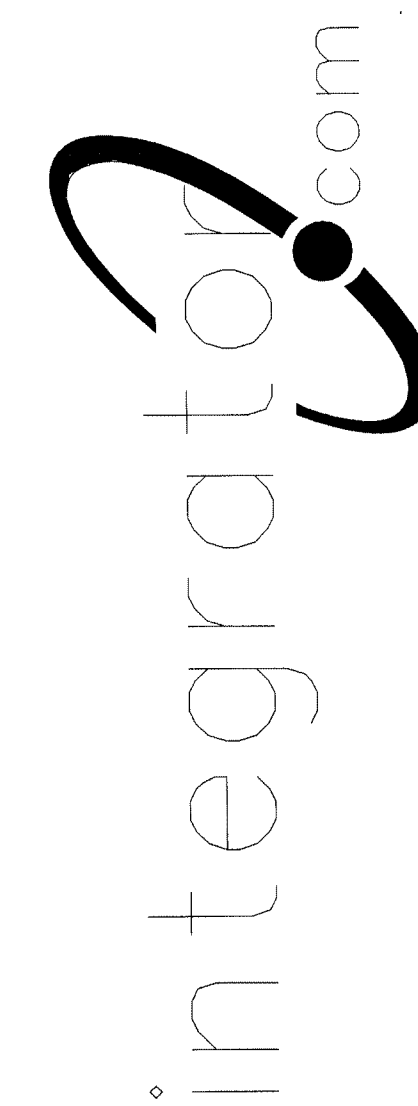
PROJECT MANAGER:  
SOFTWARE:  
DESIGN:

TITLE: FLOOR PLAN  
JOB #: DATE:

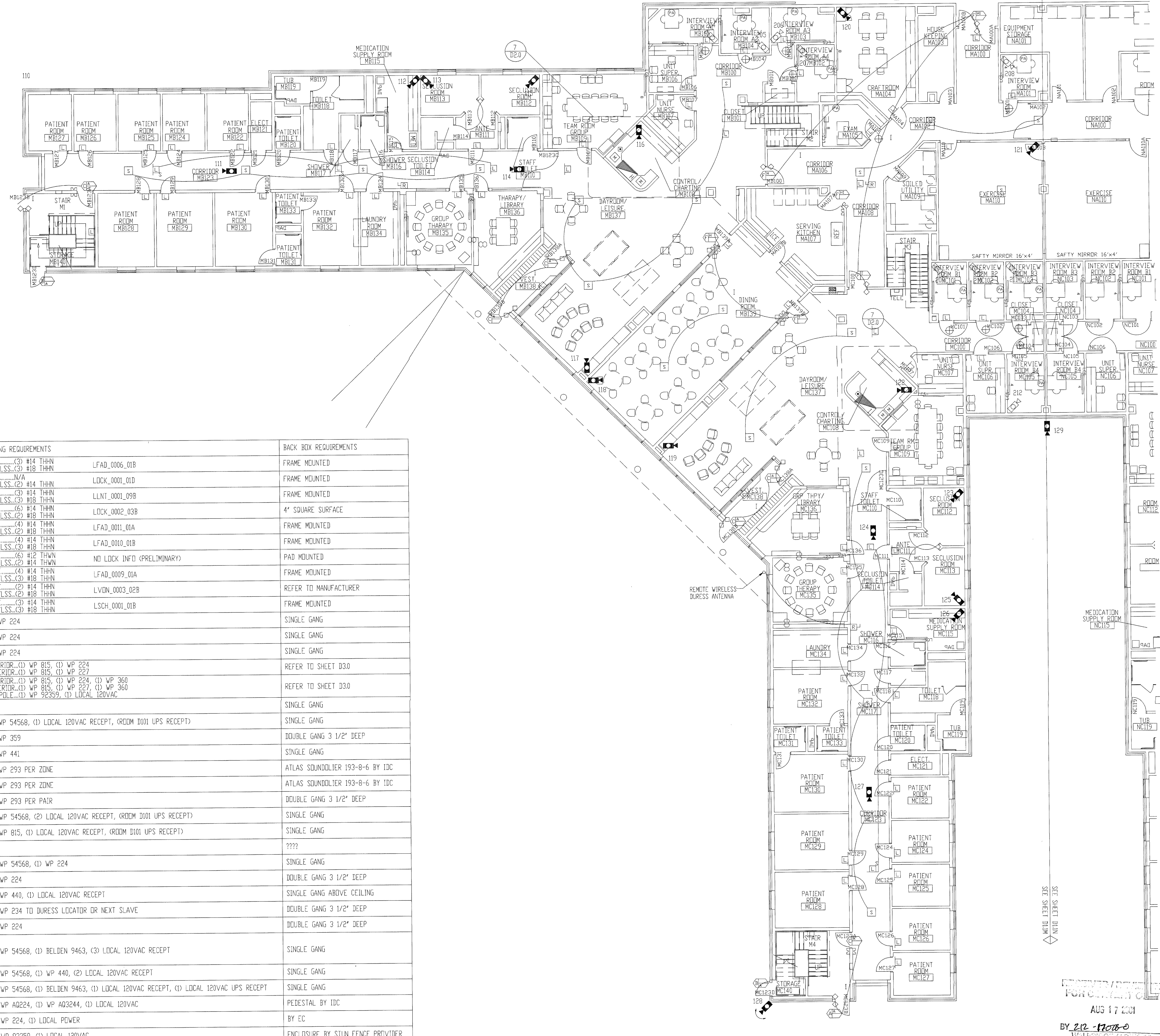


is the property of integrator.com and shall not be transmitted, copied, or used for purposes other than that for which it was intended.

8001 East 196th Street  
Noblesville, Indiana 46060  
Phone: (317) 776-3500 Fax: (317) 776-3510  
www.integrator.com



© COPYRIGHT 2001, integrator.com, Inc.



- NOTES:  
1. ALL DEVICES ON THIS FLOOR PLAN HOME RUN TO SEC3.  
2. ALL CCTV EQUIPMENT HOME RUN TO SEC1.

SYMBOL	DESCRIPTION	BY	WIRING REQUIREMENTS	BACK BOX REQUIREMENTS
(Symbol)	120 SERIES ELECTRO-MECHANICAL LOCK.	DIV 11	LOCK (3) #14 THHN DPS/LSS (3) #18 THHN	LFAD_0006_01B FRAME MOUNTED
(Symbol)	MONITORED ONLY DOOR.	DIV 8	LOCK N/A	LOCK_0001_01D FRAME MOUNTED
(Symbol)	ELECTRO-MAGNETIC LOCK (2" JAMB)	DIV 8	LOCK (3) #14 THHN DPS/LSS (3) #18 THHN	LLNT_0001_09B FRAME MOUNTED
(Symbol)	OVERHEAD DOOR OPERATOR.	DIV 8	LOCK (6) #14 THHN DPS/LSS (2) #18 THHN	LOCK_0002_03B 4' SQUARE SURFACE
(Symbol)	ELECTRO-MECHANICAL SLIDER OPERATOR.	DIV 8	LOCK (4) #14 THHN DPS/LSS (2) #18 THHN	LFAD_0011_01A FRAME MOUNTED
(Symbol)	2" JAMB MOUNTED MOTOR LOCK	DIV 8	LOCK (4) #14 THHN DPS/LSS (2) #18 THHN	LFAD_0010_01B FRAME MOUNTED
(Symbol)	SLIDING VEHICLE GATE OPERATOR.	DIV 8	LOCK (6) #12 THWN DPS/LSS (2) #14 THWN	NO LOCK INF0 (PRELIMINARY) PAD MOUNTED
(Symbol)	120 SERIES MOTOR LOCK (7" JAMB)	DIV 8	LOCK (4) #14 THHN DPS/LSS (3) #18 THHN	LFAD_0009_01A FRAME MOUNTED
(Symbol)	AUTOMATIC OPERATOR	DIV 8	LOCK (2) #14 THHN DPS/LSS (2) #18 THHN	LVDN_0003_02B REFER TO MANUFACTURER
(Symbol)	ELECTRICALLY OPERATED MORTISE LOCK.	DIV 8	LOCK (3) #14 THHN DPS/LSS (3) #18 THHN	LSCH_0001_01B FRAME MOUNTED
(Symbol)	DOOR RELEASE PUSHBUTTON SWITCH.	IDC	(1) WP 224	SINGLE GANG
(Symbol)	DURESS ALARM PUSHBUTTON.	IDC	(1) WP 224	SINGLE GANG
(Symbol)	PANIC ALARM PUSHBUTTON.	IDC	(1) WP 224	SINGLE GANG
(Symbol)	CLOSED CIRCUIT TELEVISION CAMERA.	IDC	INTERIOR (1) WP 815, (1) WP 224 EXTERIOR (1) WP 815, (1) WP 227	REFER TO SHEET D30
(Symbol)	PAN/TILT/ZOOM CLOSED CIRCUIT TELEVISION CAMERA.	IDC	INTERIOR (1) WP 815, (1) WP 224, (1) WP 360 EXTERIOR (1) WP 815, (1) WP 227, (1) WP 360 EXT POLE (1) WP 92359, (1) LOCAL 120VAC	REFER TO SHEET D30
(Symbol)	FUTURE CAMERA.	N/A	N/A	SINGLE GANG
(Symbol)	CLOSED CIRCUIT TELEVISION CONTROLLER LOCATION.	IDC	(1) WP 54568, (1) LOCAL 120VAC RECEPT, (ROOM D101 UPS RECEPT)	SINGLE GANG
(Symbol)	INTERCOM WALL STATION.	IDC	(1) WP 359	DOUBLE GANG 3 1/2" DEEP
(Symbol)	INTERCOM MASTER STATION.	IDC	(1) WP 441	SINGLE GANG
(Symbol)	CEILING SPEAKER.	IDC	(1) WP 293 PER ZONE	ATLAS SOUNDOLIER 193-8-6 BY IDC
(Symbol)	WALL MOUNTED SPEAKER.	IDC	(1) WP 293 PER ZONE	ATLAS SOUNDOLIER 193-8-6 BY IDC
(Symbol)	VISITATION BOOTH INTERCOM STATION.	IDC	(1) WP 293 PER PAIR	DOUBLE GANG 3 1/2" DEEP
(Symbol)	TOUCH SCREEN CONTROL STATION.	IDC	(1) WP 54568, (2) LOCAL 120VAC RECEPT, (ROOM D101 UPS RECEPT)	SINGLE GANG
(Symbol)	CCTV MONITOR LOCATION.	IDC	(1) WP 815, (1) LOCAL 120VAC RECEPT, (ROOM D101 UPS RECEPT)	SINGLE GANG
(Symbol)	TALK-THRU COMMUNICATOR	IDC	????	????
(Symbol)	PROXIMITY CARD READER.	IDC	(1) WP 54568, (1) WP 224	SINGLE GANG
(Symbol)	DURESS LOCATOR.	IDC	(1) WP 224	DOUBLE GANG 3 1/2" DEEP
(Symbol)	DURESS RECEIVER.	IDC	(1) WP 440, (1) LOCAL 120VAC RECEPT	SINGLE GANG ABOVE CEILING
(Symbol)	SLAVE DURESS LOCATOR.	IDC	(1) WP 234 TO DURESS LOCATOR OR NEXT SLAVE	DOUBLE GANG 3 1/2" DEEP
(Symbol)	DURESS LAMP.	IDC	(1) WP 224	DOUBLE GANG 3 1/2" DEEP
(Symbol)	INFORMER, GATEKEEPER COMPUTER	IDC	(1) WP 54568, (1) BELDEN 9463, (3) LOCAL 120VAC RECEPT	SINGLE GANG
(Symbol)	ACCESS COMPUTER	IDC	(1) WP 54568, (1) WP 440, (2) LOCAL 120VAC RECEPT	SINGLE GANG
(Symbol)	DURESS, DVRS COMPUTER	IDC	(1) WP 54568, (1) BELDEN 9463, (1) LOCAL 120VAC RECEPT, (1) LOCAL 120VAC UPS RECEPT	SINGLE GANG
(Symbol)	VIDEO MOTION DETECTION COMPUTER	IDC	(1) WP A0224, (1) WP A03244, (1) LOCAL 120VAC	PEDESTAL BY IDC
(Symbol)	EMERGENCY CALL	EC	(1) WP 224, (1) LOCAL POWER	BY EC
(Symbol)	PHOTO CELL	EC	(1) WP 224, (1) LOCAL POWER	BY EC
(Symbol)	STUN FENCE INTERFACE	IDC	(1) WP 92359, (1) LOCAL 120VAC	ENCLOSURE BY STUN FENCE PROVIDER

\*\*NOTE ALL SECURITY EQUIPMENT IN ROOM D101 TO HAVE UPS RECEPTACLE

TITLE: FLOOR PLAN

JOB #: DATE:

DESIGN:

SOFTWARE:

PROJECT MANAGER:

REVISIONS

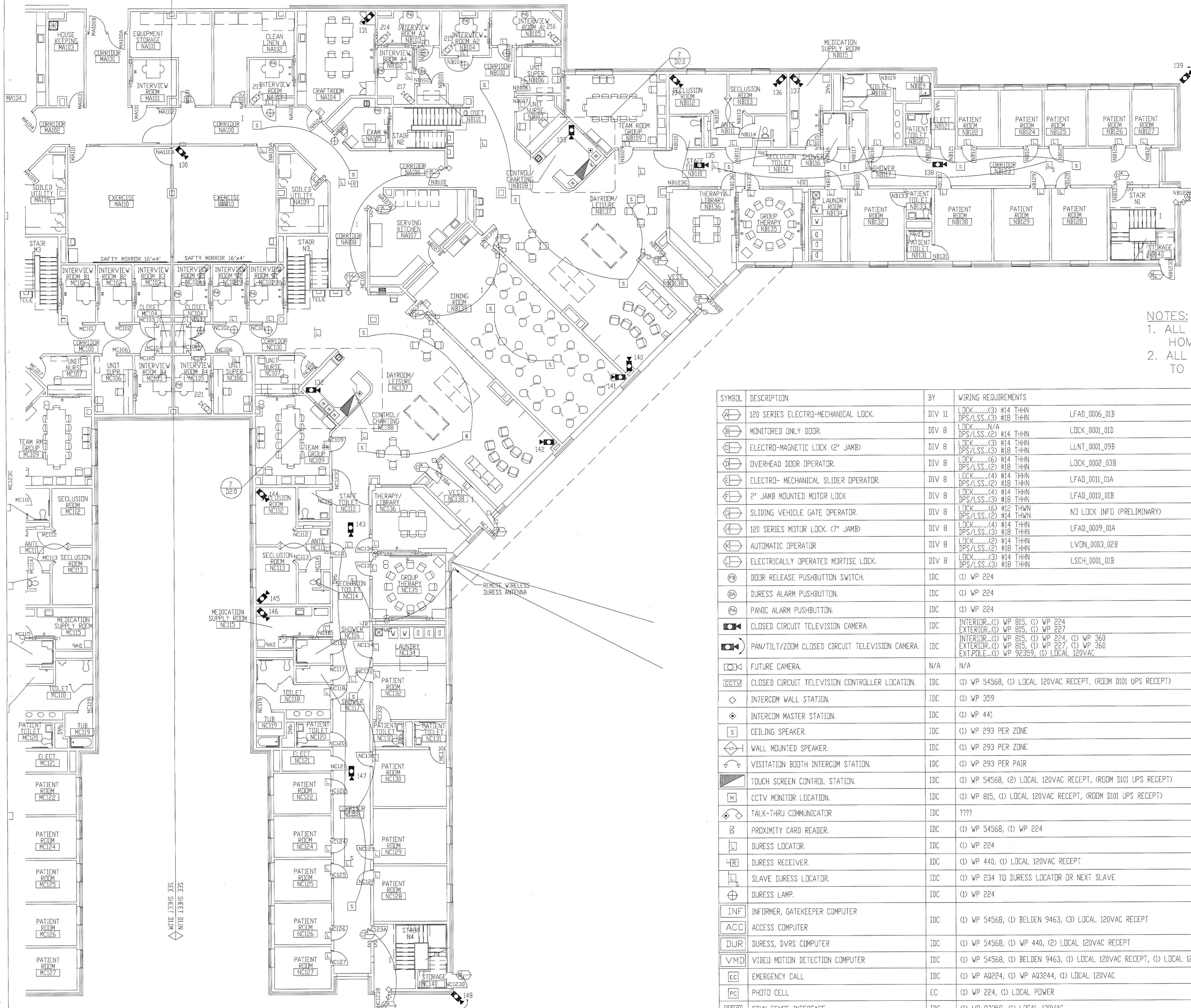
DESCRIPTION	BY/DATE
1	
2	
3	
4	
5	
6	

FILENAME: YPSIO30-14.DWG  
DWG NO. ES030.14

FIRST FLOOR PLAN AREA "M"

FOR REVIEW/REVISION  
AUG 17 2001  
BY 212-1108-0  
WALBRIDGE ALLIANCE



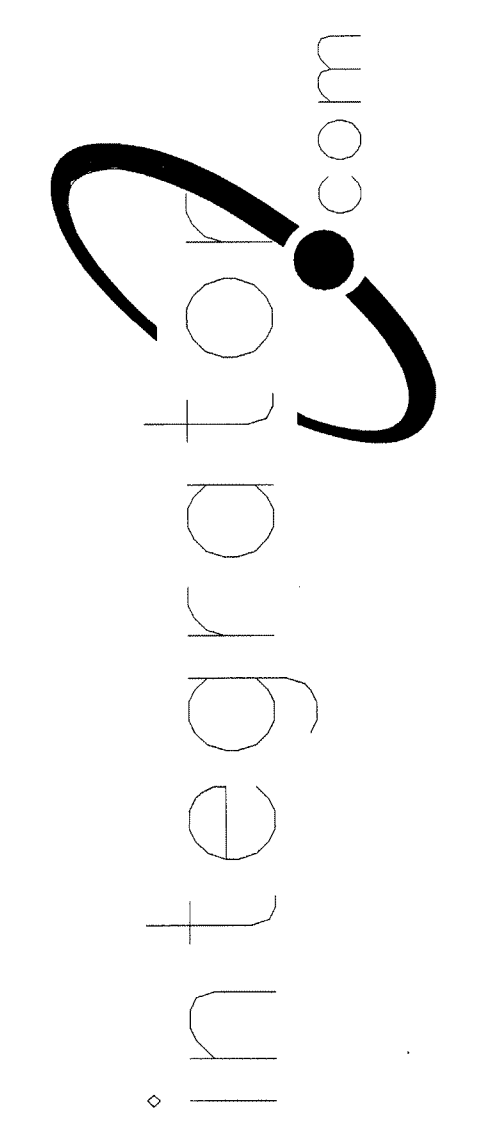


NOTES:  
 1. ALL DEVICES ON THIS DRAWING HOME RUN TO SEC3.  
 2. ALL CCTV EQUIPMENT HOME RUN TO SEC1.

SYMBOL	DESCRIPTION	BY	WIRING REQUIREMENTS	BACK BOX REQUIREMENTS
(A)	120 SERIES ELECTRO-MECHANICAL LOCK.	DIV 11	LOCK.....(3) #14 THHN DPS/LSS.....(3) #18 THHN	LFAD_0006_01B FRAME MOUNTED
(B)	MONITORED ONLY DOOR.	DIV 8	LOCK.....N/A DPS/LSS.....(2) #14 THHN	LOCK_0001_01D FRAME MOUNTED
(C)	ELECTRO-MAGNETIC LOCK (2" JAMB)	DIV 8	LOCK.....(3) #14 THHN DPS/LSS.....(3) #18 THHN	LLNT_0001_09B FRAME MOUNTED
(D)	OVERHEAD DOOR OPERATOR.	DIV 8	LOCK.....(6) #14 THHN DPS/LSS.....(2) #18 THHN	LOCK_0002_03B 4" SQUARE SURFACE
(E)	ELECTRO-MECHANICAL SLIDER OPERATOR.	DIV 8	LOCK.....(4) #14 THHN DPS/LSS.....(2) #18 THHN	LFAD_0011_01A FRAME MOUNTED
(F)	2" JAMB MOUNTED MOTOR LOCK.	DIV 8	LOCK.....(4) #14 THHN DPS/LSS.....(3) #18 THHN	LOCK_0010_01B FRAME MOUNTED
(G)	SLIDING VEHICLE GATE OPERATOR.	DIV 8	LOCK.....(6) #12 THWN DPS/LSS.....(2) #14 THWN	NO LOCK INFO (PRELIMINARY) PAD MOUNTED
(H)	120 SERIES MOTOR LOCK. (7" JAMB)	DIV 8	LOCK.....(4) #14 THHN DPS/LSS.....(3) #18 THHN	LFAD_0009_01A FRAME MOUNTED
(I)	AUTOMATIC OPERATOR	DIV 8	LOCK.....(2) #14 THHN DPS/LSS.....(2) #18 THHN	LVDN_0003_02B REFER TO MANUFACTURER
(J)	ELECTRICALLY OPERATED MORTISE LOCK.	DIV 8	LOCK.....(3) #14 THHN DPS/LSS.....(3) #18 THHN	LSCH_0001_01B FRAME MOUNTED
(K)	DOOR RELEASE PUSHBUTTON SWITCH.	IDC	(1) WP 224	SINGLE GANG
(L)	DURESS ALARM PUSHBUTTON.	IDC	(1) WP 224	SINGLE GANG
(M)	PANIC ALARM PUSHBUTTON.	IDC	(1) WP 224	SINGLE GANG
(N)	CLOSED CIRCUIT TELEVISION CAMERA.	IDC	INTERIOR.....(1) WP 815, (1) WP 224 EXTERIOR.....(1) WP 815, (1) WP 227	REFER TO SHEET D30
(O)	PAV/TILT/ZOOM CLOSED CIRCUIT TELEVISION CAMERA.	IDC	INTERIOR.....(1) WP 815, (1) WP 224, (1) WP 360 EXTERIOR.....(1) WP 815, (1) WP 227, (1) WP 360 EXT.POLE.....(1) WP 92359, (1) LOCAL 120VAC	REFER TO SHEET D30
(P)	FUTURE CAMERA.	N/A	N/A	SINGLE GANG
(Q)	CLOSED CIRCUIT TELEVISION CONTROLLER LOCATION.	IDC	(1) WP 54568, (1) LOCAL 120VAC RECEPT, (ROOM D101 UPS RECEPT)	SINGLE GANG
(R)	INTERCOM WALL STATION.	IDC	(1) WP 359	DOUBLE GANG 3 1/2" DEEP
(S)	INTERCOM MASTER STATION.	IDC	(1) WP 441	SINGLE GANG
(T)	CEILING SPEAKER.	IDC	(1) WP 293 PER ZONE	ATLAS SOUNDOLIER 193-8-6 BY IDC
(U)	WALL MOUNTED SPEAKER.	IDC	(1) WP 293 PER ZONE	ATLAS SOUNDOLIER 193-8-6 BY IDC
(V)	VISITATION BOOTH INTERCOM STATION.	IDC	(1) WP 293 PER PAIR	DOUBLE GANG 3 1/2" DEEP
(W)	TOUCH SCREEN CONTROL STATION.	IDC	(1) WP 54568, (2) LOCAL 120VAC RECEPT, (ROOM D101 UPS RECEPT)	SINGLE GANG
(X)	CCTV MONITOR LOCATION.	IDC	(1) WP 815, (1) LOCAL 120VAC RECEPT, (ROOM D101 UPS RECEPT)	SINGLE GANG
(Y)	TALK-THRU COMMUNICATOR	IDC	????	????
(Z)	PROXIMITY CARD READER.	IDC	(1) WP 54568, (1) WP 224	SINGLE GANG
(AA)	DURESS LOCATOR.	IDC	(1) WP 224	DOUBLE GANG 3 1/2" DEEP
(AB)	DURESS RECEIVER.	IDC	(1) WP 440, (1) LOCAL 120VAC RECEPT	SINGLE GANG ABOVE CEILING
(AC)	SLAVE DURESS LOCATOR.	IDC	(1) WP 234 TO DURESS LOCATOR OR NEXT SLAVE	DOUBLE GANG 3 1/2" DEEP
(AD)	DURESS LAMP.	IDC	(1) WP 224	DOUBLE GANG 3 1/2" DEEP
(AE)	INFORMER, GATEKEEPER COMPUTER	IDC	(1) WP 54568, (1) BELDEN 9463, (3) LOCAL 120VAC RECEPT	SINGLE GANG
(AF)	ACCESS COMPUTER	IDC	(1) WP 54568, (1) WP 440, (2) LOCAL 120VAC RECEPT	SINGLE GANG
(AG)	DURESS, DVRS COMPUTER	IDC	(1) WP 54568, (1) WP 440, (2) LOCAL 120VAC RECEPT	SINGLE GANG
(AH)	VIDED MOTION DETECTION COMPUTER	IDC	(1) WP 54568, (1) BELDEN 9463, (1) LOCAL 120VAC RECEPT, (1) LOCAL 120VAC UPS RECEPT	SINGLE GANG
(AI)	EMERGENCY CALL	IDC	(1) WP A0224, (1) WP A03244, (1) LOCAL 120VAC	PEDESTAL BY IDC
(AJ)	PHOTO CELL	EC	(1) WP 224, (1) LOCAL POWER	BY EC
(AK)	STUN FENCE INTERFACE	IDC	(1) WP 92359, (1) LOCAL 120VAC	ENCLOSURE BY STUN FENCE

\*\*NOTE ALL SECURITY EQUIPMENT IN ROOM D101 TO HAVE UPS RECEPTACLE

8001 East 196th Street  
 Noblesville, Indiana 46060  
 Phone: (317) 776-3500 Fax: (317) 776-3510  
 www.integrator.com




© COPYRIGHT 2001. integrator.com, Inc.

TITLE	
FLOOR PLAN	
JOB #:	DATE:
DESIGN:	
SOFTWARE:	
PROJECT MANAGER:	
REVISIONS	
DESCRIPTION	BY/DATE
1	
2	
3	
4	
5	
6	
FILENAME: YPSIO30-15.DWG	
DWG NO. ES030.15	

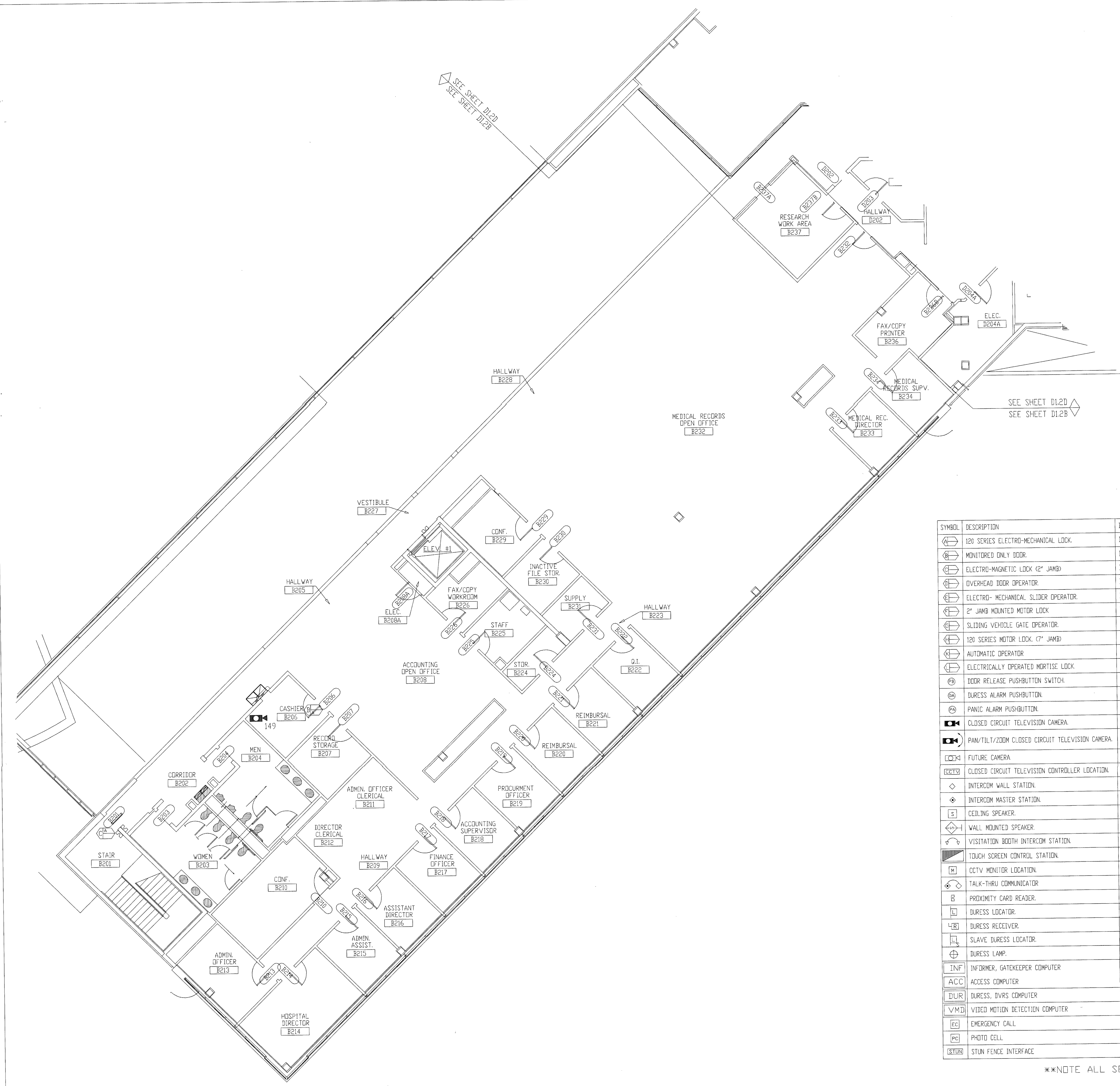


is transmitted, copied, or used for purposes other than that for which it was intended.

8001 East 196th Street  
Noblesville, Indiana 46060  
Phone: (317) 776-3500 Fax: (317) 776-3510  
www.integrator.com



© COPYRIGHT 2001, integrator.com, Inc.



NOTES:  
1. ALL DEVICES ON THIS FLOOR PLAN HOME RUN TO SEC1.

SYMBOL	DESCRIPTION	BY	WIRING REQUIREMENTS	BACK BOX REQUIREMENTS
(Symbol)	120 SERIES ELECTRO-MECHANICAL LOCK	DIV 11	LOCK (3) #14 THHN DPS/LSS (3) #18 THHN	LFAD_0006_01B FRAME MOUNTED
(Symbol)	MONITORED ONLY DOOR	DIV 8	LOCK (3) #14 THHN DPS/LSS (3) #18 THHN	LOCK_0001_01D FRAME MOUNTED
(Symbol)	ELECTRO-MAGNETIC LOCK (2" JAMB)	DIV 8	LOCK (3) #14 THHN DPS/LSS (3) #18 THHN	LLNT_0001_05B FRAME MOUNTED
(Symbol)	OVERHEAD DOOR OPERATOR	DIV 8	LOCK (3) #14 THHN DPS/LSS (3) #18 THHN	LOCK_0002_03B 4" SQUARE SURFACE
(Symbol)	ELECTRO-MECHANICAL SLIDER OPERATOR	DIV 8	LOCK (3) #14 THHN DPS/LSS (3) #18 THHN	LFAD_0011_01A FRAME MOUNTED
(Symbol)	2" JAMB MOUNTED MOTOR LOCK	DIV 8	LOCK (3) #14 THHN DPS/LSS (3) #18 THHN	LFAD_0010_01B FRAME MOUNTED
(Symbol)	SLIDING VEHICLE GATE OPERATOR	DIV 8	LOCK (3) #14 THHN DPS/LSS (3) #18 THHN	NO LOCK INFO (PRELIMINARY) PAD MOUNTED
(Symbol)	120 SERIES MOTOR LOCK (7" JAMB)	DIV 8	LOCK (3) #14 THHN DPS/LSS (3) #18 THHN	LFAD_0009_01A FRAME MOUNTED
(Symbol)	AUTOMATIC OPERATOR	DIV 8	LOCK (3) #14 THHN DPS/LSS (3) #18 THHN	LVDN_0003_02B REFER TO MANUFACTURER
(Symbol)	ELECTRICALLY OPERATED MORTISE LOCK	DIV 8	LOCK (3) #14 THHN DPS/LSS (3) #18 THHN	LSCN_0001_01B FRAME MOUNTED
(Symbol)	DOOR RELEASE PUSHBUTTON SWITCH	IDC	(1) WP 224	SINGLE GANG
(Symbol)	DURESS ALARM PUSHBUTTON	IDC	(1) WP 224	SINGLE GANG
(Symbol)	PANIC ALARM PUSHBUTTON	IDC	(1) WP 224	SINGLE GANG
(Symbol)	CLOSED CIRCUIT TELEVISION CAMERA	IDC	INTERIOR (1) WP 815, (1) WP 224 EXTERIOR (1) WP 815, (1) WP 227	REFER TO SHEET D30
(Symbol)	PAN/TILT/ZOOM CLOSED CIRCUIT TELEVISION CAMERA	IDC	INTERIOR (1) WP 815, (1) WP 224, (1) WP 360 EXTERIOR (1) WP 815, (1) WP 227, (1) WP 360 EXTERIOR (1) WP 92359, (1) LOCAL 120VAC	REFER TO SHEET D30
(Symbol)	FUTURE CAMERA	N/A	N/A	SINGLE GANG
(Symbol)	CLOSED CIRCUIT TELEVISION CONTROLLER LOCATION	IDC	(1) WP 54568, (1) LOCAL 120VAC RECEPT, (ROOM D101 UPS RECEPT)	SINGLE GANG
(Symbol)	INTERCOM WALL STATION	IDC	(1) WP 359	DOUBLE GANG 3 1/2" DEEP
(Symbol)	INTERCOM MASTER STATION	IDC	(1) WP 441	SINGLE GANG
(Symbol)	CEILING SPEAKER	IDC	(1) WP 293 PER ZONE	ATLAS SOUNDOLIER 193-8-6 BY IDC
(Symbol)	WALL MOUNTED SPEAKER	IDC	(1) WP 293 PER ZONE	ATLAS SOUNDOLIER 193-8-6 BY IDC
(Symbol)	VISITATION BOOTH INTERCOM STATION	IDC	(1) WP 293 PER PAIR	DOUBLE GANG 3 1/2" DEEP
(Symbol)	TOUCH SCREEN CONTROL STATION	IDC	(1) WP 54568, (2) LOCAL 120VAC RECEPT, (ROOM D101 UPS RECEPT)	SINGLE GANG
(Symbol)	TALK-THRU COMMUNICATOR	IDC	(1) WP 815, (1) LOCAL 120VAC RECEPT, (ROOM D101 UPS RECEPT)	SINGLE GANG
(Symbol)	PROXIMITY CARD READER	IDC	(1) WP 54568, (1) WP 224	SINGLE GANG
(Symbol)	DURESS LOCATOR	IDC	(1) WP 224	DOUBLE GANG 3 1/2" DEEP
(Symbol)	DURESS RECEIVER	IDC	(1) WP 440, (1) LOCAL 120VAC RECEPT	SINGLE GANG ABOVE CEILING
(Symbol)	SLAVE DURESS LOCATOR	IDC	(1) WP 234 TO DURESS LOCATOR OR NEXT SLAVE	DOUBLE GANG 3 1/2" DEEP
(Symbol)	DURESS LAMP	IDC	(1) WP 224	DOUBLE GANG 3 1/2" DEEP
(Symbol)	INFORMER, GATEKEEPER COMPUTER	IDC	(1) WP 54568, (1) BELDEN 9463, (3) LOCAL 120VAC RECEPT	SINGLE GANG
(Symbol)	ACCESS COMPUTER	IDC	(1) WP 54568, (1) WP 440, (2) LOCAL 120VAC RECEPT	SINGLE GANG
(Symbol)	DURESS DVRS COMPUTER	IDC	(1) WP 54568, (1) BELDEN 9463, (1) LOCAL 120VAC RECEPT, (1) LOCAL 120VAC UPS RECEPT	SINGLE GANG
(Symbol)	VIDEO MOTION DETECTION COMPUTER	IDC	(1) WP A0224, (1) WP A03244, (1) LOCAL 120VAC	PEDESTAL BY IDC
(Symbol)	EMERGENCY CALL	IDC	(1) WP 224, (1) LOCAL POWER	BY EC
(Symbol)	PHOTO CELL	EC	(1) WP 224, (1) LOCAL POWER	BY EC
(Symbol)	STUN FENCE INTERFACE	IDC	(1) WP 92359, (1) LOCAL 120VAC	ENCLOSURE BY STUN FENCE PROVIDER

\*NOTE ALL SECURITY EQUIPMENT IN ROOM D101 TO HAVE UPS RECEPTACLE

AUG 17 2001  
BY 212 - 1700-0  
WALBRIDGE

SECOND FLOOR PLAN AREA "B"

TITLE: FLOOR PLAN

JOB #: DATE:

DESIGN:

SOFTWARE:

PROJECT MANAGER:

REVISIONS


DESCRIPTION	BY/DATE
1	
2	
3	
4	
5	
6	

FILENAME: YPSI030-16.DWG  
DWG NO. ES030.16



be transmitted, copied, or used for purposes other than that for which it was intended.

8001 East 196th Street  
Noblesville, Indiana 46060  
Phone: (317) 776-3500 Fax: (317) 776-3510  
www.integrator.com

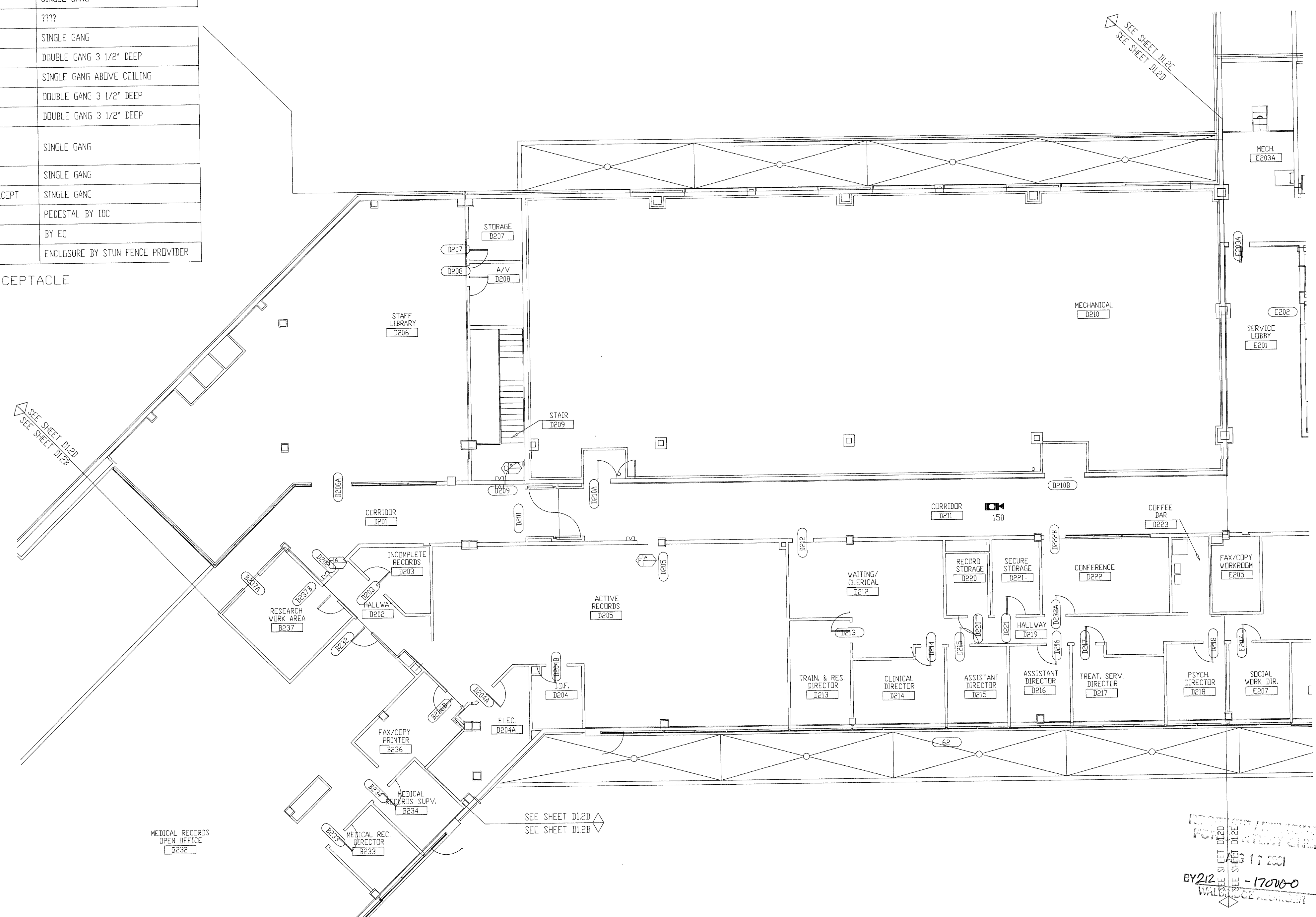


© COPYRIGHT 2001, integrator.com, Inc.

SYMBOL	DESCRIPTION	BY	WIRING REQUIREMENTS	BACK BOX REQUIREMENTS
[Symbol]	120 SERIES ELECTRO-MECHANICAL LOCK.	DIV 11	LOCK (3) #14 THHN DPS/LSS (3) #18 THHN LFAD_0006_01B	FRAME MOUNTED
[Symbol]	MONITORED ONLY DOOR.	DIV 8	LOCK N/A DPS/LSS (2) #14 THHN LOCK_0001_01D	FRAME MOUNTED
[Symbol]	ELECTRO-MAGNETIC LOCK (2" JAMB)	DIV 8	LOCK (3) #14 THHN DPS/LSS (3) #18 THHN LLNT_0001_09B	FRAME MOUNTED
[Symbol]	OVERHEAD DOOR OPERATOR.	DIV 8	LOCK (3) #14 THHN DPS/LSS (2) #18 THHN LOCK_0002_03B	4" SQUARE SURFACE
[Symbol]	ELECTRO-MECHANICAL SLIDER OPERATOR.	DIV 8	LOCK (4) #14 THHN DPS/LSS (2) #18 THHN LFAD_0011_01A	FRAME MOUNTED
[Symbol]	2" JAMB MOUNTED MOTOR LOCK	DIV 8	LOCK (4) #14 THHN DPS/LSS (3) #18 THHN LFAD_0010_01B	FRAME MOUNTED
[Symbol]	SLIDING VEHICLE GATE OPERATOR.	DIV 8	LOCK (6) #14 THHN DPS/LSS (2) #18 THHN ND LOCK INFO (PRELIMINARY)	PAD MOUNTED
[Symbol]	120 SERIES MOTOR LOCK. (7" JAMB)	DIV 8	LOCK (4) #14 THHN DPS/LSS (3) #18 THHN LFAD_0009_01A	FRAME MOUNTED
[Symbol]	AUTOMATIC OPERATOR	DIV 8	LOCK (2) #14 THHN DPS/LSS (2) #18 THHN LVON_0003_02B	REFER TO MANUFACTURER
[Symbol]	ELECTRICALLY OPERATED MORTISE LOCK.	DIV 8	LOCK (3) #14 THHN DPS/LSS (3) #18 THHN LSCH_0001_01B	FRAME MOUNTED
[Symbol]	DOOR RELEASE PUSHBUTTON SWITCH.	IDC	(1) WP 224	SINGLE GANG
[Symbol]	DURESS ALARM PUSHBUTTON.	IDC	(1) WP 224	SINGLE GANG
[Symbol]	PANIC ALARM PUSHBUTTON.	IDC	(1) WP 224	SINGLE GANG
[Symbol]	CLOSED CIRCUIT TELEVISION CAMERA.	IDC	INTERIOR (1) WP 815, (1) WP 224 EXTERIOR (1) WP 815, (1) WP 227	REFER TO SHEET D3.0
[Symbol]	PAN/TILT/ZOOM CLOSED CIRCUIT TELEVISION CAMERA.	IDC	INTERIOR (1) WP 815, (1) WP 224, (1) WP 360 EXTERIOR (1) WP 815, (1) WP 227, (1) WP 360 EXTPOLE (1) WP 92359, (1) LOCAL 120VAC	REFER TO SHEET D3.0
[Symbol]	FUTURE CAMERA.	N/A	N/A	SINGLE GANG
[Symbol]	CLOSED CIRCUIT TELEVISION CONTROLLER LOCATION.	IDC	(1) WP 54568, (1) LOCAL 120VAC RECEPT, (ROOM D101 UPS RECEPT)	SINGLE GANG
[Symbol]	INTERCOM WALL STATION.	IDC	(1) WP 359	DOUBLE GANG 3 1/2" DEEP
[Symbol]	INTERCOM MASTER STATION.	IDC	(1) WP 441	SINGLE GANG
[Symbol]	CEILING SPEAKER.	IDC	(1) WP 293 PER ZONE	ATLAS SOUNDLIER 193-8-6 BY IDC
[Symbol]	WALL MOUNTED SPEAKER.	IDC	(1) WP 293 PER ZONE	ATLAS SOUNDLIER 193-8-6 BY IDC
[Symbol]	VISITATION BOOTH INTERCOM STATION.	IDC	(1) WP 293 PER PAIR	DOUBLE GANG 3 1/2" DEEP
[Symbol]	TOUCH SCREEN CONTROL STATION.	IDC	(1) WP 54568, (2) LOCAL 120VAC RECEPT, (ROOM D101 UPS RECEPT)	SINGLE GANG
[Symbol]	CCTV MONITOR LOCATION.	IDC	(1) WP 815, (1) LOCAL 120VAC RECEPT, (ROOM D101 UPS RECEPT)	SINGLE GANG
[Symbol]	TALK-THRU COMMUNICATOR	IDC	????	????
[Symbol]	PROXIMITY CARD READER.	IDC	(1) WP 54568, (1) WP 224	SINGLE GANG
[Symbol]	DURESS LOCATOR.	IDC	(1) WP 224	DOUBLE GANG 3 1/2" DEEP
[Symbol]	DURESS RECEIVER.	IDC	(1) WP 440, (1) LOCAL 120VAC RECEPT	SINGLE GANG ABOVE CEILING
[Symbol]	SLAVE DURESS LOCATOR.	IDC	(1) WP 234 TO DURESS LOCATOR OR NEXT SLAVE	DOUBLE GANG 3 1/2" DEEP
[Symbol]	DURESS LAMP.	IDC	(1) WP 224	DOUBLE GANG 3 1/2" DEEP
[Symbol]	INFORMER, GATEKEEPER COMPUTER	IDC	(1) WP 54568, (1) BELDEN 9463, (3) LOCAL 120VAC RECEPT	SINGLE GANG
[Symbol]	ACCESS COMPUTER	IDC	(1) WP 54568, (1) WP 440, (2) LOCAL 120VAC RECEPT	SINGLE GANG
[Symbol]	DURESS, DVRS COMPUTER	IDC	(1) WP 54568, (1) BELDEN 9463, (1) LOCAL 120VAC RECEPT, (1) LOCAL 120VAC UPS RECEPT	SINGLE GANG
[Symbol]	VIDEO MOTION DETECTION COMPUTER	IDC	(1) WP 54568, (1) BELDEN 9463, (1) LOCAL 120VAC RECEPT, (1) LOCAL 120VAC UPS RECEPT	SINGLE GANG
[Symbol]	EMERGENCY CALL	IDC	(1) WP A0224, (1) WP A03244, (1) LOCAL 120VAC	PEDESTAL BY IDC
[Symbol]	PHOTO CELL	EC	(1) WP 224, (1) LOCAL PDWER	BY EC
[Symbol]	STUN FENCE INTERFACE	IDC	(1) WP 92359, (1) LOCAL 120VAC	ENCLOSURE BY STUN FENCE PROVIDER

NOTES:  
1. ALL DEVICES ON THIS FLOOR PLAN HOME RUN TO SEC1.

\*\*NOTE ALL SECURITY EQUIPMENT IN ROOM D101 TO HAVE UPS RECEPTACLE



TITLE  
FLOOR PLAN

JOB #:  
DATE:

DESIGN:  
SOFTWARE:

PROJECT MANAGER:

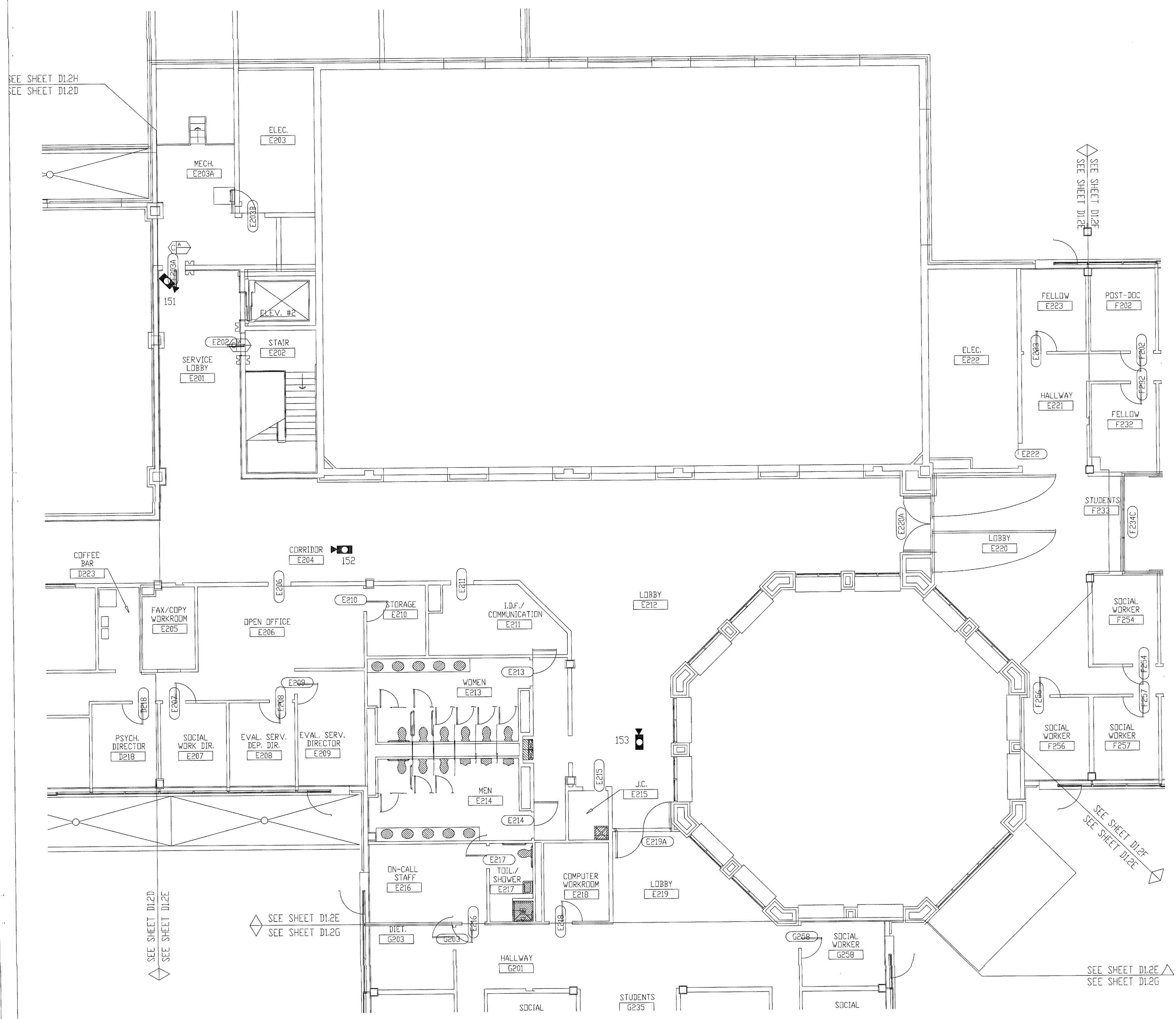
REVISIONS

NO.	DESCRIPTION	BY	DATE
1			
2			
3			
4			
5			
6			

FILENAME: YPSI030-17.DWG  
DWG NO. ES030.17

SECOND FLOOR PLAN AREA "D"





SYMBOL	DESCRIPTION	BY	WIRING REQUIREMENTS	BACK BOX REQUIREMENTS
[Symbol]	120 SERIES ELECTRO-MECHANICAL LOCK.	DIV 11	LOCK (C) #14 THHN DPS/LSS (C) #18 THHN	LFAD_0006_01B FRAME MOUNTED
[Symbol]	MONITORED ONLY DOOR.	DIV 8		LOCK_0001_01D FRAME MOUNTED
[Symbol]	ELECTRO-MAGNETIC LOCK (2" JAMB)	DIV 8	LOCK (C) #14 THHN DPS/LSS (C) #18 THHN	LLMT_0001_09B FRAME MOUNTED
[Symbol]	OVERHEAD DOOR OPERATOR.	DIV 8	LOCK (C) #14 THHN DPS/LSS (C) #18 THHN	LOCK_0002_03B 4" SQUARE SURFACE
[Symbol]	ELECTRO-MECHANICAL SLIDER OPERATOR.	DIV 8	LOCK (C) #14 THHN DPS/LSS (C) #18 THHN	LFAD_0011_01A FRAME MOUNTED
[Symbol]	2" JAMB MOUNTED MOTOR LOCK	DIV 8	LOCK (C) #14 THHN DPS/LSS (C) #18 THHN	LFAD_0010_01B FRAME MOUNTED
[Symbol]	SLIDING VEHICLE GATE OPERATOR.	DIV 8	LOCK (C) #14 THHN DPS/LSS (C) #18 THHN	NO LOCK INFO (PRELIMINARY) PAD MOUNTED
[Symbol]	120 SERIES MOTOR LOCK (7" JAMB)	DIV 8	LOCK (C) #14 THHN DPS/LSS (C) #18 THHN	LFAD_0009_01A FRAME MOUNTED
[Symbol]	AUTOMATIC OPERATOR	DIV 8	LOCK (C) #14 THHN DPS/LSS (C) #18 THHN	LVON_0003_02B REFER TO MANUFACTURER
[Symbol]	ELECTRICALLY OPERATED MORTISE LOCK.	DIV 8	LOCK (C) #14 THHN DPS/LSS (C) #18 THHN	LSCH_0001_01B FRAME MOUNTED
[Symbol]	DOOR RELEASE PUSHBUTTON SWITCH	IDC	(1) WP 224	SINGLE GANG
[Symbol]	DURESS ALARM PUSHBUTTON.	IDC	(1) WP 224	SINGLE GANG
[Symbol]	PANIC ALARM PUSHBUTTON.	IDC	(1) WP 224	SINGLE GANG
[Symbol]	CLOSED CIRCUIT TELEVISION CAMERA.	IDC	INTERIOR (1) WP 815 (1) WP 224 EXTERIOR (1) WP 815 (1) WP 224	REFER TO SHEET D30
[Symbol]	PAN/TILT/ZOOM CLOSED CIRCUIT TELEVISION CAMERA.	IDC	INTERIOR (1) WP 815 (1) WP 224 (1) WP 360 EXTERIOR (1) WP 815 (1) WP 224 (1) WP 360 EXTIPULE (1) WP 92359 (1) LOCAL 120VAC	REFER TO SHEET D30
[Symbol]	FUTURE CAMERA.	N/A	N/A	SINGLE GANG
[Symbol]	CLOSED CIRCUIT TELEVISION CONTROLLER LOCATION.	IDC	(1) WP 54568, (1) LOCAL 120VAC RECEPT, (ROOM D101 UPS RECEPT)	SINGLE GANG
[Symbol]	INTERCOM WALL STATION.	IDC	(1) WP 359	DOUBLE GANG 3 1/2" DEEP
[Symbol]	INTERCOM MASTER STATION.	IDC	(1) WP 441	SINGLE GANG
[Symbol]	CEILING SPEAKER.	IDC	(1) WP 293 PER ZONE	ATLAS SOUNDLIER 193-B-6 BY IDC
[Symbol]	WALL MOUNTED SPEAKER.	IDC	(1) WP 293 PER ZONE	ATLAS SOUNDLIER 193-B-6 BY IDC
[Symbol]	VISITATION BOOTH INTERCOM STATION.	IDC	(1) WP 293 PER PAIR	DOUBLE GANG 3 1/2" DEEP
[Symbol]	TOUCH SCREEN CONTROL STATION.	IDC	(1) WP 54568, (2) LOCAL 120VAC RECEPT, (ROOM D101 UPS RECEPT)	SINGLE GANG
[Symbol]	CCTV MONITOR LOCATION.	IDC	(1) WP 815, (1) LOCAL 120VAC RECEPT, (ROOM D101 UPS RECEPT)	SINGLE GANG
[Symbol]	TALK-THRU COMMUNICATOR	IDC	????	????
[Symbol]	PROXIMITY CARD READER.	IDC	(1) WP 54568, (1) WP 224	SINGLE GANG
[Symbol]	DURESS LOCATOR.	IDC	(1) WP 224	DOUBLE GANG 3 1/2" DEEP
[Symbol]	DURESS RECEIVER.	IDC	(1) WP 440, (1) LOCAL 120VAC RECEPT	SINGLE GANG ABOVE CEILING
[Symbol]	SLAVE DURESS LOCATOR.	IDC	(1) WP 234 TO DURESS LOCATOR OR NEXT SLAVE	DOUBLE GANG 3 1/2" DEEP
[Symbol]	DURESS LAMP.	IDC	(1) WP 224	DOUBLE GANG 3 1/2" DEEP
[Symbol]	INFORMER, GATEKEEPER COMPUTER	IDC	(1) WP 54568, (1) BELDEN 9463, (3) LOCAL 120VAC RECEPT	SINGLE GANG
[Symbol]	ACCESS COMPUTER	IDC	(1) WP 54568, (1) WP 440, (2) LOCAL 120VAC RECEPT	SINGLE GANG
[Symbol]	DURESS, DVRS COMPUTER	IDC	(1) WP 54568, (1) BELDEN 9463, (1) LOCAL 120VAC RECEPT, (1) LOCAL 120VAC UPS RECEPT	SINGLE GANG
[Symbol]	VIDEO MOTION DETECTION COMPUTER	IDC	(1) WP 54568, (1) BELDEN 9463, (1) LOCAL 120VAC RECEPT, (1) LOCAL 120VAC UPS RECEPT	SINGLE GANG
[Symbol]	EMERGENCY CALL	IDC	(1) WP A0224, (1) WP A03244, (1) LOCAL 120VAC	PEDESTAL BY IDC
[Symbol]	PHOTO CELL	EC	(1) WP 224, (1) LOCAL POWER	BY EC
[Symbol]	STUN FENCE INTERFACE	IDC	(1) WP 92359, (1) LOCAL 120VAC	ENCLOSURE BY STUN FENCE PROVIDER


\*\*NOTE ALL SECURITY EQUIPMENT IN ROOM D101 TO HAVE UPS RECEPTACLE

NOTES:  
1. ALL DEVICES ON THIS FLOOR PLAN HOME RUN TO SEC1.

ISSUED FOR REFERENCE ONLY

The information hereon is the property of integrator.com and shall not be transmitted, copied, or used for purposes other than that for which it was intended.

8001 East 196th Street  
Noblesville, Indiana 46060  
Phone: (317) 776-3500 Fax: (317) 776-3510  
www.integrator.com



© COPYRIGHT 2001. integrator.com, Inc.

FLOOR PLAN

JOB #: \_\_\_\_\_ DATE: \_\_\_\_\_

DESIGN: \_\_\_\_\_

SOFTWARE: \_\_\_\_\_

PROJECT MANAGER: \_\_\_\_\_

REVISIONS	
DESCRIPTION	BY/DATE
1	
2	
3	
4	
5	
6	

FILENAME: YPSIO30-18.DWG  
DWG NO. ES030.18


SECOND FLOOR PLAN AREA "E"

REMOVED/REMOVED FOR CLARITY ONLY  
AUG 17 2001  
BY 212-4700-0  
WALBRIDGE



be transmitted, copied, or used for purposes other than that for which it was intended.

8001 East 196th Street  
Noblesville, Indiana 46060  
Phone: (317) 776-3500 Fax: (317) 776-3510  
www.integrator.com

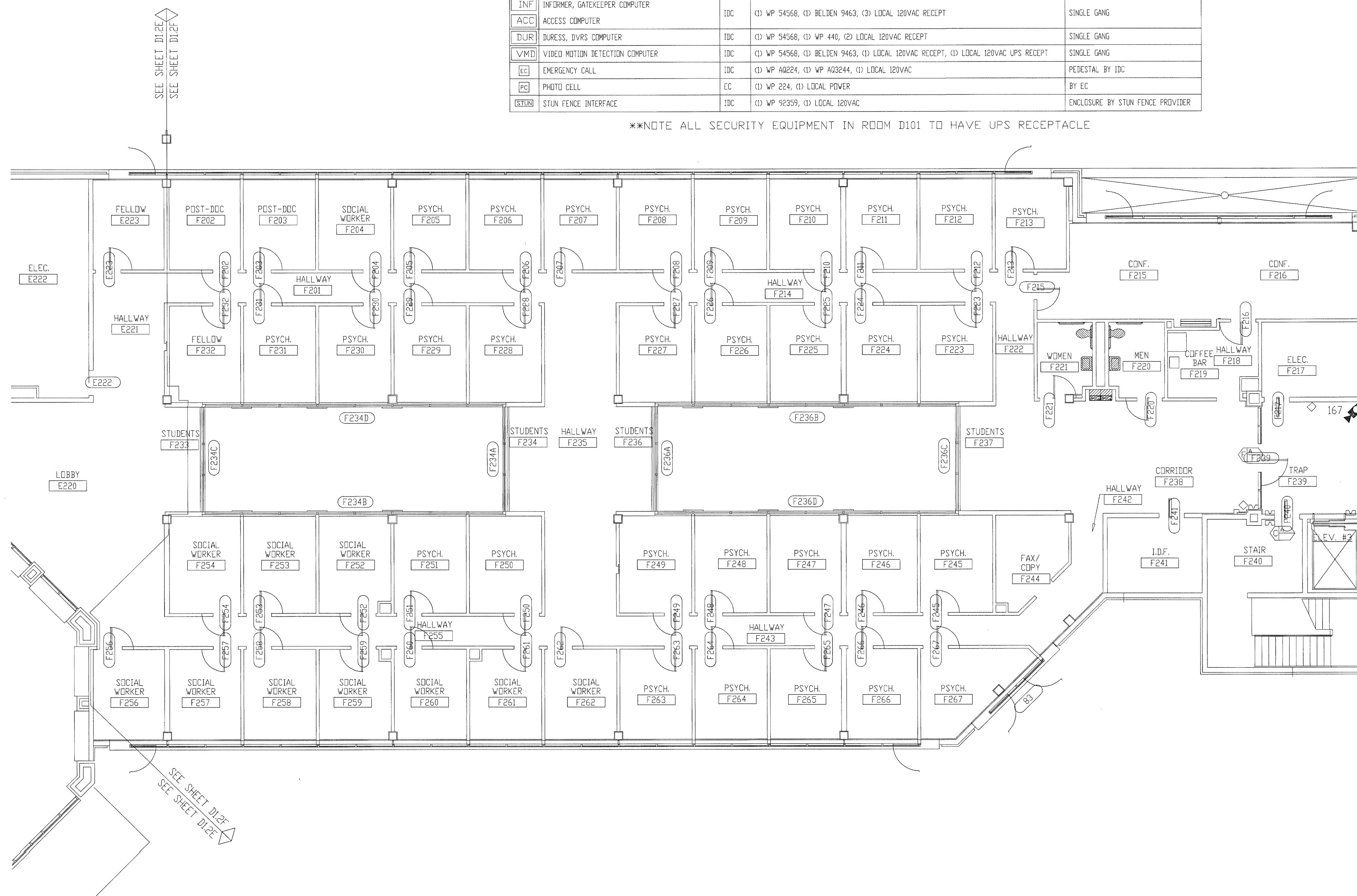


© COPYRIGHT 2001, integrator.com, Inc.

NOTES:  
1. ALL DEVICES ON THIS FLOOR PLAN HOME RUN TO SEC1.

SYMBOL	DESCRIPTION	BY	WIRING REQUIREMENTS	BACK BOX REQUIREMENTS
(M)	120 SERIES ELECTRO-MECHANICAL LOCK	DIV 11	LOCK (3) #14 THHN TPS/LSS (3) #18 THHN	LFAD_0006_018 FRAME MOUNTED
(MD)	MONITORED ONLY DOOR	DIV 8	LOCK (3) #14 THHN TPS/LSS (3) #18 THHN	LOCK_0001_01D FRAME MOUNTED
(EM)	ELECTRO-MAGNETIC LOCK (2" JAMB)	DIV 8	LOCK (3) #14 THHN TPS/LSS (3) #18 THHN	LLNT_0001_09B FRAME MOUNTED
(OD)	OVERHEAD DOOR OPERATOR	DIV 8	LOCK (6) #14 THHN TPS/LSS (2) #18 THHN	LOCK_0002_03B 4" SQUARE SURFACE
(ES)	ELECTRO-MECHANICAL SLIDER OPERATOR	DIV 8	LOCK (4) #14 THHN TPS/LSS (2) #18 THHN	LFAD_0011_01A FRAME MOUNTED
(ML)	2" JAMB MOUNTED MOTOR LOCK	DIV 8	LOCK (4) #14 THHN TPS/LSS (2) #18 THHN	LFAD_0010_01B FRAME MOUNTED
(SV)	SLIDING VEHICLE GATE OPERATOR	DIV 8	LOCK (6) #12 THHN TPS/LSS (2) #14 THHN	NO LOCK INFO (PRELIMINARY) PAD MOUNTED
(ML)	120 SERIES MOTOR LOCK (1" JAMB)	DIV 8	LOCK (4) #14 THHN TPS/LSS (2) #18 THHN	LFAD_0009_01A FRAME MOUNTED
(AO)	AUTOMATIC OPERATOR	DIV 8	LOCK (2) #14 THHN TPS/LSS (2) #18 THHN	LVDN_0003_02B REFER TO MANUFACTURER
(EL)	ELECTRICALLY OPERATED MORTISE LOCK	DIV 8	LOCK (3) #14 THHN TPS/LSS (3) #18 THHN	LSCH_0001_01B FRAME MOUNTED
(RS)	DOOR RELEASE PUSHBUTTON SWITCH	IDC	(1) WP 224	SINGLE GANG
(DA)	DURESS ALARM PUSHBUTTON	IDC	(1) WP 224	SINGLE GANG
(PA)	PANIC ALARM PUSHBUTTON	IDC	(1) WP 224	SINGLE GANG
(CT)	CLOSED CIRCUIT TELEVISION CAMERA	IDC	INTERIOR (1) WP 815, (1) WP 224 EXTERIOR (1) WP 815, (1) WP 227	REFER TO SHEET D30
(CTZ)	PAN/TILT/ZOOM CLOSED CIRCUIT TELEVISION CAMERA	IDC	INTERIOR (1) WP 815, (1) WP 224, (1) WP 360 EXTERIOR (1) WP 815, (1) WP 227, (1) WP 360 EXT ZOOM (1) WP 92359, (1) LOCAL 120VAC	REFER TO SHEET D30
(CF)	FUTURE CAMERA	N/A	N/A	SINGLE GANG
(CTC)	CLOSED CIRCUIT TELEVISION CONTROLLER LOCATION	IDC	(1) WP 54568, (1) LOCAL 120VAC RECEPT, (ROOM D101 UPS RECEPT)	SINGLE GANG
(IS)	INTERCOM WALL STATION	IDC	(1) WP 359	DOUBLE GANG 3 1/2" DEEP
(IM)	INTERCOM MASTER STATION	IDC	(1) WP 441	SINGLE GANG
(S)	CEILING SPEAKER	IDC	(1) WP 293 PER ZONE	ATLAS SOUNDLIER 193-8-6 BY IDC
(WS)	WALL MOUNTED SPEAKER	IDC	(1) WP 293 PER ZONE	ATLAS SOUNDLIER 193-8-6 BY IDC
(VBS)	VISITATION BOOTH INTERCOM STATION	IDC	(1) WP 293 PER PAIR	DOUBLE GANG 3 1/2" DEEP
(TSC)	TOUCH SCREEN CONTROL STATION	IDC	(1) WP 54568, (2) LOCAL 120VAC RECEPT, (ROOM D101 UPS RECEPT)	SINGLE GANG
(CM)	CCTV MONITOR LOCATION	IDC	(1) WP 815, (1) LOCAL 120VAC RECEPT, (ROOM D101 UPS RECEPT)	SINGLE GANG
(TK)	TALK-THRU COMMUNICATOR	IDC	????	????
(CR)	PROXIMITY CARD READER	IDC	(1) WP 54568, (1) WP 224	SINGLE GANG
(LD)	DURESS LOCATOR	IDC	(1) WP 224	DOUBLE GANG 3 1/2" DEEP
(LR)	DURESS RECEIVER	IDC	(1) WP 440, (1) LOCAL 120VAC RECEPT	SINGLE GANG ABOVE CEILING
(SL)	SLAVE DURESS LOCATOR	IDC	(1) WP 234 TO DURESS LOCATOR OR NEXT SLAVE	DOUBLE GANG 3 1/2" DEEP
(DL)	DURESS LAMP	IDC	(1) WP 224	DOUBLE GANG 3 1/2" DEEP
(INF)	INFORMER, GATEKEEPER COMPUTER	IDC	(1) WP 54568, (1) BELDEN 9463, (3) LOCAL 120VAC RECEPT	SINGLE GANG
(ACC)	ACCESS COMPUTER	IDC	(1) WP 54568, (1) WP 440, (2) LOCAL 120VAC RECEPT	SINGLE GANG
(DJR)	DURESS, DVRS COMPUTER	IDC	(1) WP 54568, (1) BELDEN 9463, (1) LOCAL 120VAC RECEPT, (1) LOCAL 120VAC UPS RECEPT	SINGLE GANG
(VMD)	VIDEO MOTION DETECTION COMPUTER	IDC	(1) WP 40224, (1) WP A03244, (1) LOCAL 120VAC	PEDESTAL BY IDC
(EC)	EMERGENCY CALL	EC	(1) WP 224, (1) LOCAL POWER	BY EC
(PC)	PHOTO CELL	EC	(1) WP 224, (1) LOCAL POWER	BY EC
(STN)	STUN FENCE INTERFACE	IDC	(1) WP 92359, (1) LOCAL 120VAC	ENCLOSURE BY STUN FENCE PROVIDER

\*\*NOTE ALL SECURITY EQUIPMENT IN ROOM D101 TO HAVE UPS RECEPTACLE



TITLE: FLOOR PLAN

JOB #: \_\_\_\_\_ DATE: \_\_\_\_\_

DESIGN: \_\_\_\_\_

SOFTWARE: \_\_\_\_\_

PROJECT MANAGER: \_\_\_\_\_

REVISIONS

DESCRIPTION	BY	DATE
1		
2		
3		
4		
5		
6		

FILENAME: YPSIO30-19.DWG  
DWG NO. ES030.19

REVISION/REWORK FOR SECURITY ONLY  
AUG 17 2001  
BY: RL-1708-D  
WALBRIDGE ALUMINA

SECOND FLOOR PLAN AREA "F"




and shall not be transmitted, copied, or used for purposes other than that for which it was intended.

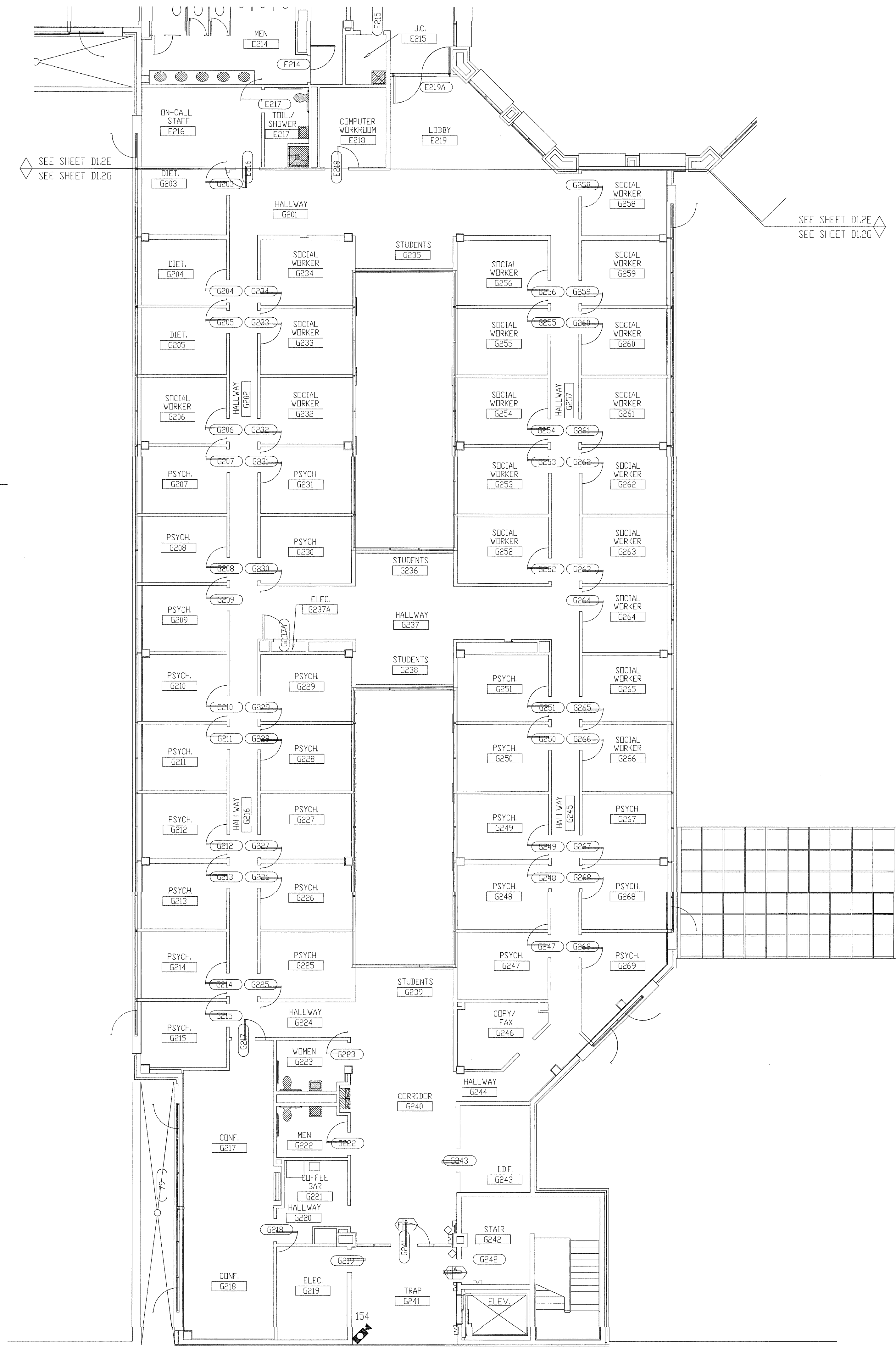
8001 East 196th Street  
Noblesville, Indiana 46060  
Phone: (317) 776-3500 Fax: (317) 776-3510



www.integrator.com



© COPYRIGHT 2001, integrator.com, Inc.



SYMBOL	DESCRIPTION	BY	WIRING REQUIREMENTS	BACK BOX REQUIREMENTS
[Symbol]	120 SERIES ELECTRO-MECHANICAL LOCK.	DIV 11	LOCK.....(3) #14 THHN DPS/LSS.....(3) #18 THHN	LFAD_0006_01B FRAME MOUNTED
[Symbol]	MONITORED ONLY DOOR.	DIV 8	LOCK.....N/A DPS/LSS.....(2) #14 THHN	LOCK_0001_01D FRAME MOUNTED
[Symbol]	ELECTRO-MAGNETIC LOCK (2" JAMB)	DIV 8	LOCK.....(3) #14 THHN DPS/LSS.....(3) #18 THHN	LLNT_0001_09B FRAME MOUNTED
[Symbol]	OVERHEAD DOOR OPERATOR.	DIV 8	LOCK.....(6) #14 THHN DPS/LSS.....(2) #18 THHN	LOCK_0002_03B 4" SQUARE SURFACE
[Symbol]	ELECTRO-MECHANICAL SLIDER OPERATOR.	DIV 8	LOCK.....(4) #14 THHN DPS/LSS.....(2) #18 THHN	LFAD_0011_01A FRAME MOUNTED
[Symbol]	2" JAMB MOUNTED MOTOR LOCK	DIV 8	LOCK.....(4) #14 THHN DPS/LSS.....(3) #18 THHN	LFAD_0010_01B FRAME MOUNTED
[Symbol]	SLIDING VEHICLE GATE OPERATOR.	DIV 8	LOCK.....(6) #12 THWN DPS/LSS.....(2) #14 THWN	NO LOCK INFO (PRELIMINARY) PAD MOUNTED
[Symbol]	120 SERIES MOTOR LOCK (7" JAMB)	DIV 8	LOCK.....(4) #14 THHN DPS/LSS.....(3) #18 THHN	LFAD_0009_01A FRAME MOUNTED
[Symbol]	AUTOMATIC OPERATOR	DIV 8	LOCK.....(2) #14 THHN DPS/LSS.....(3) #18 THHN	LVDN_0003_02B REFER TO MANUFACTURER
[Symbol]	ELECTRICALLY OPERATED MORTISE LOCK.	DIV 8	LOCK.....(2) #14 THHN DPS/LSS.....(3) #18 THHN	LSCH_0001_01B FRAME MOUNTED
[Symbol]	DOOR RELEASE PUSHBUTTON SWITCH.	IDC	(1) WP 224	SINGLE GANG
[Symbol]	DURESS ALARM PUSHBUTTON.	IDC	(1) WP 224	SINGLE GANG
[Symbol]	PANIC ALARM PUSHBUTTON.	IDC	(1) WP 224	SINGLE GANG
[Symbol]	CLOSED CIRCUIT TELEVISION CAMERA.	IDC	INTERIOR.....(1) WP 815, (1) WP 224 EXTERIOR.....(1) WP 815, (1) WP 224	REFER TO SHEET D3.0
[Symbol]	PAN/TILT/ZOOM CLOSED CIRCUIT TELEVISION CAMERA.	IDC	INTERIOR.....(1) WP 815, (1) WP 224, (1) WP 360 EXTERIOR.....(1) WP 815, (1) WP 224, (1) WP 360 EXT.POLE.....(1) WP 92359, (1) LOCAL 120VAC	REFER TO SHEET D3.0
[Symbol]	FUTURE CAMERA.	N/A	N/A	SINGLE GANG
[Symbol]	CLOSED CIRCUIT TELEVISION CONTROLLER LOCATION.	IDC	(1) WP 54568, (1) LOCAL 120VAC RECEPT, (ROOM D101 UPS RECEPT)	SINGLE GANG
[Symbol]	INTERCOM WALL STATION.	IDC	(1) WP 359	DOUBLE GANG 3 1/2" DEEP
[Symbol]	INTERCOM MASTER STATION.	IDC	(1) WP 441	SINGLE GANG
[Symbol]	CEILING SPEAKER.	IDC	(1) WP 293 PER ZONE	ATLAS SOUNDOLIER 193-8-6 BY IDC
[Symbol]	WALL MOUNTED SPEAKER.	IDC	(1) WP 293 PER ZONE	ATLAS SOUNDOLIER 193-8-6 BY IDC
[Symbol]	VISITATION BOOTH INTERCOM STATION.	IDC	(1) WP 293 PER PAIR	DOUBLE GANG 3 1/2" DEEP
[Symbol]	TOUCH SCREEN CONTROL STATION.	IDC	(1) WP 54568, (2) LOCAL 120VAC RECEPT, (ROOM D101 UPS RECEPT)	SINGLE GANG
[Symbol]	CCTV MONITOR LOCATION.	IDC	(1) WP 815, (1) LOCAL 120VAC RECEPT, (ROOM D101 UPS RECEPT)	SINGLE GANG
[Symbol]	TALK-THRU COMMUNICATOR	IDC	????	????
[Symbol]	PROXIMITY CARD READER.	IDC	(1) WP 54568, (1) WP 224	SINGLE GANG
[Symbol]	DURESS LOCATOR.	IDC	(1) WP 224	DOUBLE GANG 3 1/2" DEEP
[Symbol]	DURESS RECEIVER.	IDC	(1) WP 440, (1) LOCAL 120VAC RECEPT	SINGLE GANG ABOVE CEILING
[Symbol]	SLAVE DURESS LOCATOR.	IDC	(1) WP 234 TO DURESS LOCATOR OR NEXT SLAVE	DOUBLE GANG 3 1/2" DEEP
[Symbol]	DURESS LAMP.	IDC	(1) WP 224	DOUBLE GANG 3 1/2" DEEP
[Symbol]	INFORMER, GATEKEEPER COMPUTER	IDC	(1) WP 54568, (1) BELDEN 9463, (3) LOCAL 120VAC RECEPT	SINGLE GANG
[Symbol]	ACCESS COMPUTER	IDC	(1) WP 54568, (1) WP 440, (2) LOCAL 120VAC RECEPT	SINGLE GANG
[Symbol]	DURESS, DVRS COMPUTER	IDC	(1) WP 54568, (1) BELDEN 9463, (1) LOCAL 120VAC RECEPT, (1) LOCAL 120VAC UPS RECEPT	SINGLE GANG
[Symbol]	EMERGENCY CALL	IDC	(1) WP A0224, (1) WP A03244, (1) LOCAL 120VAC	PEDESTAL BY IDC
[Symbol]	PHOTO CELL	EC	(1) WP 224, (1) LOCAL POWER	BY EC
[Symbol]	STUN FENCE INTERFACE	IDC	(1) WP 92359, (1) LOCAL 120VAC	ENCLOSURE BY STUN FENCE PROVIDER

\*\*NOTE ALL SECURITY EQUIPMENT IN ROOM D101 TO HAVE UPS RECEPTACLE

NOTES:  
1. ALL DEVICES ON THIS FLOOR PLAN HOME RUN TO SEC1.

FOR G. W. WATSON  
AUG 17 2001  
BY: [Signature]  
WALLERDORFF

SECOND FLOOR PLAN AREA "G"

TITLE: FLOOR PLAN

JOB #: \_\_\_\_\_ DATE: \_\_\_\_\_

DESIGN: \_\_\_\_\_

SOFTWARE: \_\_\_\_\_

PROJECT MANAGER: \_\_\_\_\_

REVISIONS	
DESCRIPTION	BY/DATE
1	
2	
3	
4	
5	
6	

FILENAME: YPSI030-20.DWG  
DWG NO. ES030.20

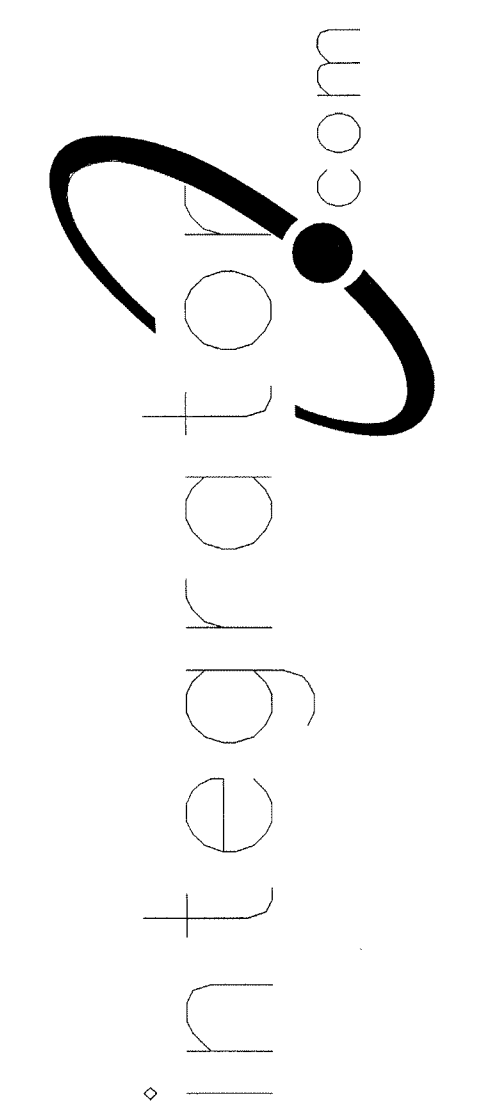


the property of integrator.com and shall not be transmitted, copied, or used for purposes other than that for which it was intended.

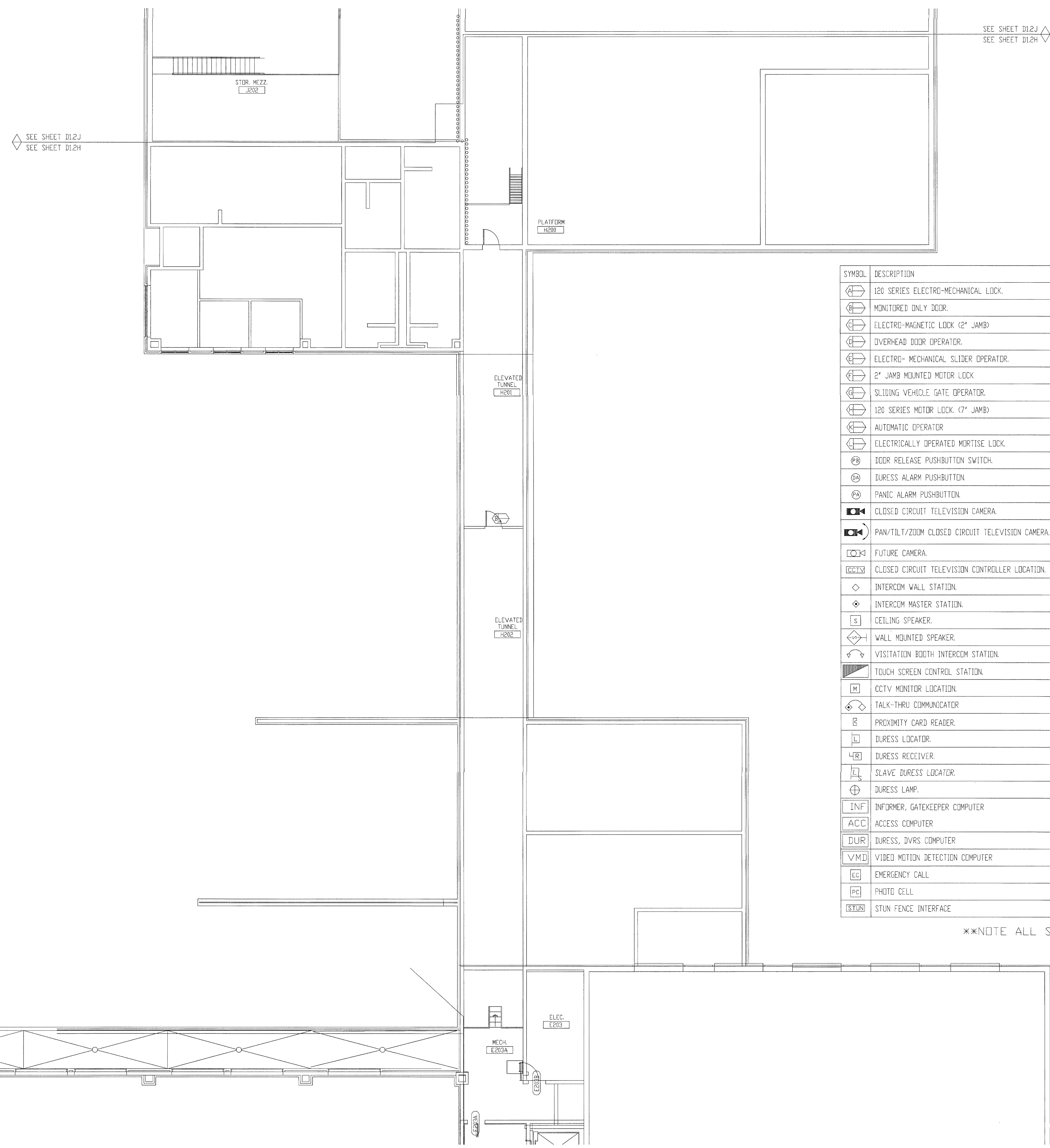
8001 East 196th Street  
Noblesville, Indiana 46060



Phone: (317) 776-3500 Fax: (317) 776-3510  
www.integrator.com



© COPYRIGHT 2001, integrator.com, Inc.



SYMBOL	DESCRIPTION	BY	WIRING REQUIREMENTS	BACK BOX REQUIREMENTS
[Symbol]	120 SERIES ELECTRO-MECHANICAL LOCK.	DIV 11	LOCK (3) #14 THHN DPS/LSS (3) #18 THHN	LFAD_0006_01B FRAME MOUNTED
[Symbol]	MONITORED ONLY DOOR.	DIV 8	LOCK N/A DPS/LSS (2) #14 THHN	LOCK_0001_01D FRAME MOUNTED
[Symbol]	ELECTRO-MAGNETIC LOCK (2" JAMB)	DIV 8	LOCK (3) #14 THHN DPS/LSS (3) #18 THHN	LLNT_0001_09B FRAME MOUNTED
[Symbol]	OVER-HEAD DOOR OPERATOR.	DIV 8	LOCK (6) #14 THHN DPS/LSS (2) #18 THHN	LOCK_0002_03B 4" SQUARE SURFACE
[Symbol]	ELECTRO- MECHANICAL SLIDER OPERATOR.	DIV 8	LOCK (4) #14 THHN DPS/LSS (2) #18 THHN	LFAD_0011_01A FRAME MOUNTED
[Symbol]	2" JAMB MOUNTED MOTOR LOCK	DIV 8	LOCK (4) #14 THHN DPS/LSS (3) #18 THHN	LFAD_0010_01B FRAME MOUNTED
[Symbol]	SLIDING VEHICLE GATE OPERATOR.	DIV 8	LOCK (6) #12 THHN DPS/LSS (2) #14 THHN	NO LOCK INFO (PRELIMINARY) PAD MOUNTED
[Symbol]	120 SERIES MOTOR LOCK. (7" JAMB)	DIV 8	LOCK (4) #14 THHN DPS/LSS (3) #18 THHN	LFAD_0009_01A FRAME MOUNTED
[Symbol]	AUTOMATIC OPERATOR	DIV 8	LOCK (2) #14 THHN DPS/LSS (2) #18 THHN	LVON_0003_02B REFER TO MANUFACTURER
[Symbol]	ELECTRICALLY OPERATED MORTISE LOCK.	DIV 8	LOCK (3) #14 THHN DPS/LSS (3) #18 THHN	LSCN_0001_01B FRAME MOUNTED
[Symbol]	DOOR RELEASE PUSHBUTTON SWITCH.	IDC	(1) WP 224	SINGLE GANG
[Symbol]	DURESS ALARM PUSHBUTTON	IDC	(1) WP 224	SINGLE GANG
[Symbol]	PANIC ALARM PUSHBUTTON.	IDC	(1) WP 224	SINGLE GANG
[Symbol]	CLOSED CIRCUIT TELEVISION CAMERA.	IDC	INTERIOR (1) WP 815, (1) WP 224 EXTERIOR (1) WP 815, (1) WP 227	REFER TO SHEET D3.0
[Symbol]	PAN/TILT/ZOOM CLOSED CIRCUIT TELEVISION CAMERA.	IDC	INTERIOR (1) WP 815, (1) WP 224, (1) WP 360 EXTERIOR (1) WP 815, (1) WP 227, (1) WP 360 EXT POLE (1) WP 92359, (1) LOCAL 120VAC	REFER TO SHEET D3.0
[Symbol]	FUTURE CAMERA.	N/A	N/A	SINGLE GANG
[Symbol]	CLOSED CIRCUIT TELEVISION CONTROLLER LOCATION.	IDC	(1) WP 54568, (1) LOCAL 120VAC RECEPT, (ROOM D101 UPS RECEPT)	SINGLE GANG
[Symbol]	INTERCOM WALL STATION.	IDC	(1) WP 359	DOUBLE GANG 3 1/2" DEEP
[Symbol]	INTERCOM MASTER STATION.	IDC	(1) WP 441	SINGLE GANG
[Symbol]	CEILING SPEAKER.	IDC	(1) WP 293 PER ZONE	ATLAS SOUNDOLIER 193-8-6 BY IDC
[Symbol]	WALL MOUNTED SPEAKER.	IDC	(1) WP 293 PER ZONE	ATLAS SOUNDOLIER 193-8-6 BY IDC
[Symbol]	VISITATION BOOTH INTERCOM STATION.	IDC	(1) WP 293 PER PAIR	DOUBLE GANG 3 1/2" DEEP
[Symbol]	TOUCH SCREEN CONTROL STATION.	IDC	(1) WP 54568, (2) LOCAL 120VAC RECEPT, (ROOM D101 UPS RECEPT)	SINGLE GANG
[Symbol]	CCTV MONITOR LOCATION.	IDC	(1) WP 815, (1) LOCAL 120VAC RECEPT, (ROOM D101 UPS RECEPT)	SINGLE GANG
[Symbol]	TALK-THRU COMMUNICATOR	IDC	????	????
[Symbol]	PROXIMITY CARD READER.	IDC	(1) WP 54568, (1) WP 224	SINGLE GANG
[Symbol]	DURESS LOCATOR.	IDC	(1) WP 224	DOUBLE GANG 3 1/2" DEEP
[Symbol]	DURESS RECEIVER.	IDC	(1) WP 440, (1) LOCAL 120VAC RECEPT	SINGLE GANG ABOVE CEILING
[Symbol]	SLAVE DURESS LOCATOR.	IDC	(1) WP 234 TO DURESS LOCATOR OR NEXT SLAVE	DOUBLE GANG 3 1/2" DEEP
[Symbol]	DURESS LAMP.	IDC	(1) WP 224	DOUBLE GANG 3 1/2" DEEP
[Symbol]	INFORMER, GATEKEEPER COMPUTER	IDC	(1) WP 54568, (1) BELDEN 9463, (3) LOCAL 120VAC RECEPT	SINGLE GANG
[Symbol]	ACCESS COMPUTER	IDC	(1) WP 54568, (1) WP 440, (2) LOCAL 120VAC RECEPT	SINGLE GANG
[Symbol]	DURESS, DVRS COMPUTER	IDC	(1) WP 54568, (1) BELDEN 9463, (1) LOCAL 120VAC RECEPT, (1) LOCAL 120VAC UPS RECEPT	SINGLE GANG
[Symbol]	VIDEO MOTION DETECTION COMPUTER	IDC	(1) WP 54568, (1) BELDEN 9463, (1) LOCAL 120VAC RECEPT, (1) LOCAL 120VAC UPS RECEPT	SINGLE GANG
[Symbol]	EMERGENCY CALL	IDC	(1) WP A0224, (1) WP A03244, (1) LOCAL 120VAC	PEDESTAL BY IDC
[Symbol]	PHOTO CELL	EC	(1) WP 224, (1) LOCAL POWER	BY EC
[Symbol]	STUN FENCE INTERFACE	IDC	(1) WP 92359, (1) LOCAL 120VAC	ENCLOSURE BY STUN FENCE PROVIDER

\*\*NOTE ALL SECURITY EQUIPMENT IN ROOM D101 TO HAVE UPS RECEPTACLE

NOTES:  
1. ALL DEVICES ON THIS FLOOR PLAN HOME RUN TO SEC1.

REVISIONS / APPROVED FOR CONTENT ONLY  
AUG 17 2001  
BY 212-1700-0  
WALLENBERG ALDRICH

TITLE: FLOOR PLAN

JOB #: \_\_\_\_\_ DATE: \_\_\_\_\_

DESIGN: \_\_\_\_\_

SOFTWARE: \_\_\_\_\_

PROJECT MANAGER: \_\_\_\_\_


NO.	DESCRIPTION	BY/DATE
1		
2		
3		
4		
5		
6		

FILENAME: YPSI030-21.DWG  
DWG NO. ES030.21

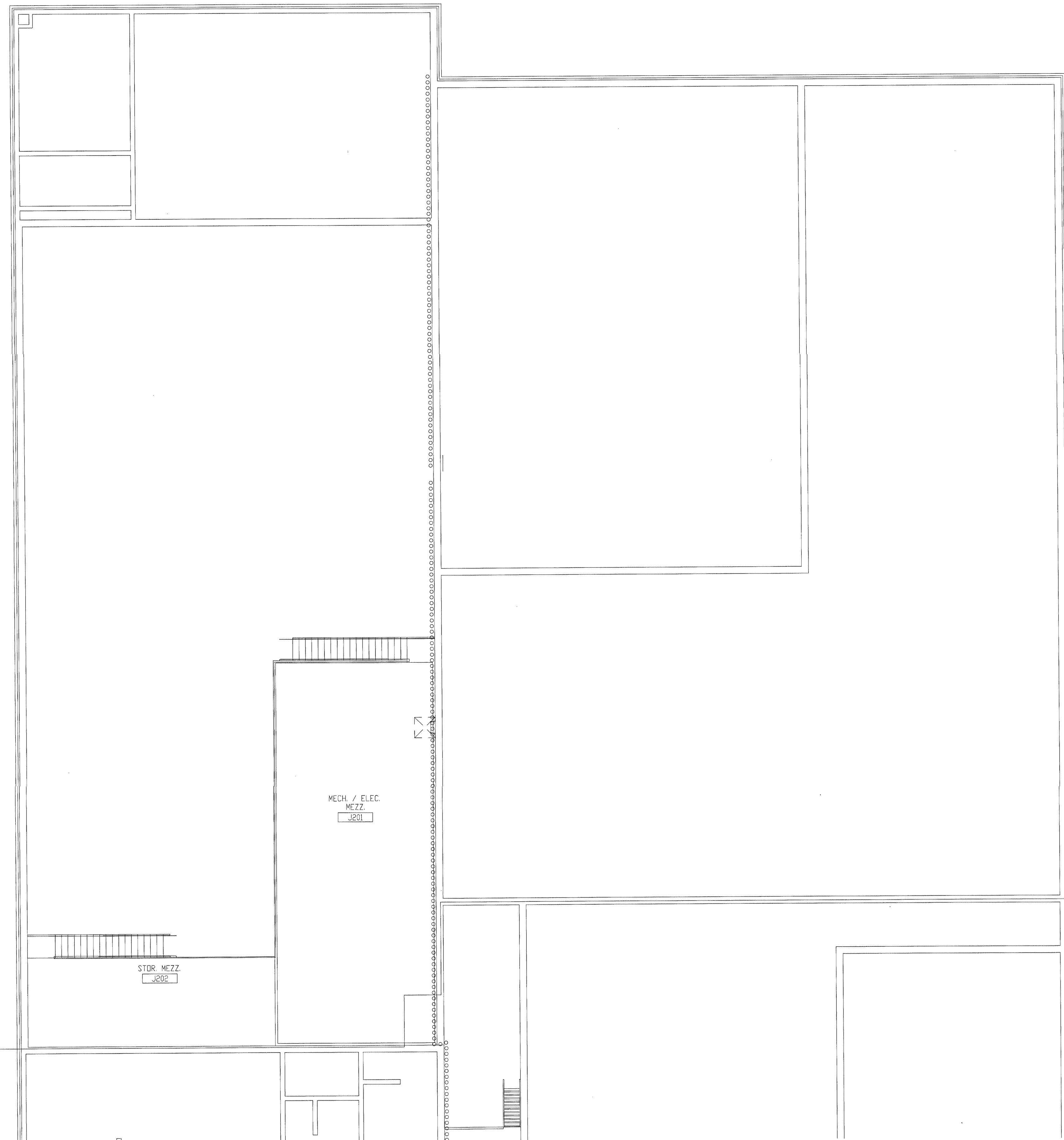


and shall not be transmitted, copied, or used for purposes other than that for which it was intended.

8001 East 196th Street  
Noblesville, Indiana 46060  
Phone: (317) 776-3500 Fax: (317) 776-3510  
www.integrator.com



© COPYRIGHT 2001, integrator.com, Inc.



NOTES:  
1. THERE ARE NO SECURITY DEVICES IN THIS AREA.

SEE SHEET D1.2J  
SEE SHEET D1.2H

SEE SHEET D1.2J  
SEE SHEET D1.2H

TITLE	
FLOOR PLAN	
JOB #:	DATE:
DESIGN:	
SOFTWARE:	
PROJECT MANAGER:	
REVISIONS	
DESCRIPTION	BY/DATE
1	
2	
3	
4	
5	
6	
FILENAME: YPSIO30-22.DWG	
DWG NO.	
ES030.22	

REVISIONS / REVISIONS  
FOR COMMENTS ONLY  
AUG 17 2001  
BY 22-17000-0  
WALTERGE ALDRICH

SECOND FLOOR PLAN AREA "J"



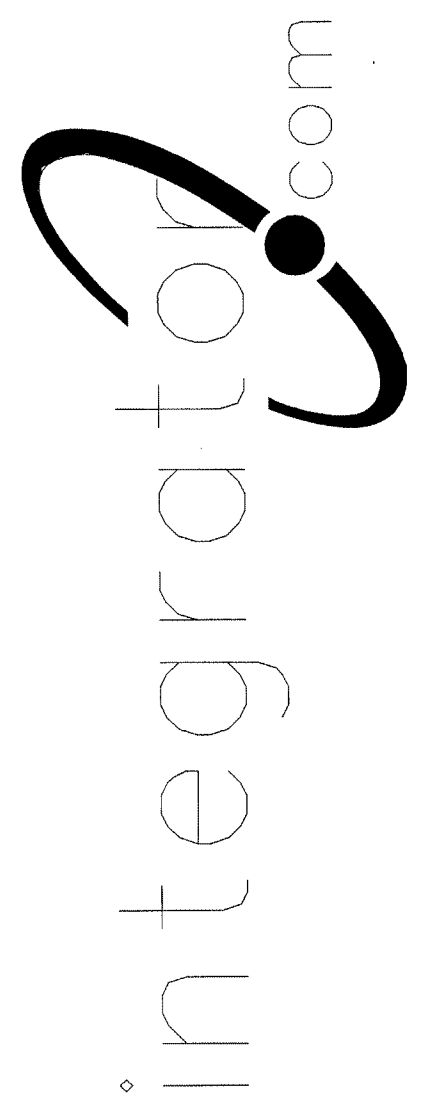
The information hereon is the property of integrator.com and shall not be transmitted, copied, or used for purposes other than that for which it was intended.

8001 East 196th Street  
Noblesville, Indiana 46060

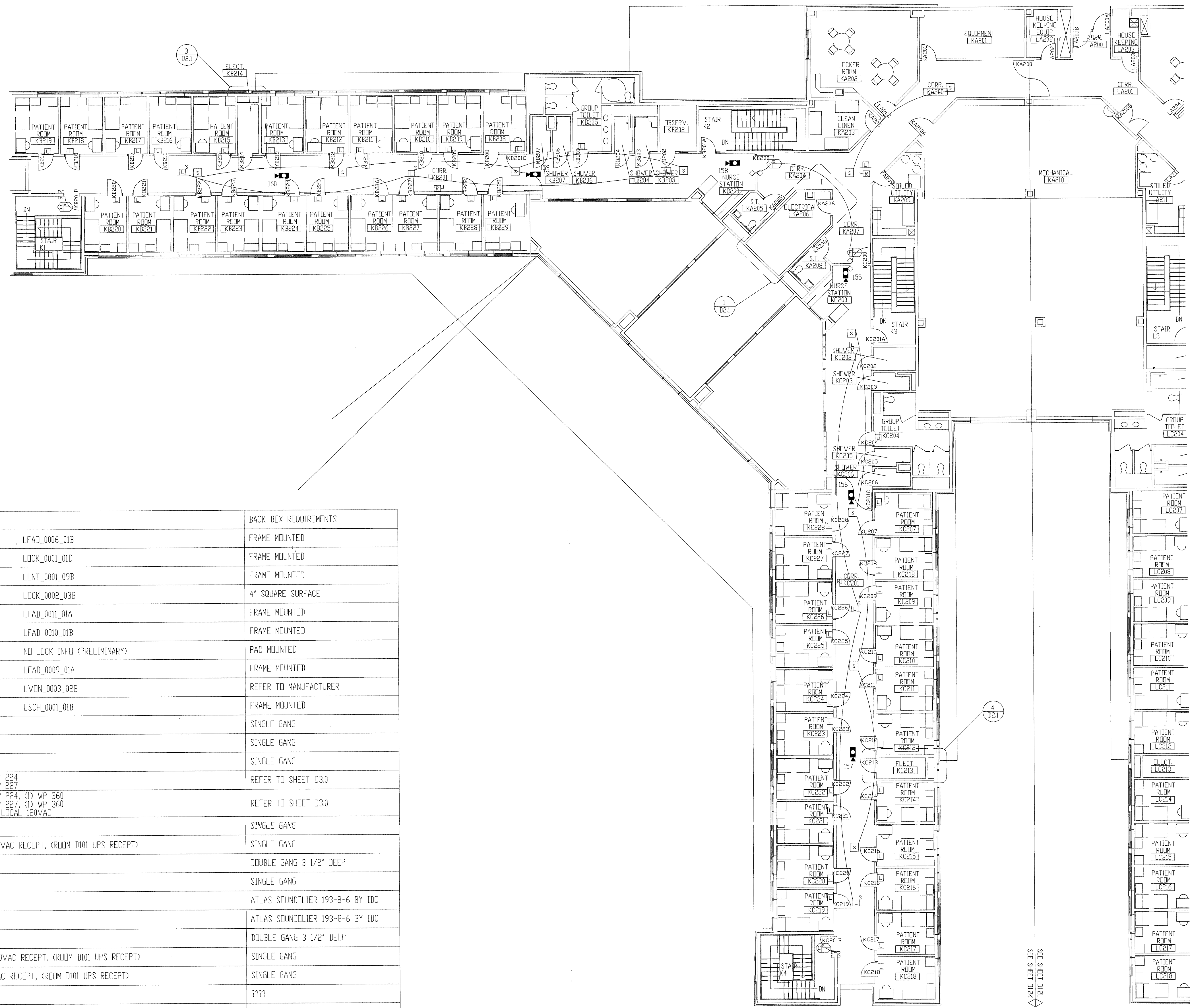


Phone: (317) 776-3500 Fax: (317) 776-3510

www.integrator.com



© COPYRIGHT 2001, integrator.com, Inc.



- NOTES:  
 1. ALL DEVICES ON THIS FLOOR PLAN HOME RUN TO SEC2.  
 2. ALL CCTV EQUIPMENT HOME RUN TO SEC1.

SYMBOL	DESCRIPTION	BY	WIRING REQUIREMENTS	BACK BOX REQUIREMENTS
⌘	120 SERIES ELECTRO-MECHANICAL LOCK	DIV 11	LOCK.....(3) #14 THHN DPS/LSS.....(3) #18 THHN	LFAD_0005_01B FRAME MOUNTED
⌘	MONITORED ONLY DOOR	DIV 8	LOCK.....N/A DPS/LSS.....(2) #14 THHN	LOCK_0001_01D FRAME MOUNTED
⌘	ELECTRO-MAGNETIC LOCK (2" JAMB)	DIV 9	LOCK.....(3) #14 THHN DPS/LSS.....(3) #18 THHN	LLNT_0001_09B FRAME MOUNTED
⌘	OVERHEAD DOOR OPERATOR	DIV 8	LOCK.....(6) #14 THHN DPS/LSS.....(2) #18 THHN	LOCK_0002_03B 4" SQUARE SURFACE
⌘	ELECTRO-MECHANICAL SLIDER OPERATOR	DIV 8	LOCK.....(4) #14 THHN DPS/LSS.....(2) #18 THHN	LFAD_0011_01A FRAME MOUNTED
⌘	2" JAMB MOUNTED MOTOR LOCK	DIV 8	LOCK.....(4) #14 THHN DPS/LSS.....(3) #18 THHN	LFAD_0010_01B FRAME MOUNTED
⌘	SLIDING VEHICLE GATE OPERATOR	DIV 8	LOCK.....(6) #12 THWN DPS/LSS.....(2) #14 THWN	NO LOCK INF0 (PRELIMINARY) PAD MOUNTED
⌘	120 SERIES MOTOR LOCK (7" JAMB)	DIV 8	LOCK.....(4) #14 THHN DPS/LSS.....(3) #18 THHN	LFAD_0009_01A FRAME MOUNTED
⌘	AUTOMATIC OPERATOR	DIV 8	LOCK.....(2) #14 THHN DPS/LSS.....(2) #18 THHN	LVDN_0003_02B REFER TO MANUFACTURER
⌘	ELECTRICALLY OPERATED MORTISE LOCK	DIV 8	LOCK.....(3) #14 THHN DPS/LSS.....(3) #18 THHN	LSCH_0001_01B FRAME MOUNTED
⌘	DOOR RELEASE PUSHBUTTON SWITCH	IDC	(1) WP 224	SINGLE GANG
⌘	DURESS ALARM PUSHBUTTON	IDC	(1) WP 224	SINGLE GANG
⌘	PANIC ALARM PUSHBUTTON	IDC	(1) WP 224	SINGLE GANG
⌘	CLOSED CIRCUIT TELEVISION CAMERA	IDC	INTERIOR.....(1) WP 815, (1) WP 224 EXTERIOR.....(1) WP 815, (1) WP 227	REFER TO SHEET D30
⌘	PAN/TILT/ZOOM CLOSED CIRCUIT TELEVISION CAMERA	IDC	INTERIOR.....(1) WP 815, (1) WP 224, (1) WP 360 EXTERIOR.....(1) WP 815, (1) WP 227, (1) WP 360 EXT.POLE.....(1) WP 92359, (1) LOCAL 120VAC	REFER TO SHEET D30
⌘	FUTURE CAMERA	N/A	N/A	SINGLE GANG
⌘	CLOSED CIRCUIT TELEVISION CONTROLLER LOCATION	IDC	(1) WP 54568, (1) LOCAL 120VAC RECEPT, (ROOM D101 UPS RECEIPT)	SINGLE GANG
⌘	INTERCOM WALL STATION	IDC	(1) WP 359	DOUBLE GANG 3 1/2" DEEP
⌘	INTERCOM MASTER STATION	IDC	(1) WP 441	SINGLE GANG
⌘	CEILING SPEAKER	IDC	(1) WP 293 PER ZONE	ATLAS SOUNDCLIER 193-8-6 BY IDC
⌘	WALL MOUNTED SPEAKER	IDC	(1) WP 293 PER ZONE	ATLAS SOUNDCLIER 193-8-6 BY IDC
⌘	VISITATION BOOTH INTERCOM STATION	IDC	(1) WP 293 PER PAIR	DOUBLE GANG 3 1/2" DEEP
⌘	TOUCH SCREEN CONTROL STATION	IDC	(1) WP 54568, (2) LOCAL 120VAC RECEPT, (ROOM D101 UPS RECEIPT)	SINGLE GANG
⌘	CCTV MONITOR LOCATION	IDC	(1) WP 815, (1) LOCAL 120VAC RECEPT, (ROOM D101 UPS RECEIPT)	SINGLE GANG
⌘	TALK-THRU COMMUNICATOR	IDC	????	????
⌘	PROXIMITY CARD READER	IDC	(1) WP 54568, (1) WP 224	SINGLE GANG
⌘	DURESS LOCATOR	IDC	(1) WP 224	DOUBLE GANG 3 1/2" DEEP
⌘	DURESS RECEIVER	IDC	(1) WP 440, (1) LOCAL 120VAC RECEPT	SINGLE GANG ABOVE CEILING
⌘	SLAVE DURESS LOCATOR	IDC	(1) WP 234 TO DURESS LOCATOR OR NEXT SLAVE	DOUBLE GANG 3 1/2" DEEP
⌘	DURESS LAMP	IDC	(1) WP 224	DOUBLE GANG 3 1/2" DEEP
⌘	INFORMER, GATEKEEPER COMPUTER	IDC	(1) WP 54568, (1) BELDEN 9463, (3) LOCAL 120VAC RECEPT	SINGLE GANG
⌘	ACCESS COMPUTER	IDC		
⌘	DURESS, DVRS COMPUTER	IDC	(1) WP 54568, (1) WP 440, (2) LOCAL 120VAC RECEPT	SINGLE GANG
⌘	VIDEO MOTION DETECTION COMPUTER	IDC	(1) WP 54568, (1) BELDEN 9463, (1) LOCAL 120VAC RECEPT, (1) LOCAL 120VAC UPS RECEIPT	SINGLE GANG
⌘	EMERGENCY CALL	IDC	(1) WP A0224, (1) WP A03244, (1) LOCAL 120VAC	PEDESTAL BY IDC
⌘	PHOTO CELL	EC	(1) WP 224, (1) LOCAL POWER	BY EC
⌘	STUN FENCE INTERFACE	IDC	(1) WP 92359, (1) LOCAL 120VAC	ENCLOSURE BY STUN FENCE PROVIDER

\*\*NOTE ALL SECURITY EQUIPMENT IN ROOM D101 TO HAVE UPS RECEPTACLE

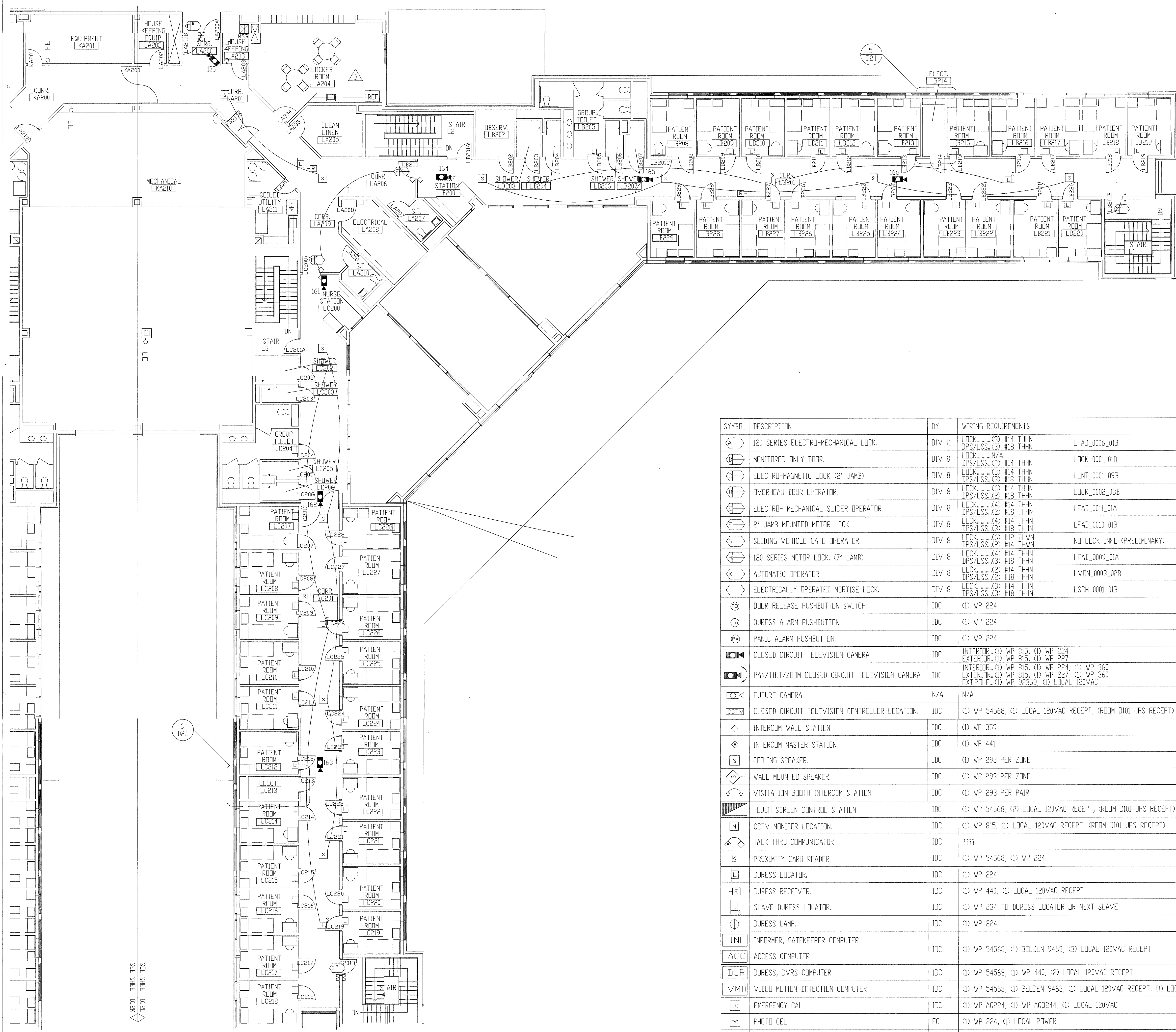
ISSUED FOR REFERENCE ONLY

REVISIONS / COMMENTS FOR DOCUMENT ONLY  
 AUG 17 2001  
 BY 212 -1700-0  
 WILDERIDGE ADMIN

TITLE	
FLOOR PLAN	
JOB #:	DATE:
DESIGN:	
SOFTWARE:	
PROJECT MANAGER:	
REVISIONS	
DESCRIPTION	BY DATE
FILENAME: YPSIO30-23.DWG	
DWG NO. ES030.23	

SECOND FLOOR PLAN AREA "K"



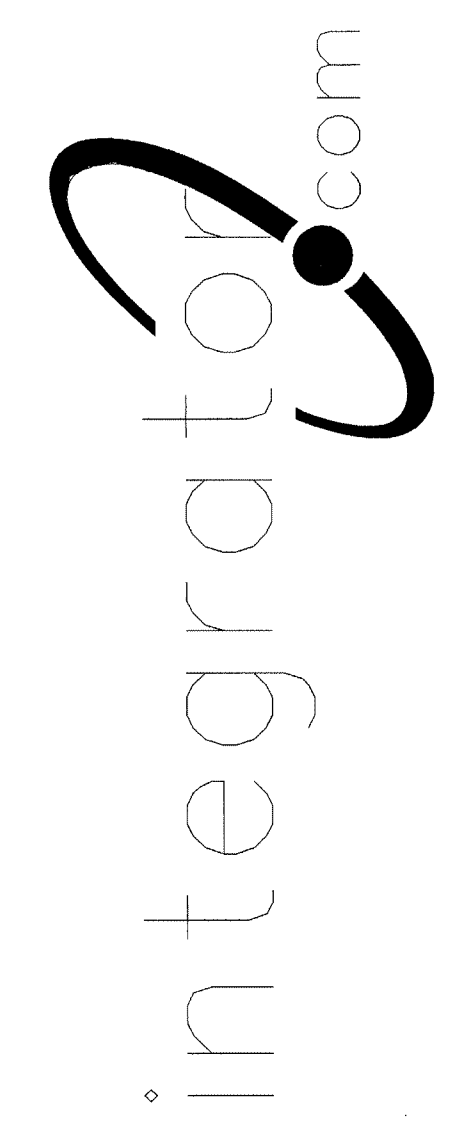


- NOTES:
1. ALL DEVICES ON THIS FLOOR PLAN HOME RUN TO SEC2.
  2. ALL CCTV EQUIPMENT HOME RUN SO SEC1.

ISSUED FOR REFERENCE ONLY

The information hereon is the property of integrator.com and shall not be transmitted, copied, or used for purposes other than that for which it was intended.

8001 East 196th Street  
Noblesville, Indiana 46011  
Phone: (317) 776-3500 Fax: (317) 776-3510  
www.integrator.com



© COPYRIGHT 2001. integrator.com, Inc.

SYMBOL	DESCRIPTION	BY	WIRING REQUIREMENTS	BACK BDX REQUIREMENTS	
(A)	120 SERIES ELECTRO-MECHANICAL LOCK.	DIV 11	LOCK.....(3) #14 THHN DPS/LSS.....(3) #18 THHN	LFAD_0006_01B	FRAME MOUNTED
(B)	MONITORED ONLY DOOR.	DIV 8	LOCK.....N/A DPS/LSS.....(2) #14 THHN	LOCK_0001_01D	FRAME MOUNTED
(C)	ELECTRO-MAGNETIC LOCK (2" JAMB)	DIV 8	LOCK.....(3) #14 THHN DPS/LSS.....(3) #18 THHN	LLNT_0001_09B	FRAME MOUNTED
(D)	OVERHEAD DOOR OPERATOR.	DIV 8	LOCK.....(6) #14 THHN DPS/LSS.....(2) #18 THHN	LOCK_0002_03B	4" SQUARE SURFACE
(E)	ELECTRO- MECHANICAL SLIDER OPERATOR.	DIV 8	LOCK.....(4) #14 THHN DPS/LSS.....(2) #18 THHN	LFAD_0011_01A	FRAME MOUNTED
(F)	2" JAMB MOUNTED MOTOR LOCK	DIV 8	LOCK.....(4) #14 THHN DPS/LSS.....(3) #18 THHN	LFAD_0010_01B	FRAME MOUNTED
(G)	SLIDING VEHICLE GATE OPERATOR.	DIV 8	LOCK.....(6) #12 THWN DPS/LSS.....(2) #14 THWN	NO LOCK INFO (PRELIMINARY)	PAD MOUNTED
(H)	120 SERIES MOTOR LOCK. (7" JAMB)	DIV 8	LOCK.....(4) #14 THHN DPS/LSS.....(3) #18 THHN	LFAD_0009_01A	FRAME MOUNTED
(I)	AUTOMATIC OPERATOR	DIV 8	LOCK.....(2) #14 THHN DPS/LSS.....(2) #18 THHN	LVDN_0003_02B	REFER TO MANUFACTURER
(J)	ELECTRICALLY OPERATED MORTISE LOCK.	DIV 8	LOCK.....(3) #14 THHN DPS/LSS.....(3) #18 THHN	LSCH_0001_01B	FRAME MOUNTED
(K)	DOOR RELEASE PUSHBUTTON SWITCH.	IDC	(1) WP 224		SINGLE GANG
(L)	DURESS ALARM PUSHBUTTON.	IDC	(1) WP 224		SINGLE GANG
(M)	PANIC ALARM PUSHBUTTON.	IDC	(1) WP 224		SINGLE GANG
(N)	CLOSED CIRCUIT TELEVISION CAMERA.	IDC	INTERIOR.....(1) WP 815, (1) WP 224 EXTERIOR.....(1) WP 815, (1) WP 227		REFER TO SHEET D30
(O)	PAN/TILT/ZOOM CLOSED CIRCUIT TELEVISION CAMERA.	IDC	INTERIOR.....(1) WP 815, (1) WP 224, (1) WP 360 EXTERIOR.....(1) WP 815, (1) WP 227, (1) WP 360 EXT.POLE.....(1) WP 92359, (1) LOCAL 120VAC		REFER TO SHEET D30
(P)	FUTURE CAMERA.	N/A	N/A		SINGLE GANG
(Q)	CLOSED CIRCUIT TELEVISION CONTROLLER LOCATION.	IDC	(1) WP 54568, (1) LOCAL 120VAC RECEPT, (ROOM D101 UPS RECEPT)		SINGLE GANG
(R)	INTERCOM WALL STATION.	IDC	(1) WP 359		DOUBLE GANG 3 1/2" DEEP
(S)	INTERCOM MASTER STATION.	IDC	(1) WP 441		SINGLE GANG
(T)	CEILING SPEAKER.	IDC	(1) WP 293 PER ZONE		ATLAS SOUNDOLIER 193-8-6 BY IDC
(U)	WALL MOUNTED SPEAKER.	IDC	(1) WP 293 PER ZONE		ATLAS SOUNDOLIER 193-8-6 BY IDC
(V)	VISITATION BOOTH INTERCOM STATION.	IDC	(1) WP 293 PER PAIR		DOUBLE GANG 3 1/2" DEEP
(W)	TOUCH SCREEN CONTROL STATION.	IDC	(1) WP 54568, (2) LOCAL 120VAC RECEPT, (ROOM D101 UPS RECEPT)		SINGLE GANG
(X)	CCTV MONITOR LOCATION.	IDC	(1) WP 815, (1) LOCAL 120VAC RECEPT, (ROOM D101 UPS RECEPT)		SINGLE GANG
(Y)	TALK-THRU COMMUNICATOR	IDC	????		????
(Z)	PROXIMITY CARD READER.	IDC	(1) WP 54568, (1) WP 224		SINGLE GANG
(AA)	DURESS LOCATOR.	IDC	(1) WP 224		DOUBLE GANG 3 1/2" DEEP
(AB)	DURESS RECEIVER.	IDC	(1) WP 440, (1) LOCAL 120VAC RECEPT		SINGLE GANG ABOVE CEILING
(AC)	SLAVE DURESS LOCATOR.	IDC	(1) WP 234 TO DURESS LOCATOR OR NEXT SLAVE		DOUBLE GANG 3 1/2" DEEP
(AD)	DURESS LAMP.	IDC	(1) WP 224		DOUBLE GANG 3 1/2" DEEP
(AE)	INFORMER, GATEKEEPER COMPUTER	IDC	(1) WP 54568, (1) BELDEN 9463, (3) LOCAL 120VAC RECEPT		SINGLE GANG
(AF)	ACCESS COMPUTER	IDC	(1) WP 54568, (1) WP 440, (2) LOCAL 120VAC RECEPT		SINGLE GANG
(AG)	DURESS, DVRS COMPUTER	IDC	(1) WP 54568, (1) WP 440, (2) LOCAL 120VAC RECEPT		SINGLE GANG
(AH)	VIDEO MOTION DETECTION COMPUTER	IDC	(1) WP 54568, (1) BELDEN 9463, (1) LOCAL 120VAC RECEPT, (1) LOCAL 120VAC UPS RECEPT		SINGLE GANG
(AI)	EMERGENCY CALL	IDC	(1) WP A0224, (1) WP A03244, (1) LOCAL 120VAC		PEDESTAL BY IDC
(AJ)	PHOTO CELL	EC	(1) WP 224, (1) LOCAL POWER		BY EC
(AK)	STUN FENCE INTERFACE	IDC	(1) WP 92359, (1) LOCAL 120VAC		ENCLOSURE BY STUN FENCE PROVIDER

\*\*NOTE ALL SECURITY EQUIPMENT IN ROOM D101 TO HAVE UPS RECEPTACLE

SECOND FLOOR PLAN AREA "L"

TITLE: FLOOR PLAN

JOB #: \_\_\_\_\_ DATE: \_\_\_\_\_

DESIGN: \_\_\_\_\_

SOFTWARE: \_\_\_\_\_

PROJECT MANAGER: \_\_\_\_\_

REVISIONS	
DESCRIPTION	BY/DATE
1	
2	
3	
4	
5	
6	

FILENAME: YPSIO30-24.DWG

DWG NO. ES030.24



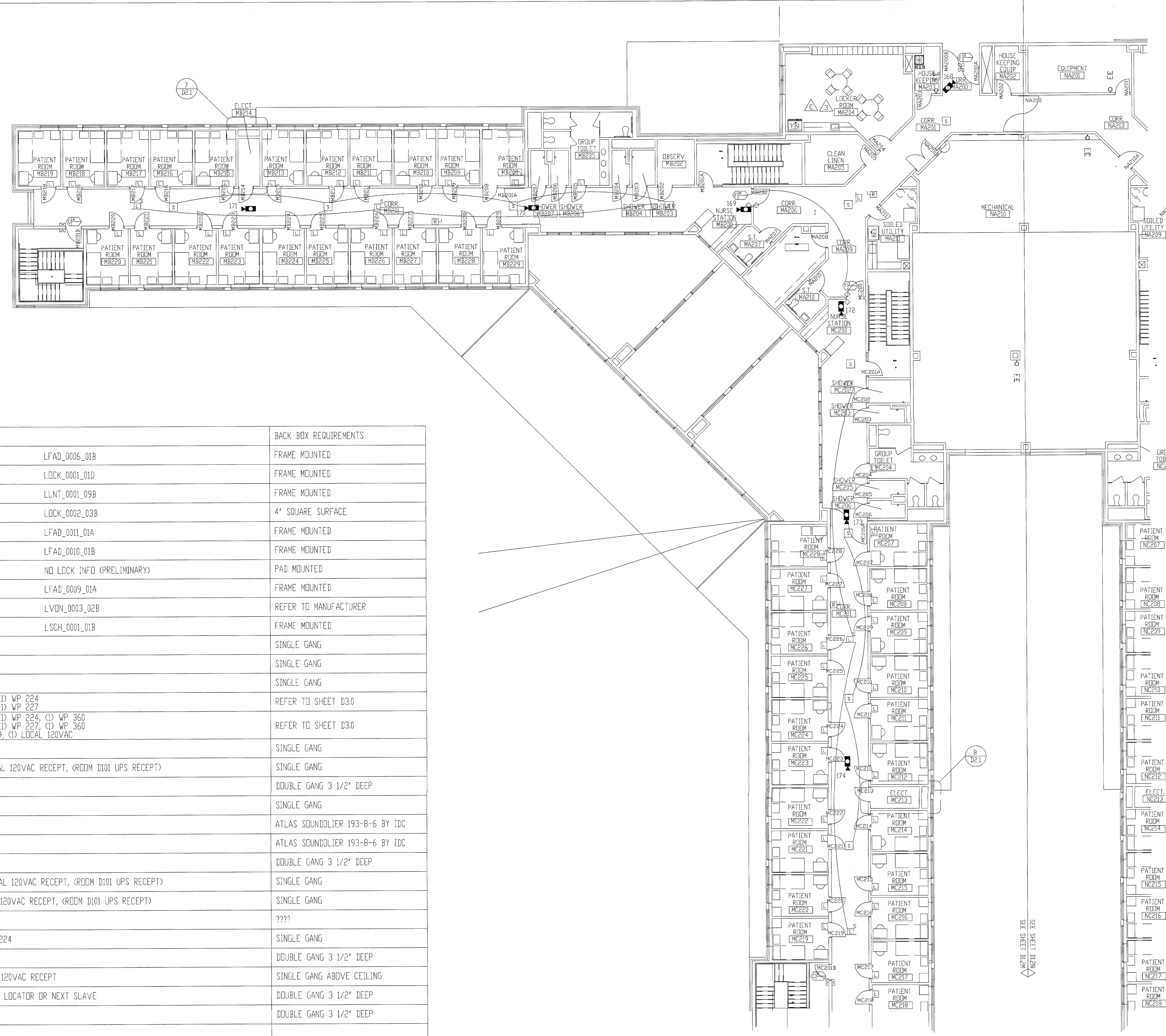
The information hereon is the property of integrator.com and shall not be transmitted, copied, or used for purposes other than that for which it was intended.

8001 East 196th Street  
Noblesville, Indiana 46060  
Phone: (317) 776-3500 Fax: (317) 776-3510  
www.integrator.com



integrator.com

© COPYRIGHT 2001, integrator.com, Inc.



- NOTES:
1. ALL DEVICES ON THIS FLOOR PLAN HOME RUN TO SEC3.
  2. ALL CCTV EQUIPMENT HOME RUN TO SEC1.

SYMBOL	DESCRIPTION	BY	WIRING REQUIREMENTS	BACK BOX REQUIREMENTS
(A)	120 SERIES ELECTRO-MECHANICAL LOCK.	DIV 11	LOCK.....(3) #14 THHN DPS/LSS...(3) #18 THHN	LFAD_0006_01B FRAME MOUNTED
(B)	MONITORED ONLY DOOR.	DIV 8	LOCK.....N/A DPS/LSS...(2) #14 THHN	LOCK_0001_01D FRAME MOUNTED
(C)	ELECTRO-MAGNETIC LOCK (2" JAMB)	DIV 8	LOCK.....(3) #14 THHN DPS/LSS...(3) #18 THHN	LLNT_0001_09B FRAME MOUNTED
(D)	OVERHEAD DOOR OPERATOR.	DIV 8	LOCK.....(6) #14 THHN DPS/LSS...(2) #18 THHN	LOCK_0002_03B 4" SQUARE SURFACE
(E)	ELECTRO-MECHANICAL SLIDER OPERATOR.	DIV 8	LOCK.....(4) #14 THHN DPS/LSS...(2) #18 THHN	LFAD_0011_01A FRAME MOUNTED
(F)	2" JAMB MOUNTED MOTOR LOCK	DIV 8	LOCK.....(4) #14 THHN DPS/LSS...(3) #18 THHN	LFAD_0010_01B FRAME MOUNTED
(G)	SLIDING VEHICLE GATE OPERATOR.	DIV 8	LOCK.....(6) #12 THWN DPS/LSS...(2) #14 THWN	NO LOCK INFO (PRELIMINARY) PAD MOUNTED
(H)	120 SERIES MOTOR LOCK. (7" JAMB)	DIV 8	LOCK.....(4) #14 THHN DPS/LSS...(3) #18 THHN	LFAD_0009_01A FRAME MOUNTED
(I)	AUTOMATIC OPERATOR	DIV 8	LOCK.....(2) #14 THHN DPS/LSS...(2) #18 THHN	LVDN_0003_02B REFER TO MANUFACTURER
(J)	ELECTRICALLY OPERATED MORTISE LOCK.	DIV 8	LOCK.....(3) #14 THHN DPS/LSS...(3) #18 THHN	LSCH_0001_01B FRAME MOUNTED
(K)	DOOR RELEASE PUSHBUTTON SWITCH.	IDC	(1) WP 224	SINGLE GANG
(L)	DURESS ALARM PUSHBUTTON.	IDC	(1) WP 224	SINGLE GANG
(M)	PANIC ALARM PUSHBUTTON.	IDC	(1) WP 224	SINGLE GANG
(N)	CLOSED CIRCUIT TELEVISION CAMERA.	IDC	INTERIOR.....(1) WP 815, (1) WP 224 EXTERIOR.....(1) WP 815, (1) WP 227	REFER TO SHEET D3.0
(O)	PAN/TILT/ZOOM CLOSED CIRCUIT TELEVISION CAMERA.	IDC	INTERIOR.....(1) WP 815, (1) WP 224, (1) WP 360 EXTERIOR.....(1) WP 815, (1) WP 227, (1) WP 360 EXT.POLE.....(1) WP 92359, (1) LOCAL 120VAC	REFER TO SHEET D3.0
(P)	FUTURE CAMERA.	N/A	N/A	SINGLE GANG
(Q)	CLOSED CIRCUIT TELEVISION CONTROLLER LOCATION.	IDC	(1) WP 54568, (1) LOCAL 120VAC RECEPT, (ROOM D101 UPS RECEPT)	SINGLE GANG
(R)	INTERCOM WALL STATION.	IDC	(1) WP 359	DOUBLE GANG 3 1/2" DEEP
(S)	INTERCOM MASTER STATION.	IDC	(1) WP 441	SINGLE GANG
(T)	CEILING SPEAKER.	IDC	(1) WP 293 PER ZONE	ATLAS SOUNDLIER 193-8-6 BY IDC
(U)	WALL MOUNTED SPEAKER.	IDC	(1) WP 293 PER ZONE	ATLAS SOUNDLIER 193-8-6 BY IDC
(V)	VISITATION BOOTH INTERCOM STATION.	IDC	(1) WP 293 PER PAIR	DOUBLE GANG 3 1/2" DEEP
(W)	TOUCH SCREEN CONTROL STATION.	IDC	(1) WP 54568, (2) LOCAL 120VAC RECEPT, (ROOM D101 UPS RECEPT)	SINGLE GANG
(X)	CCTV MONITOR LOCATION.	IDC	(1) WP 815, (1) LOCAL 120VAC RECEPT, (ROOM D101 UPS RECEPT)	SINGLE GANG
(Y)	TALK-THRU COMMUNICATOR	IDC	????	????
(Z)	PROXIMITY CARD READER.	IDC	(1) WP 54568, (1) WP 224	SINGLE GANG
(AA)	DURESS LOCATOR.	IDC	(1) WP 224	DOUBLE GANG 3 1/2" DEEP
(AB)	DURESS RECEIVER.	IDC	(1) WP 440, (1) LOCAL 120VAC RECEPT	SINGLE GANG ABOVE CEILING
(AC)	SLAVE DURESS LOCATOR.	IDC	(1) WP 234 TO DURESS LOCATOR OR NEXT SLAVE	DOUBLE GANG 3 1/2" DEEP
(AD)	DURESS LAMP.	IDC	(1) WP 224	DOUBLE GANG 3 1/2" DEEP
(AE)	INFORMER, GATEKEEPER COMPUTER	IDC	(1) WP 54568, (1) BELDEN 9463, (3) LOCAL 120VAC RECEPT	SINGLE GANG
(AF)	ACCESS COMPUTER	IDC	(1) WP 54568, (1) WP 440, (2) LOCAL 120VAC RECEPT	SINGLE GANG
(AG)	DURESS, DVRS COMPUTER	IDC	(1) WP 54568, (1) BELDEN 9463, (1) LOCAL 120VAC RECEPT, (1) LOCAL 120VAC UPS RECEPT	SINGLE GANG
(AH)	VIDEO MOTION DETECTION COMPUTER	IDC	(1) WP 54568, (1) WP A03244, (1) LOCAL 120VAC	PEDESTAL BY IDC
(AI)	EMERGENCY CALL	EC	(1) WP 224, (1) LOCAL POWER	BY EC
(AJ)	PHOTO CELL	EC	(1) WP 224, (1) LOCAL POWER	BY EC
(AK)	STUN FENCE INTERFACE	IDC	(1) WP 92359, (1) LOCAL 120VAC	ENCLOSURE BY STUN FENCE PROVIDER

\*\*NOTE ALL SECURITY EQUIPMENT IN ROOM D101 TO HAVE UPS RECEPTACLE

ISSUED FOR REFERENCE ONLY

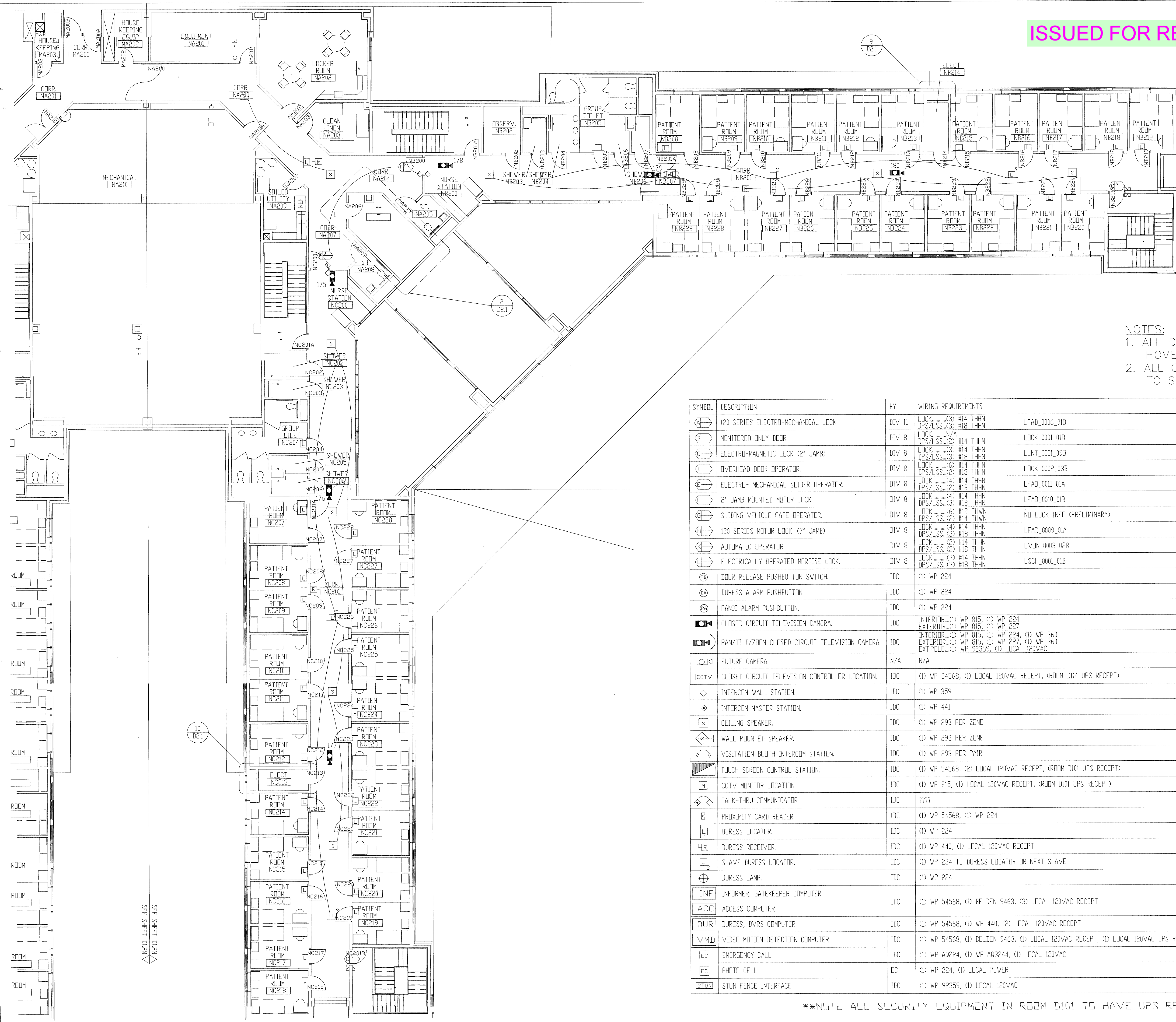
REVISIONS/ISSUED FOR REFERENCE ONLY  
AUG 17 2001  
BY 212-17000-0  
WALDEN/EC

TITLE	
FLOOR PLAN	
JOB #:	DATE:
DESIGN:	
SOFTWARE:	
PROJECT MANAGER:	
REVISIONS	
DESCRIPTION	BY DATE
1	
2	
3	
4	
5	
6	
FILENAME: YPSIO30-25.DWG	
DWG NO.	
ES030.25	

SECOND FLOOR PLAN AREA "M"



ISSUED FOR REFERENCE ONLY



- NOTES:
1. ALL DEVICES ON THIS FLOOR PLAN HOME RUN TO SEC3.
  2. ALL CCTV EQUIPMENT HOME RUN TO SEC1.


SYMBOL	DESCRIPTION	BY	WIRING REQUIREMENTS	BACK BOX REQUIREMENTS
(A)	120 SERIES ELECTRO-MECHANICAL LOCK.	DIV 11	LOCK.....(3) #14 THHN DPS/LSS.....(3) #18 THHN	LFAD_0006_01B FRAME MOUNTED
(B)	MONITORED ONLY DOOR.	DIV 8	LOCK.....N/A DPS/LSS.....(2) #14 THHN	LOCK_0001_01D FRAME MOUNTED
(C)	ELECTRO-MAGNETIC LOCK (2" JAMB)	DIV 8	LOCK.....(3) #14 THHN DPS/LSS.....(3) #18 THHN	LLNT_0001_09B FRAME MOUNTED
(D)	OVERHEAD DOOR OPERATOR.	DIV 8	LOCK.....(6) #14 THHN DPS/LSS.....(2) #18 THHN	LOCK_0002_03B 4" SQUARE SURFACE
(E)	ELECTRO-MECHANICAL SLIDER OPERATOR.	DIV 8	LOCK.....(4) #14 THHN DPS/LSS.....(2) #18 THHN	LFAD_0011_01A FRAME MOUNTED
(F)	2" JAMB MOUNTED MOTOR LOCK	DIV 8	LOCK.....(4) #14 THHN DPS/LSS.....(3) #18 THHN	LFAD_0010_01B FRAME MOUNTED
(G)	SLIDING VEHICLE GATE OPERATOR.	DIV 8	LOCK.....(6) #12 THWN DPS/LSS.....(2) #14 THWN	NO LOCK INFO (PRELIMINARY) PAD MOUNTED
(H)	120 SERIES MOTOR LOCK. (7" JAMB)	DIV 8	LOCK.....(4) #14 THHN DPS/LSS.....(3) #18 THHN	LFAD_0009_01A FRAME MOUNTED
(I)	AUTOMATIC OPERATOR	DIV 8	LOCK.....(2) #14 THHN DPS/LSS.....(2) #18 THHN	LVDM_0003_02B REFER TO MANUFACTURER
(J)	ELECTRICALLY OPERATED MORTISE LOCK.	DIV 8	LOCK.....(3) #14 THHN DPS/LSS.....(3) #18 THHN	LSCH_0001_01B FRAME MOUNTED
(K)	DOOR RELEASE PUSHBUTTON SWITCH.	IDC	(1) WP 224	SINGLE GANG
(L)	DURESS ALARM PUSHBUTTON.	IDC	(1) WP 224	SINGLE GANG
(M)	PANIC ALARM PUSHBUTTON.	IDC	(1) WP 224	SINGLE GANG
(N)	CLOSED CIRCUIT TELEVISION CAMERA.	IDC	INTERIOR.....(1) WP 815, (1) WP 224 EXTERIOR.....(1) WP 815, (1) WP 227	REFER TO SHEET D3.0
(O)	PAN/TILT/ZOOM CLOSED CIRCUIT TELEVISION CAMERA.	IDC	INTERIOR.....(1) WP 815, (1) WP 224, (1) WP 360 EXTERIOR.....(1) WP 815, (1) WP 227, (1) WP 360 EXT.POLE.....(1) WP 92359, (1) LOCAL 120VAC	REFER TO SHEET D3.0
(P)	FUTURE CAMERA.	N/A	N/A	SINGLE GANG
(Q)	CLOSED CIRCUIT TELEVISION CONTROLLER LOCATION.	IDC	(1) WP 54568, (1) LOCAL 120VAC RECEPT, (ROOM D101 UPS RECEPT)	SINGLE GANG
(R)	INTERCOM WALL STATION.	IDC	(1) WP 359	DOUBLE GANG 3 1/2" DEEP
(S)	INTERCOM MASTER STATION.	IDC	(1) WP 441	SINGLE GANG
(T)	CEILING SPEAKER.	IDC	(1) WP 293 PER ZONE	ATLAS SOUNDOLIER 193-8-6 BY IDC
(U)	WALL MOUNTED SPEAKER.	IDC	(1) WP 293 PER ZONE	ATLAS SOUNDOLIER 193-8-6 BY IDC
(V)	VISITATION BOOTH INTERCOM STATION.	IDC	(1) WP 293 PER PAIR	DOUBLE GANG 3 1/2" DEEP
(W)	TOUCH SCREEN CONTROL STATION.	IDC	(1) WP 54568, (2) LOCAL 120VAC RECEPT, (ROOM D101 UPS RECEPT)	SINGLE GANG
(X)	CCTV MONITOR LOCATION.	IDC	(1) WP 815, (1) LOCAL 120VAC RECEPT, (ROOM D101 UPS RECEPT)	SINGLE GANG
(Y)	TALK-THRU COMMUNICATOR	IDC	????	????
(Z)	PROXIMITY CARD READER.	IDC	(1) WP 54568, (1) WP 224	SINGLE GANG
(AA)	DURESS LOCATOR.	IDC	(1) WP 224	DOUBLE GANG 3 1/2" DEEP
(AB)	DURESS RECEIVER.	IDC	(1) WP 440, (1) LOCAL 120VAC RECEPT	SINGLE GANG ABOVE CEILING
(AC)	SLAVE DURESS LOCATOR.	IDC	(1) WP 234 TO DURESS LOCATOR OR NEXT SLAVE	DOUBLE GANG 3 1/2" DEEP
(AD)	DURESS LAMP.	IDC	(1) WP 224	DOUBLE GANG 3 1/2" DEEP
(AE)	INFORMER, GATEKEEPER COMPUTER	IDC	(1) WP 54568, (1) BELDEN 9463, (3) LOCAL 120VAC RECEPT	SINGLE GANG
(AF)	ACCESS COMPUTER	IDC	(1) WP 54568, (1) WP 440, (2) LOCAL 120VAC RECEPT	SINGLE GANG
(AG)	DURESS, DVRS COMPUTER	IDC	(1) WP 54568, (1) BELDEN 9463, (1) LOCAL 120VAC RECEPT, (1) LOCAL 120VAC UPS RECEPT	SINGLE GANG
(AH)	VIDEO MOTION DETECTION COMPUTER	IDC	(1) WP 54568, (1) BELDEN 9463, (1) LOCAL 120VAC RECEPT, (1) LOCAL 120VAC UPS RECEPT	SINGLE GANG
(AI)	EMERGENCY CALL	IDC	(1) WP A0224, (1) WP A03244, (1) LOCAL 120VAC	PEDESTAL BY IDC
(AJ)	PHOTO CELL	EC	(1) WP 224, (1) LOCAL POWER	BY EC
(AK)	STUN FENCE INTERFACE	IDC	(1) WP 92359, (1) LOCAL 120VAC	ENCLOSURE BY STUN FENCE PROVIDER By 212-17000-0

\*\*NOTE ALL SECURITY EQUIPMENT IN ROOM D101 TO HAVE UPS RECEPTACLE

SECOND FLOOR PLAN AREA "N"

The information hereon is the property of integrator.com and shall not be transmitted, copied, or used for purposes other than that for which it was intended.

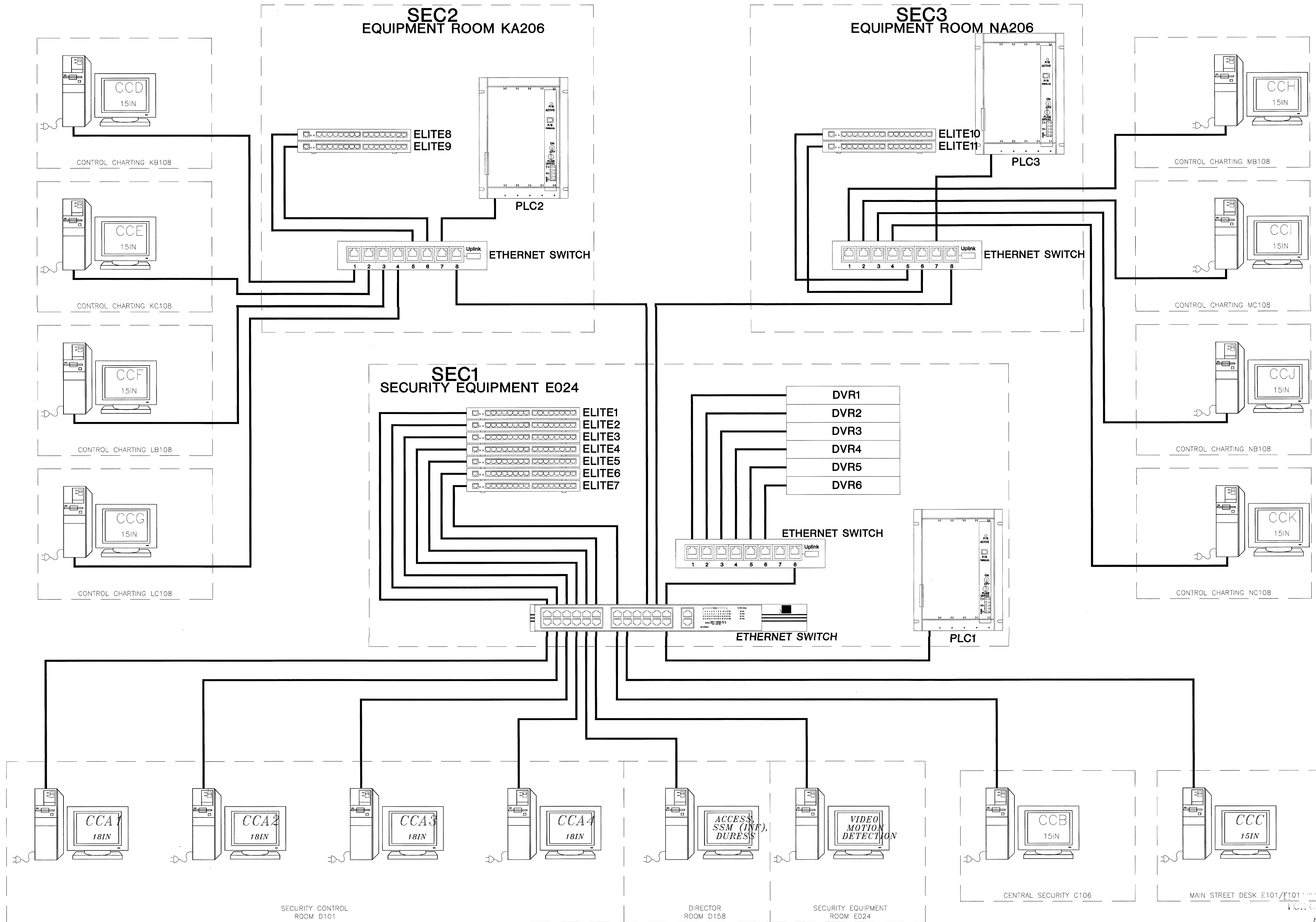

8001 East 196th Street  
Noblesville, Indiana 46060  
Phone: (317) 776-3500 Fax: (317) 776-3510  
www.integrator.com



© COPYRIGHT 2001. integrator.com, Inc.

TITLE		FLOOR PLAN	
JOB #:	DATE:		
DESIGN:			
SOFTWARE:			
PROJECT MANAGER:			
REVISIONS			
DESCRIPTION	BY	DATE	
1			
2			
3			
4			
5			
6			
FILENAME: YPSIO30-26.DWG			
DWG NO. ES030.26			





TITLE  
ETHERNET RISER

JOB #: \_\_\_\_\_ DATE: \_\_\_\_\_  
DESIGN: \_\_\_\_\_  
SOFTWARE: \_\_\_\_\_  
PROJECT MANAGER: \_\_\_\_\_

REVISIONS		
DESCRIPTION	BY	DATE
1		
2		
3		
4		
5		
6		

FOR REVIEW ONLY  
AUG 17 2001  
BY: 212-17000-0  
WALBRIDGE ALDRINGER

FILENAME: YPSI040.0.DWG  
DWG NO.

ES040.0


ETHERNET RISER DIAGRAM



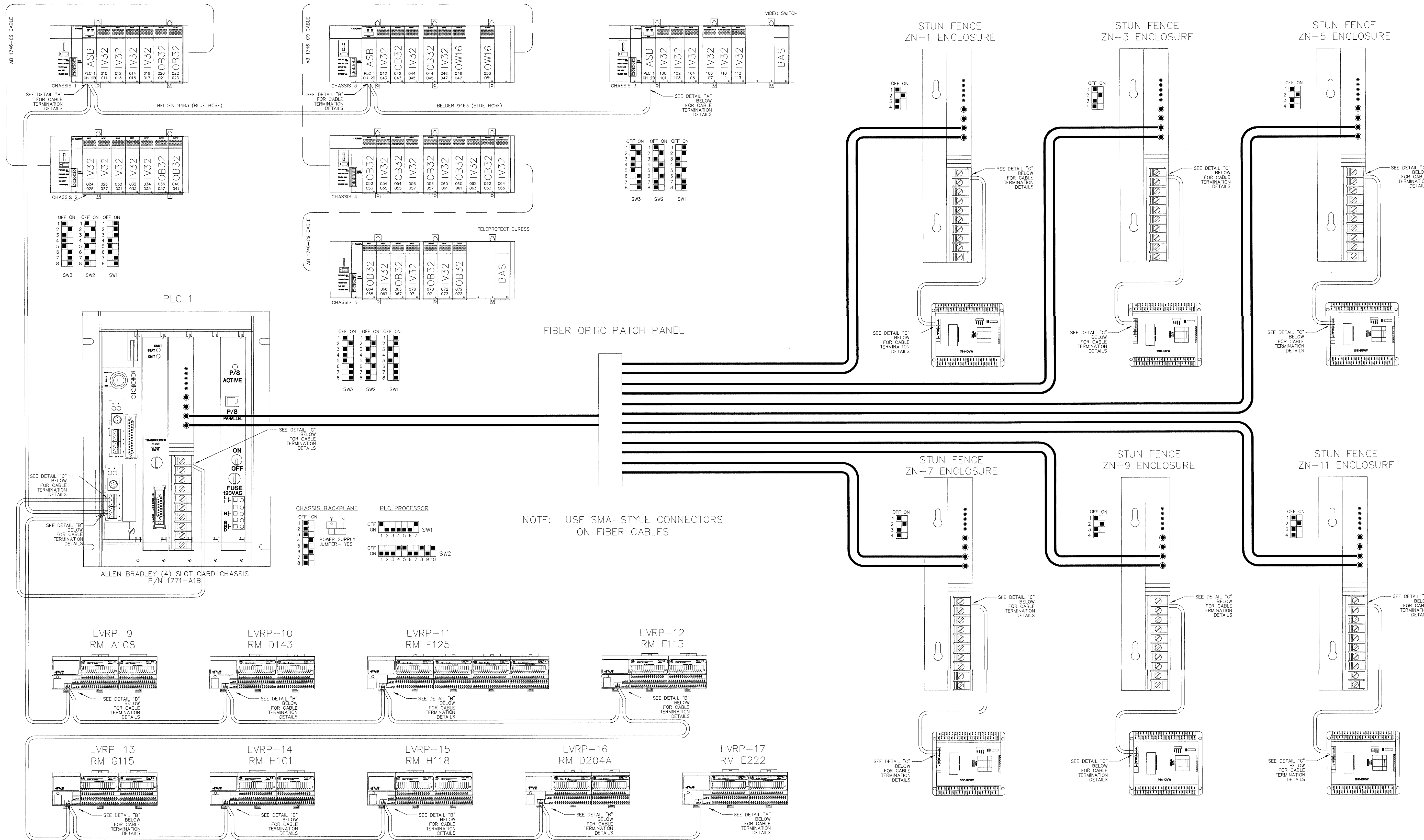
ISSUED FOR REFERENCE ONLY

The information hereon is the property of integrator.com and shall not be transmitted, copied, or used for purposes other than that for which it was intended.

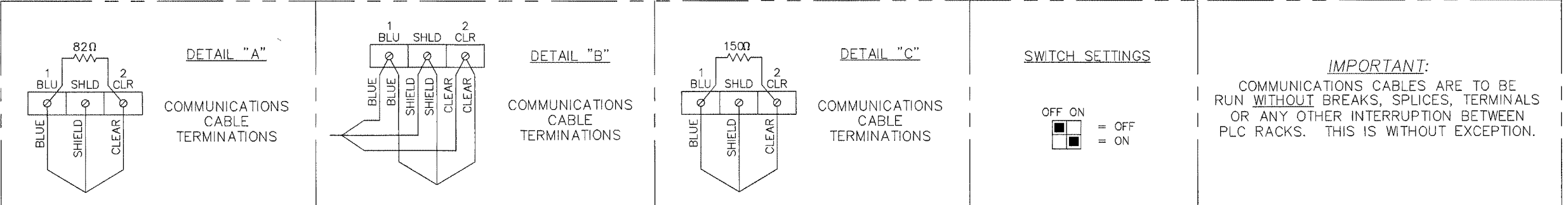
8001 East 196th Street  
Noblesville, Indiana 46060  
Phone: (317) 776-3500 Fax: (317) 776-3510  
www.integrator.com



© COPYRIGHT 2001, integrator.com, inc.



NOTE: USE SMA-STYLE CONNECTORS ON FIBER CABLES

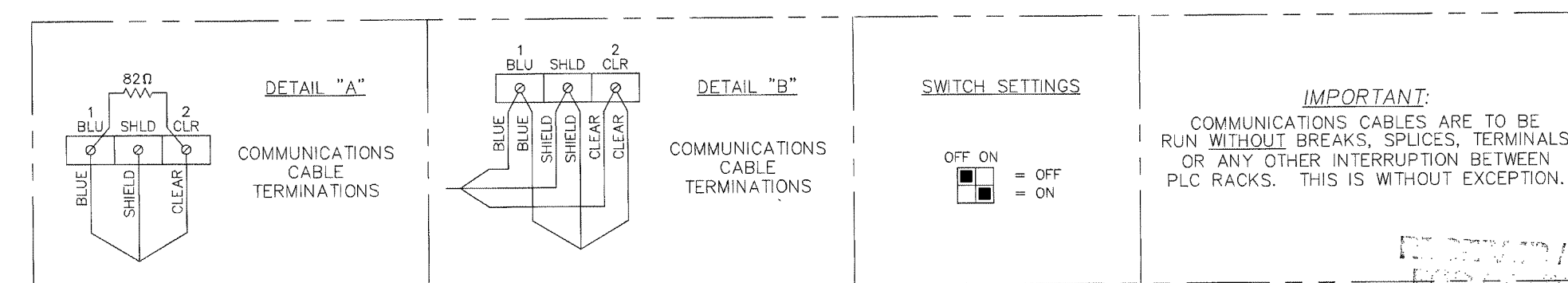



TITLE	
REMOTE I/O RISER	
JOB #:	DATE:
DESIGN:	
SOFTWARE:	
PROJECT MANAGER:	
REVISIONS	
DESCRIPTION	BY/DATE
1	
2	
3	
4	
5	
6	
FILENAME: YPSI050-0.DWG	
DWG NO.	
ES050.0	

SEC1 REMOTE I/O RISER

REVISIONS  
AUG 17 2001  
BY 212-17000-0  
WALBRIDGE





**IMPORTANT:**  
COMMUNICATIONS CABLES ARE TO BE RUN WITHOUT BREAKS, SPLICES, TERMINALS OR ANY OTHER INTERRUPTION BETWEEN PLC RACKS. THIS IS WITHOUT EXCEPTION.


REVISIONS  
AUG 17 2001

BY 212-17000-0  
WALLRIDGE ALPHEM

SEC2 REMOTE I/O RISER

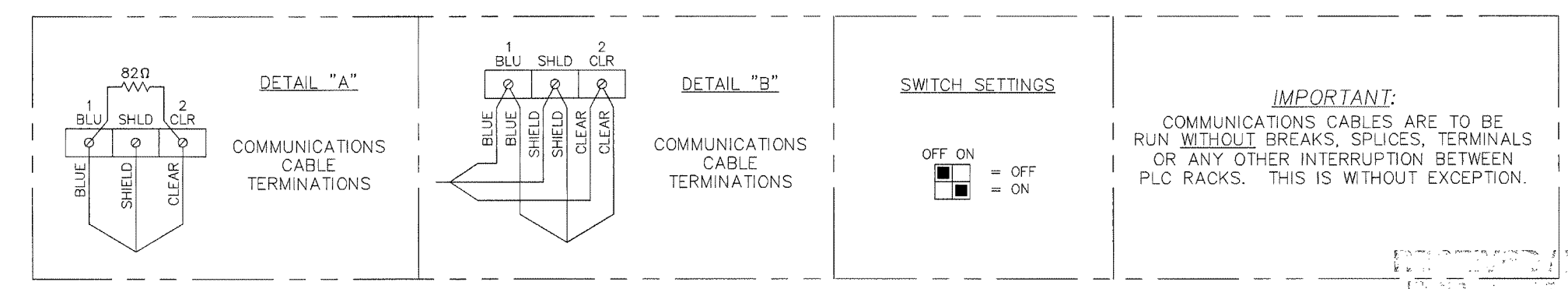
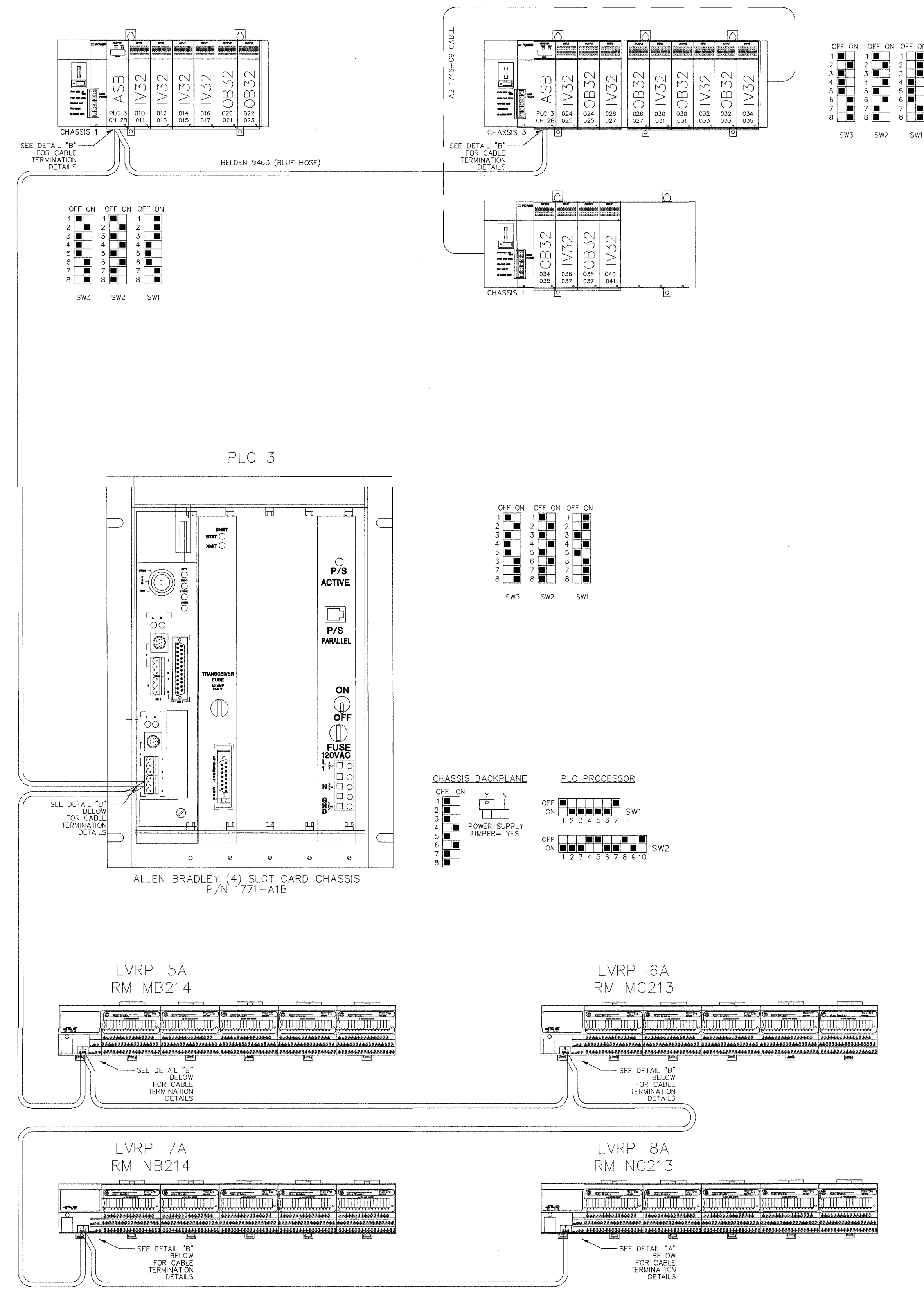
TITLE	
REMOTE I/O RISER	
JOB #:	DATE:
DESIGN:	
SOFTWARE:	
PROJECT MANAGER:	
REVISIONS	
DESCRIPTION	BY/DATE
1	
2	
3	
4	
5	
6	
FILENAME:	YPSIO50-1.DWG
DWG NO.	ES050.1

8001 East 196th Street  
Noblesville, Indiana 46060  
Phone: (317) 776-3500 Fax: (317) 776-3510  
www.integrator.com






The information hereon is the property of integrator.com and shall not be transmitted, copied, or used for purposes other than that for which it was intended.



**IMPORTANT:**  
COMMUNICATIONS CABLES ARE TO BE RUN WITHOUT BREAKS, SPLICES, TERMINALS OR ANY OTHER INTERRUPTION BETWEEN PLC RACKS. THIS IS WITHOUT EXCEPTION.

8001 East 196th Street  
Noblesville, Indiana 46060  
Phone: (317) 776-3500 Fax: (317) 776-3510  
www.integrator.com



© COPYRIGHT 2001, integrator.com, Inc.

TITLE	
REMOTE I/O RISER	
JOB #:	DATE:
DESIGN:	
SOFTWARE:	
PROJECT MANAGER:	
REVISIONS	
DESCRIPTION	BY/DATE
1	
2	
3	
4	
5	
6	

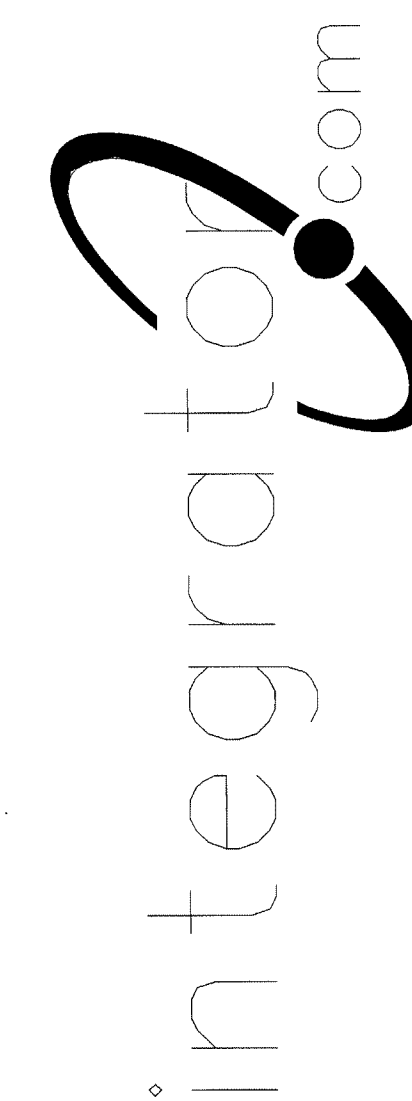
FILENAME: YPSI050-2.DWG  
DWG NO.

ES050.2


REVISIONS  
AUG 17 2001  
BY 212-17600-0  
WALBRIDGE ASSOCIATES



8001 East 196th Street  
Noblesville, Indiana 46060  
Phone: (317) 776-3500 Fax: (317) 776-3510  
www.integrator.com



© COPYRIGHT 2001. integrator.com, Inc.



TITLE

**SEC1 PANEL LAYOUT**

JOB #: DATE:

DESIGN:

SOFTWARE:

PROJECT MANAGER:

REVISIONS		
DESCRIPTION	BY	DATE
1		
2		
3		
4		
5		
6		

FILENAME: YPSI01-0.DWG

DWG NO.

REVISIONS / COMMENTS FOR CONTACTS  
AUG 17 2001  
BY 212-17500-D

SEC1 PANEL LAYOUT

**ES101.0**

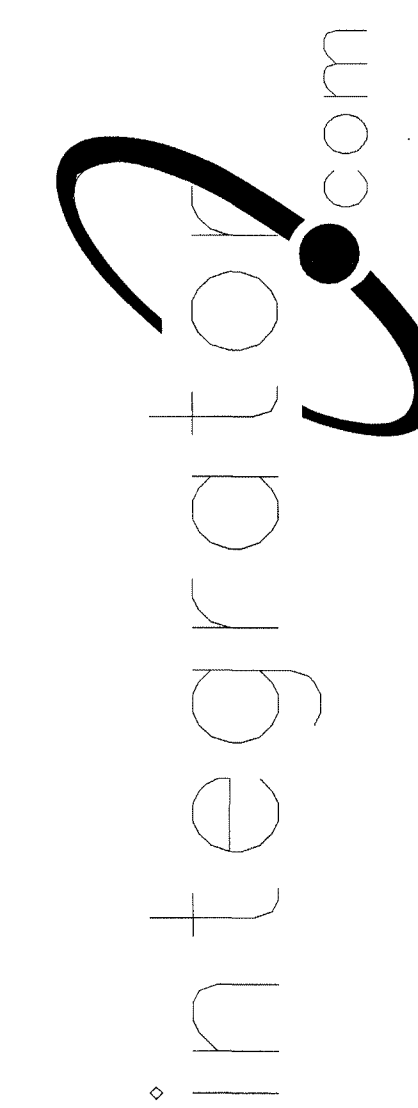


ISSUED FOR REFERENCE ONLY

The information hereon is the property of integrator.com and shall not be transmitted, copied, or used for purposes other than that for which it was intended.



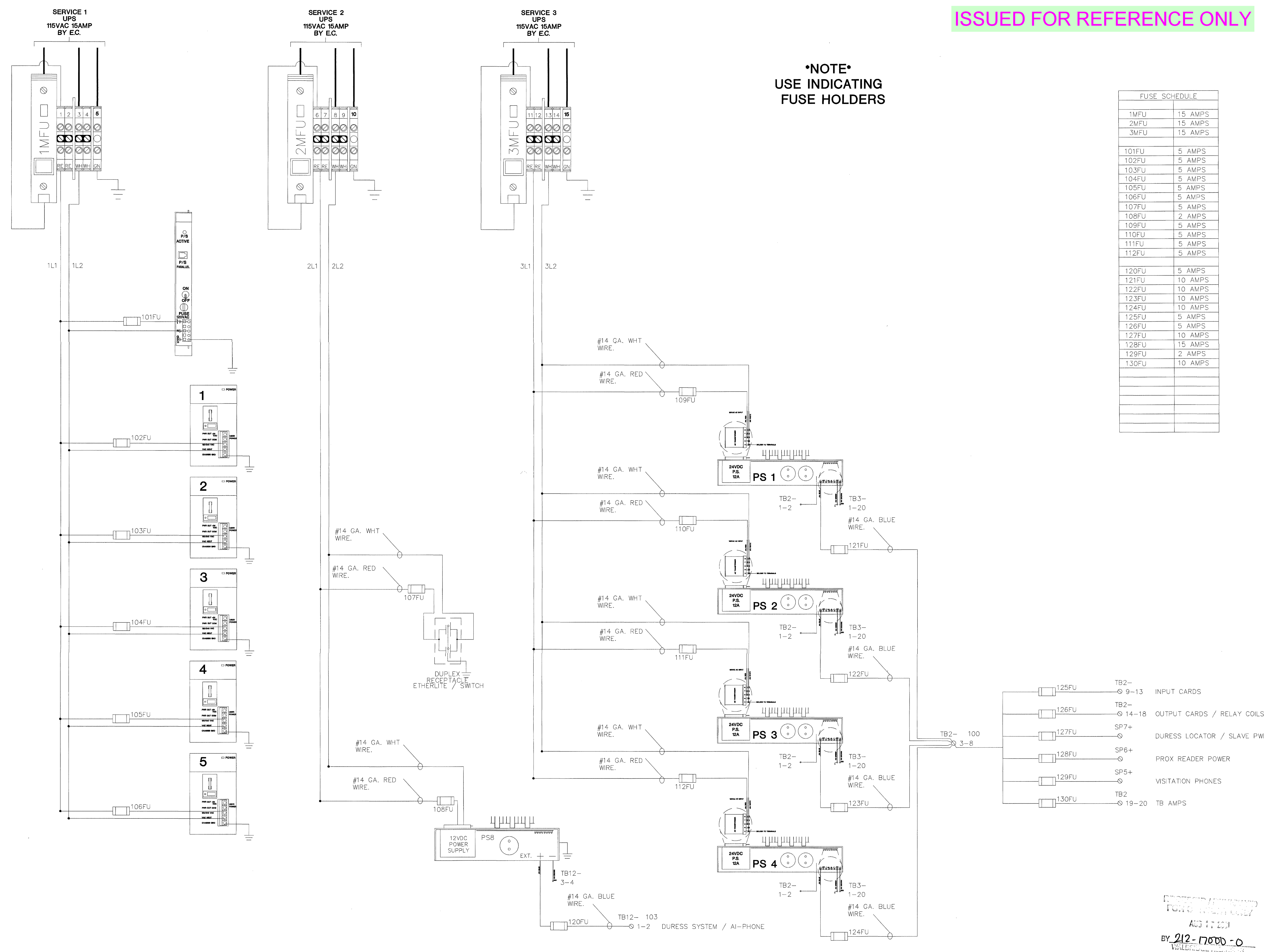
8001 East 196th Street  
Noblesville, Indiana 46060  
Phone: (317) 776-3500 Fax: (317) 776-3510  
www.integrator.com



© COPYRIGHT 2001, integrator.com, Inc.

FUSE SCHEDULE	
1MFU	15 AMPS
2MFU	15 AMPS
3MFU	15 AMPS
101FU	5 AMPS
102FU	5 AMPS
103FU	5 AMPS
104FU	5 AMPS
105FU	5 AMPS
106FU	5 AMPS
107FU	5 AMPS
108FU	2 AMPS
109FU	5 AMPS
110FU	5 AMPS
111FU	5 AMPS
112FU	5 AMPS
120FU	5 AMPS
121FU	10 AMPS
122FU	10 AMPS
123FU	10 AMPS
124FU	10 AMPS
125FU	5 AMPS
126FU	5 AMPS
127FU	10 AMPS
128FU	15 AMPS
129FU	2 AMPS
130FU	10 AMPS

**\*NOTE\***  
USE INDICATING  
FUSE HOLDERS



FUSE #	WIRE	TERMINAL	DESCRIPTION
125FU	#14 GA. WHT WIRE	TB2- 9-13	INPUT CARDS
126FU	#14 GA. WHT WIRE	TB2- 14-18	OUTPUT CARDS / RELAY COILS
127FU	#14 GA. WHT WIRE	SP7+	DURESS LOCATOR / SLAVE PWR
128FU	#14 GA. WHT WIRE	SP6+	PROX READER POWER
129FU	#14 GA. WHT WIRE	SP5+	VISITATION PHONES
130FU	#14 GA. WHT WIRE	TB2 19-20	TB AMPS

TITLE  
UPS POWER WIRING

JOB #:  
DATE:  
DESIGN:  
SOFTWARE:  
PROJECT MANAGER:

REVISIONS		BY	DATE
1			
2			
3			
4			
5			
6			

FILENAME: YPS101-1.DWG  
DWG NO.

ES101.1

SEC1 UPS POWER WIRING


BY 212-17000-0  
AUG 17, 2001  
WALTER J. [unreadable]



ISSUED FOR REFERENCE ONLY

The information hereon is the property of integrator.com and shall not be transmitted, copied, or used for purposes other than that for which it was intended.

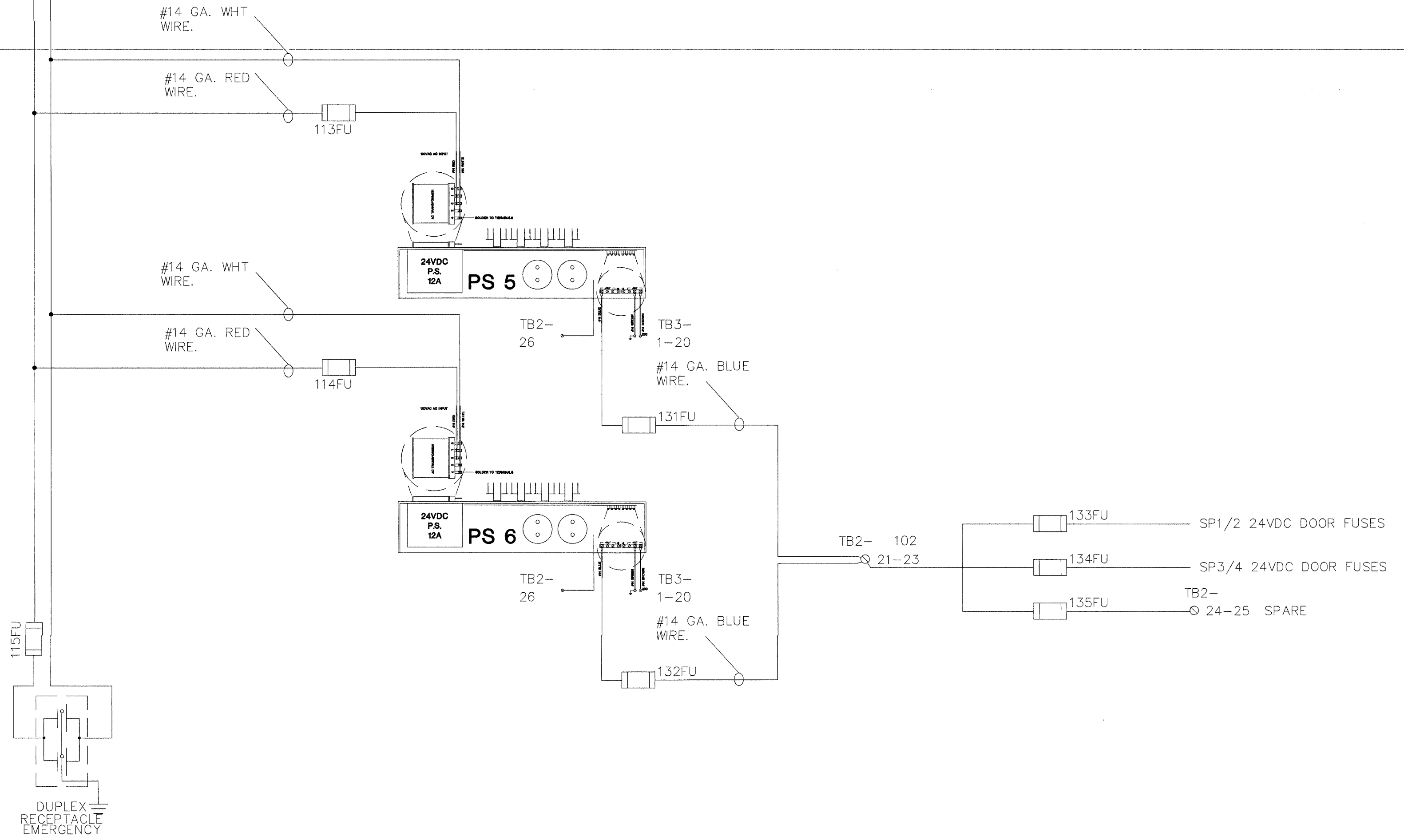
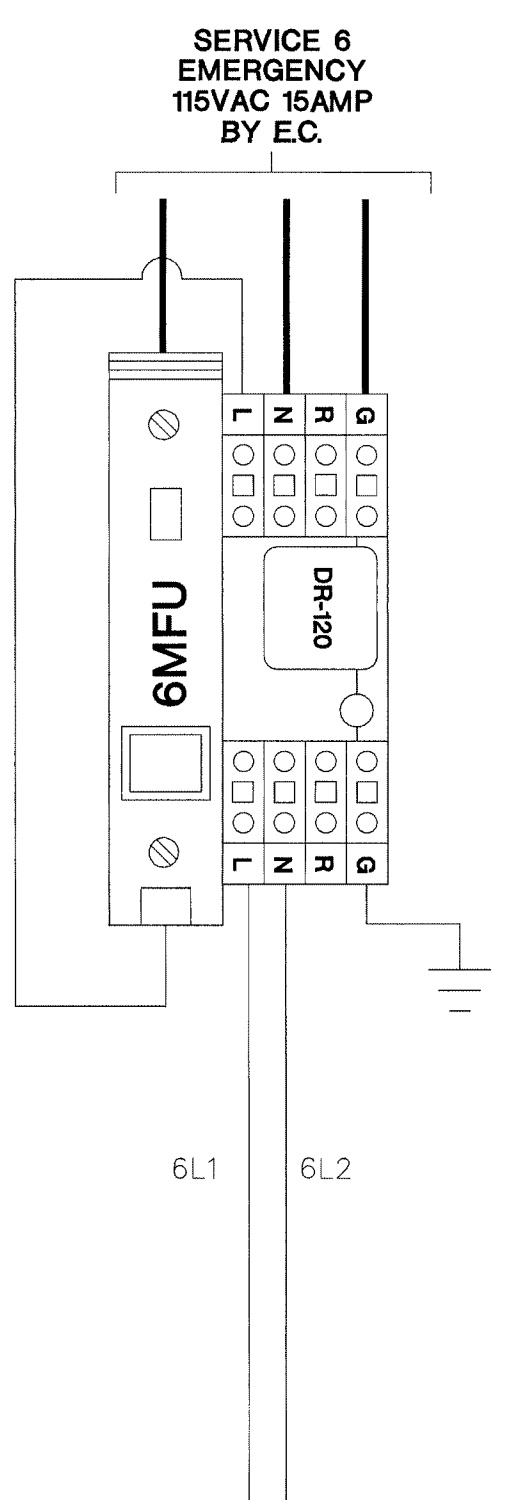
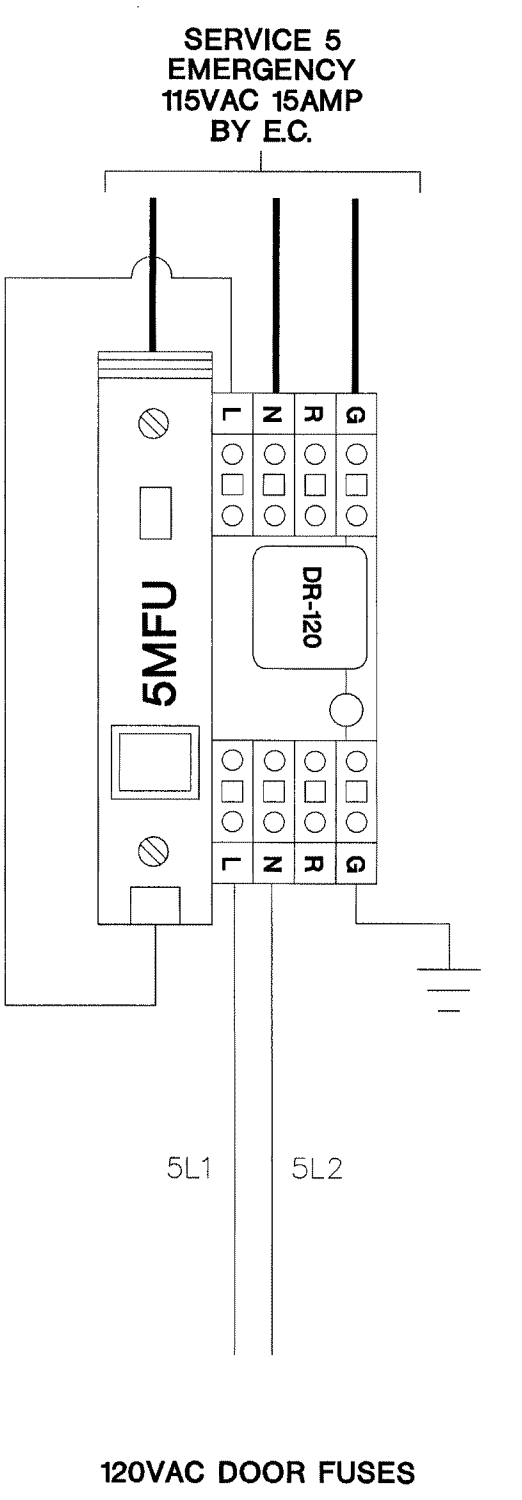
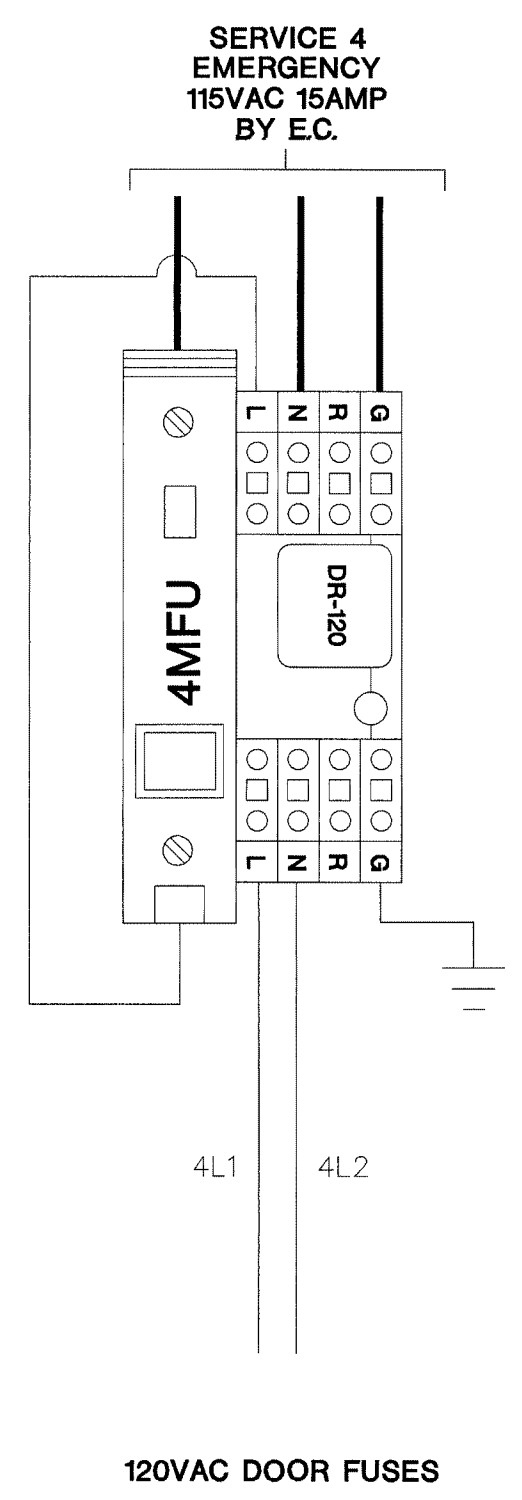
8001 East 196th Street  
Noblesville, Indiana 46060  
Phone: (317) 776-3500 Fax: (317) 776-3510  
www.integrator.com



© COPYRIGHT 2001, integrator.com, Inc.

FUSE SCHEDULE	
4MFU	15 AMPS
5MFU	15 AMPS
6MFU	15 AMPS
113FU	5 AMPS
114FU	5 AMPS
115FU	5 AMPS
131FU	10 AMPS
132FU	10 AMPS
133FU	10 AMPS
134FU	10 AMPS
135FU	-

•NOTE•  
USE INDICATING  
FUSE HOLDERS



TITLE  
EMER POWER WIRING

JOB #: \_\_\_\_\_ DATE: \_\_\_\_\_

DESIGN: \_\_\_\_\_

SOFTWARE: \_\_\_\_\_

PROJECT MANAGER: \_\_\_\_\_

REVISIONS	
DESCRIPTION	BY/DATE
1	
2	
3	
4	
5	
6	

FILENAME: YPSI101-2.DWG  
DWG NO. \_\_\_\_\_

ES101.2

REVISIONS / CHANGES  
FOR CURRENT ONLY  
AUG 17 2001  
BY: hww-o  
WALBRIDGE/INTEGRATOR

SEC1 EMERGENCY POWER WIRING



ISSUED FOR REFERENCE ONLY

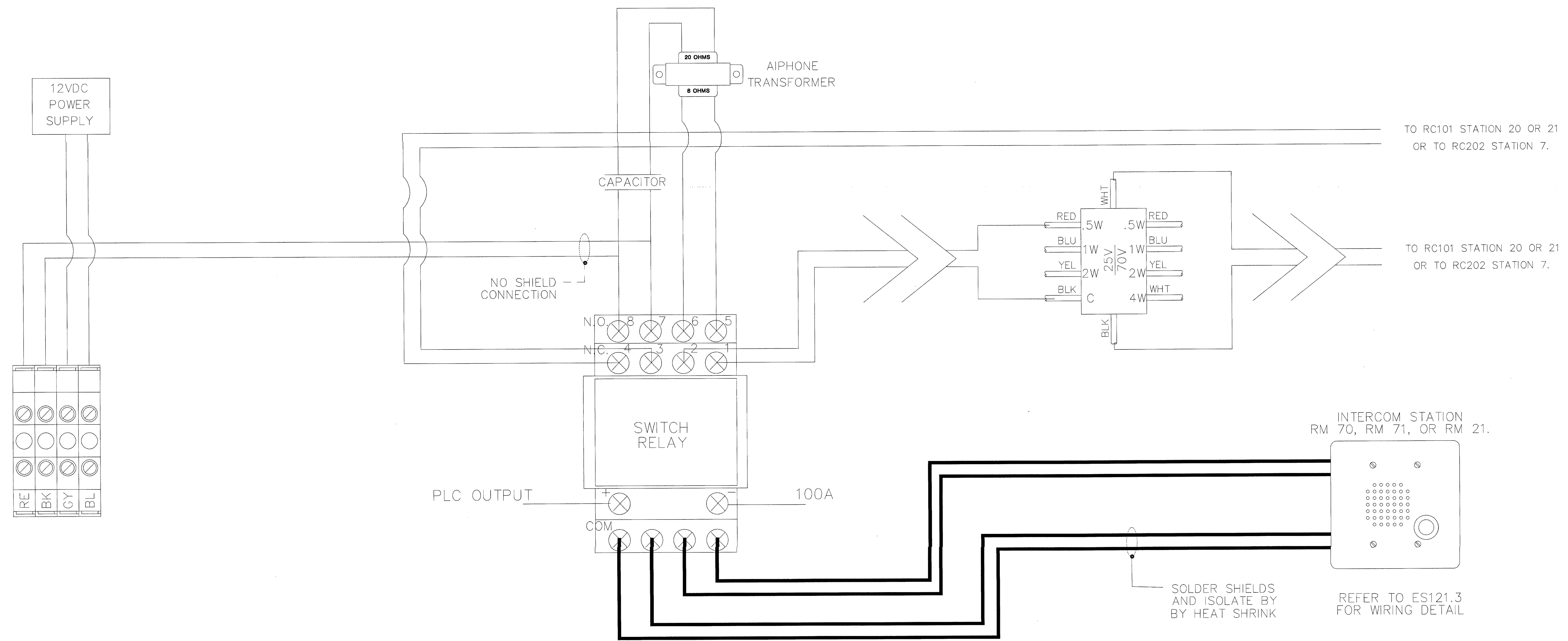
The information herein is the property of integrator.com and shall not be transmitted, copied, or used for purposes other than that for which it was intended.

8001 East 196th Street  
Noblesville, Indiana 46060  
Phone: (317) 776-3510 Fax: (317) 776-3510  
www.integrator.com



integrator.com

© COPYRIGHT 2001. integrator.com, Inc.



TITLE	
DETAIL	
JOB #:	DATE:
DESIGN:	
SOFTWARE:	
PROJECT MANAGER:	
REVISIONS	
DESCRIPTION	BY/DATE
1	
2	
3	
4	
5	
6	
FILENAME:	YPSI101-3.DWG
DWG NO.	ES101.3

CLARIFY AIPHONE REFERENCE

FORWARDED/REMOVED FOR COMMENT ONLY

AUG 17 2001


BY 212-nob-0  
WALBRIDGE ALDINGER

AIPHONE DETAIL




The information hereon is the property of integrator.com and shall not be transmitted, copied, or used for purposes other than that for which it was intended.

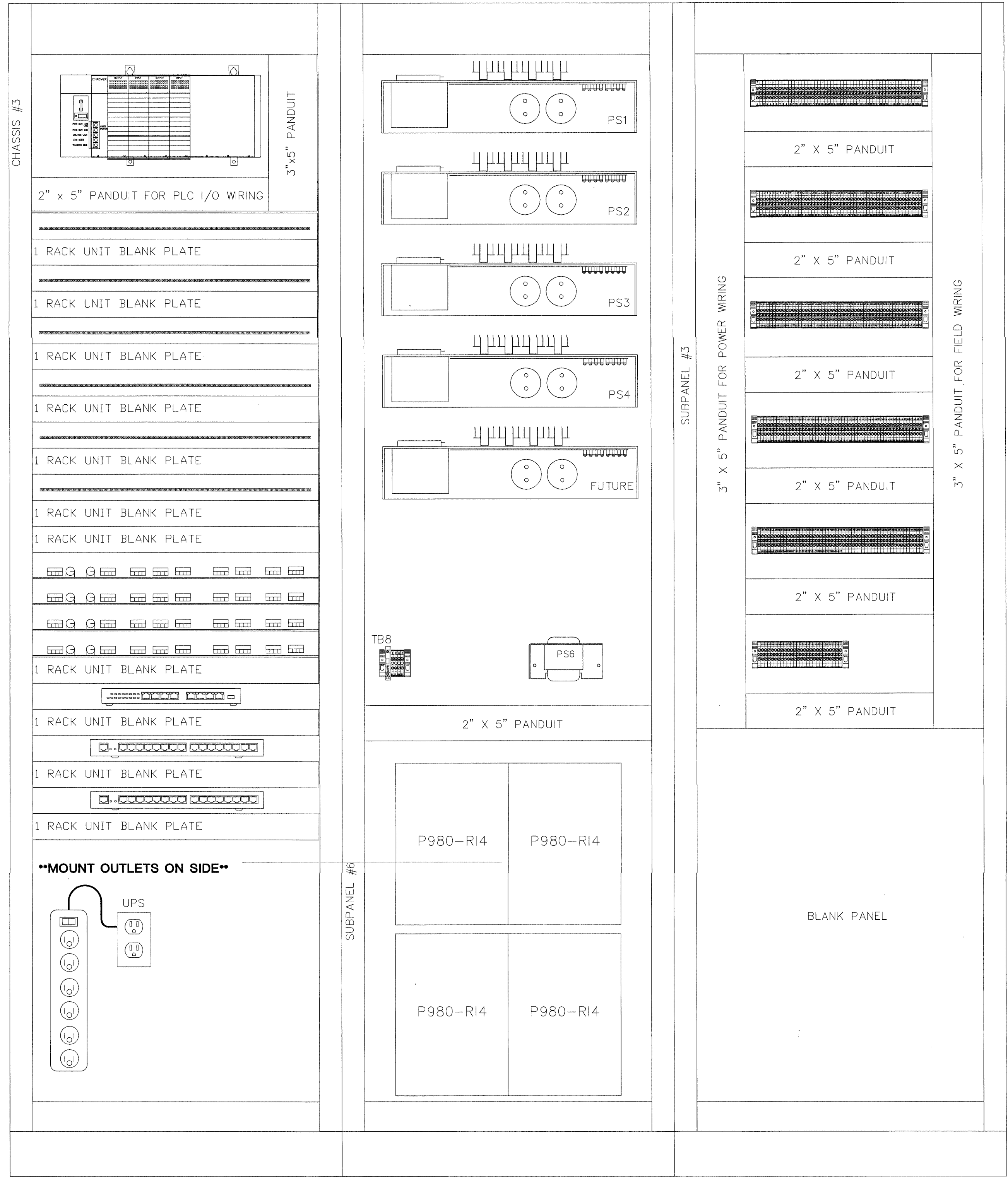
8001 East 196th Street  
Noblesville, Indiana 46060  
Phone: (317) 776-3500 Fax: (317) 776-3510  
www.integrator.com



© COPYRIGHT 2001. integrator.com, Inc.



BAY 1 FRONT PANEL LAYOUT      BAY 2 FRONT PANEL LAYOUT      BAY 3 FRONT PANEL LAYOUT



BAY 3 REAR PANEL LAYOUT      BAY 2 REAR PANEL LAYOUT      BAY 1 REAR PANEL LAYOUT

TITLE  
**SEC2/3 PANEL LAYOUT**

JOB #:      DATE:

DESIGN:

SOFTWARE:

PROJECT MANAGER:

REVISIONS

NO.	DESCRIPTION	BY	DATE
1			
2			
3			
4			
5			
6			

FILENAME: YPSI02-0.DWG

DWG NO.

**ES102.0**

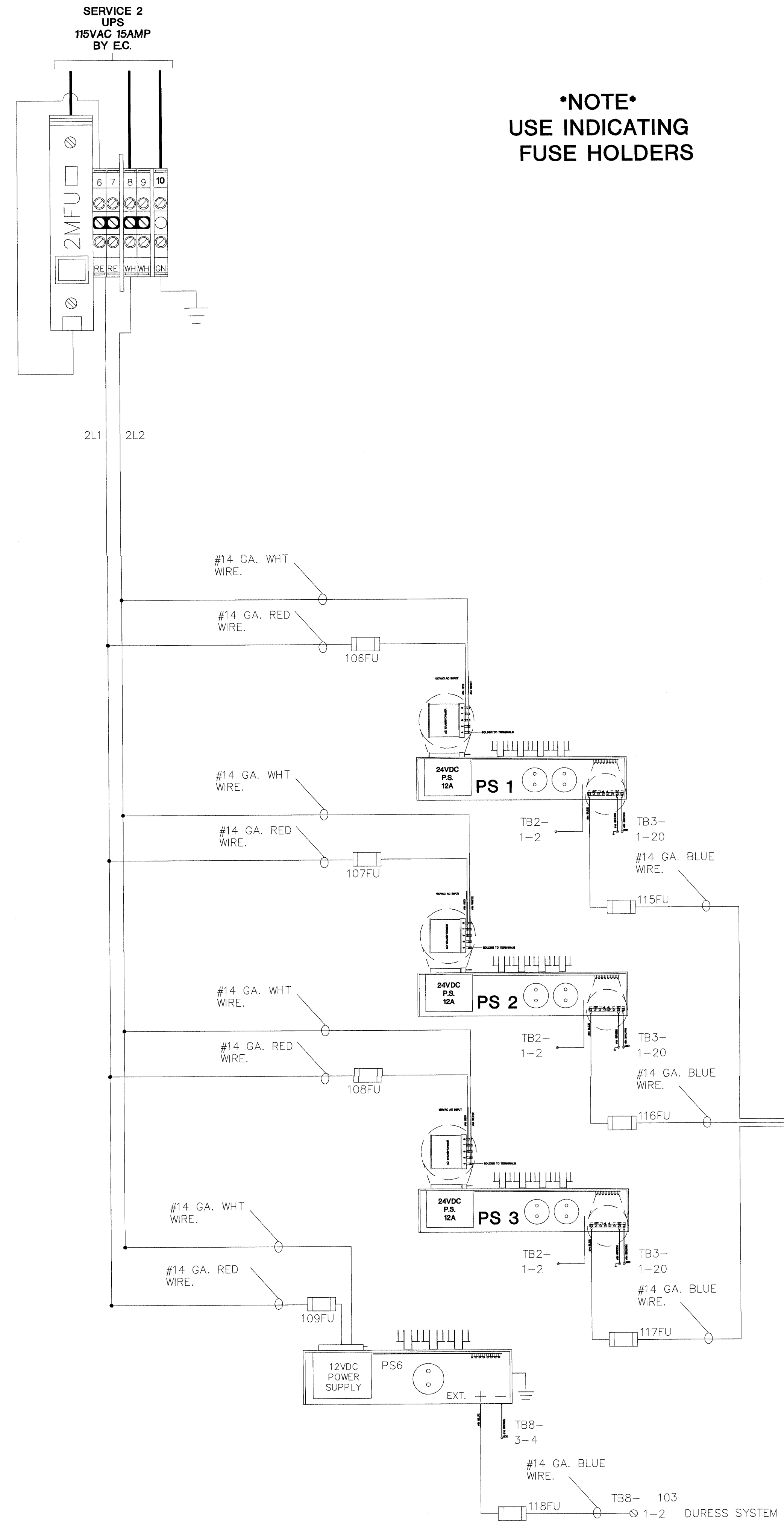
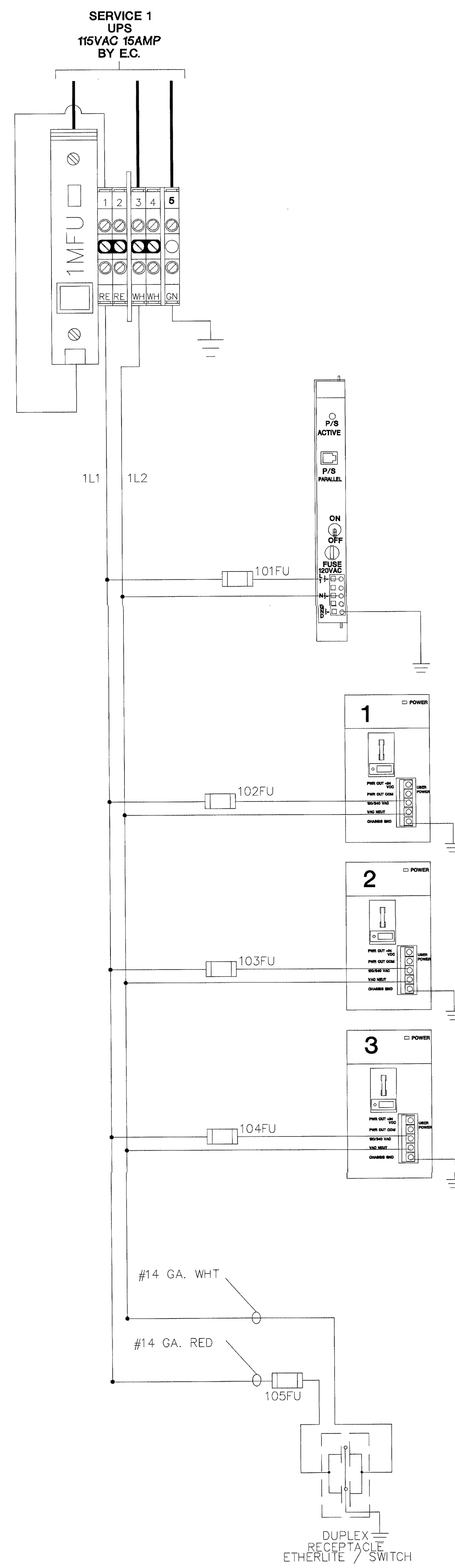
SEC2/3 PANEL LAYOUT

REVISIONS APPROVED FOR CONSTRUCTION  
AUG 17 2001  
BY 212-17000-0  
WILLIAMSON, INC.



ISSUED FOR REFERENCE ONLY


The information hereon is the property of integrator.com and shall not be transmitted, copied, or used for purposes other than that for which it was intended.



FUUSE SCHEDULE	
1MFU	15 AMPS
2MFU	15 AMPS
101FU	5 AMPS
102FU	5 AMPS
103FU	5 AMPS
104FU	5 AMPS
105FU	5 AMPS
106FU	5 AMPS
107FU	5 AMPS
108FU	5 AMPS
109FU	2 AMPS
110FU	5 AMPS
111FU	5 AMPS
115FU	10 AMPS
116FU	10 AMPS
117FU	10 AMPS
118FU	5 AMPS
119FU	5 AMPS
120FU	5 AMPS
121FU	15 AMPS
122FU	5 AMPS
123FU	10 AMPS

- 119FU TB2- 8-12 INPUT CARDS
- 120FU TB2- 13-17 OUTPUT CARDS / RELAY COILS
- 121FU SP3+ DURESS LOCATOR / SLAVE PWR
- 122FU SP4+ PROX READER POWER
- 123FU TB2 18-19 TB AMPS

8001 East 196th Street  
Noblesville, Indiana 46060  
Phone: (317) 776-3500 Fax: (317) 776-3510  
www.integrator.com



© COPYRIGHT 2001. integrator.com, Inc.

TITLE  
UPS POWER WIRING

JOB #:  
DATE:  
DESIGN:  
SOFTWARE:  
PROJECT MANAGER:

REVISIONS	
DESCRIPTION	BY/DATE
1	
2	
3	
4	
5	
6	

FILENAME: YPSI102-1.DWG  
DWG NO.

ES102.1

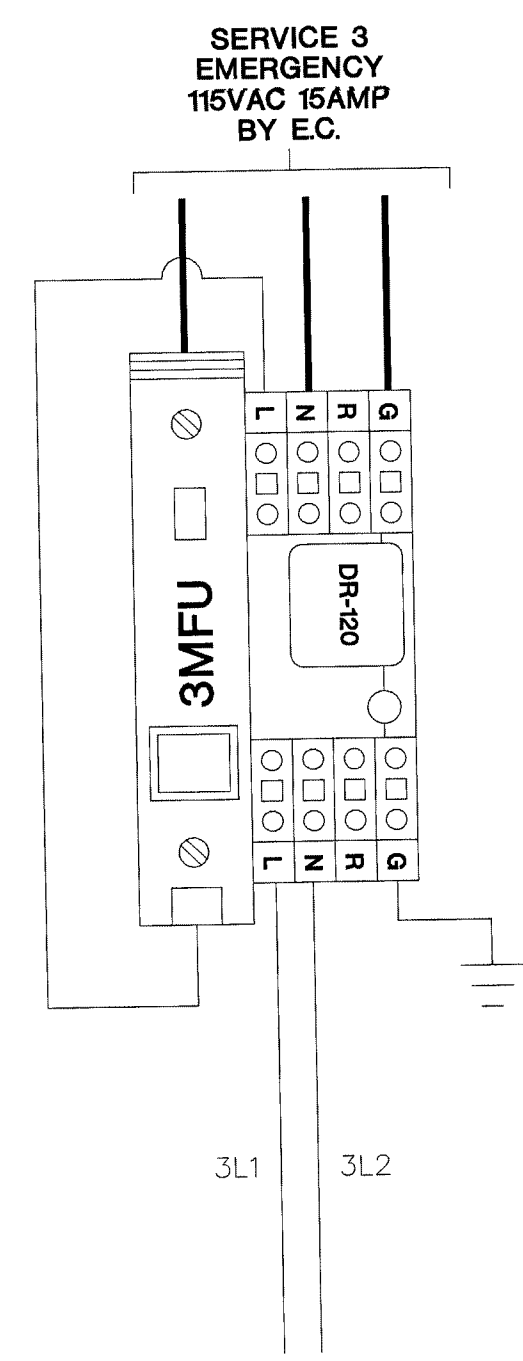
REVISIONS / REVISED FOR COMMENT ONLY  
AUG 17 2001  
BY 212-17000-0  
WALBRIDGE ALDRIDGE

SEC2/3 UPS POWER WIRING

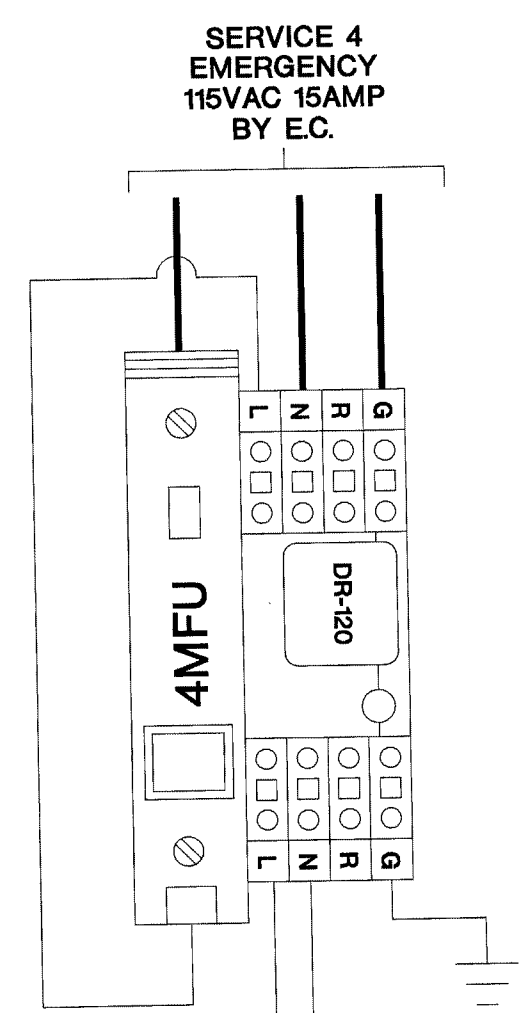


ISSUED FOR REFERENCE ONLY

The information hereon is the property of integrator.com and shall not be transmitted, copied, or used for purposes other than that for which it was intended.

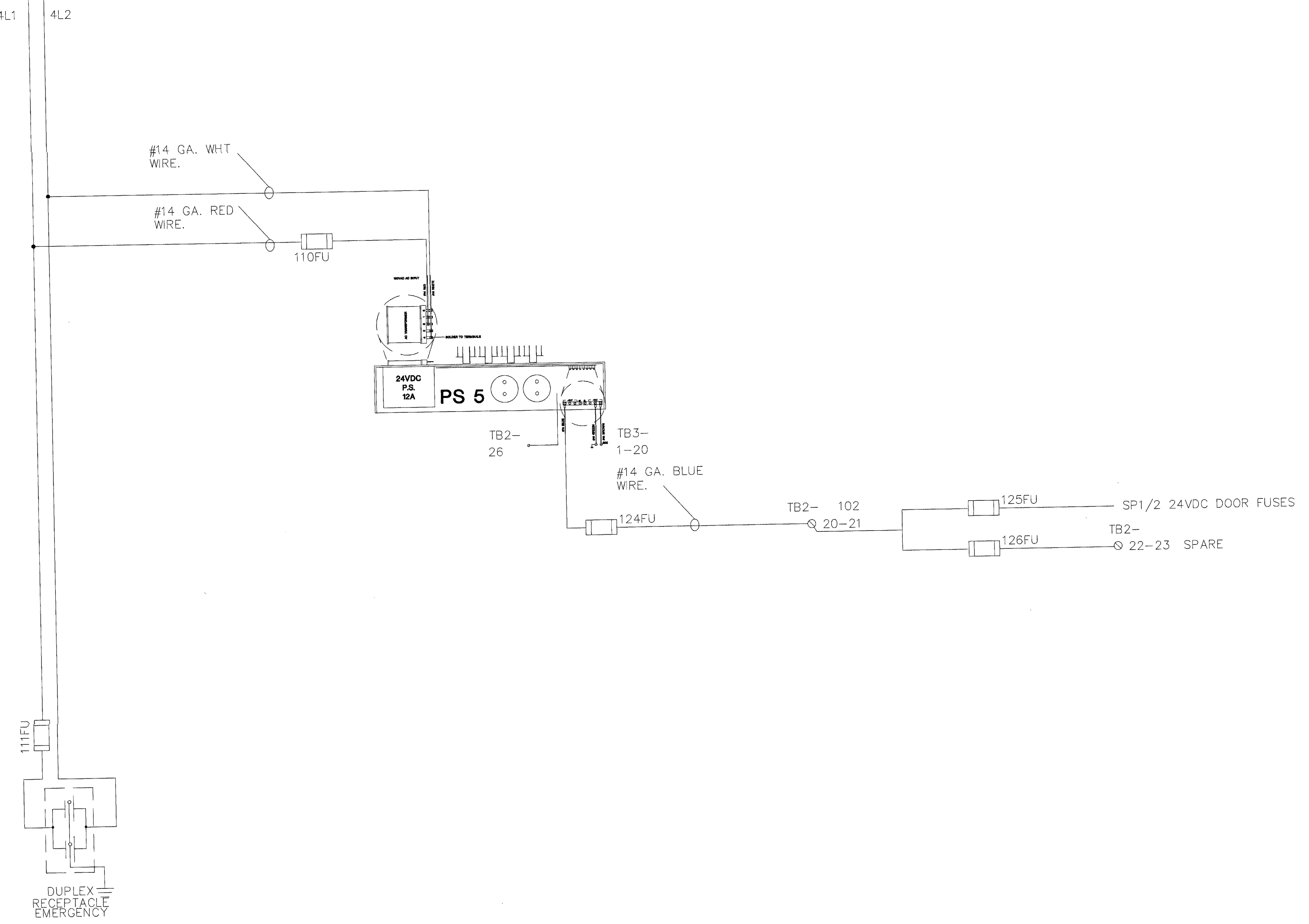


120VAC DOOR FUSES




•NOTE•  
USE INDICATING  
FUSE HOLDERS

FUSE SCHEDULE	
3MFU	15 AMPS
4MFU	15 AMPS
110FU	5 AMPS
111FU	5 AMPS
124FU	10 AMPS
125FU	10 AMPS
126FU	-



8001 East 196th Street  
Noblesville, Indiana 46060  
Phone: (317) 776-3500 Fax: (317) 776-3510  
www.integrator.com



© COPYRIGHT 2001, integrator.com, Inc.

TITLE	
EMER POWER WIRING	
JOB #:	DATE:
DESIGN:	
SOFTWARE:	
PROJECT MANAGER:	
REVISIONS	
DESCRIPTION	BY/DATE
1	
2	
3	
4	
5	
6	
FILENAME: YPS102-2.DWG	
DWG NO.	
ES102.2	

FOR OFFICIAL USE ONLY  
AUG 17 2001  
BY: 212-17000-0  
WALLBRIDGE ALDINGER

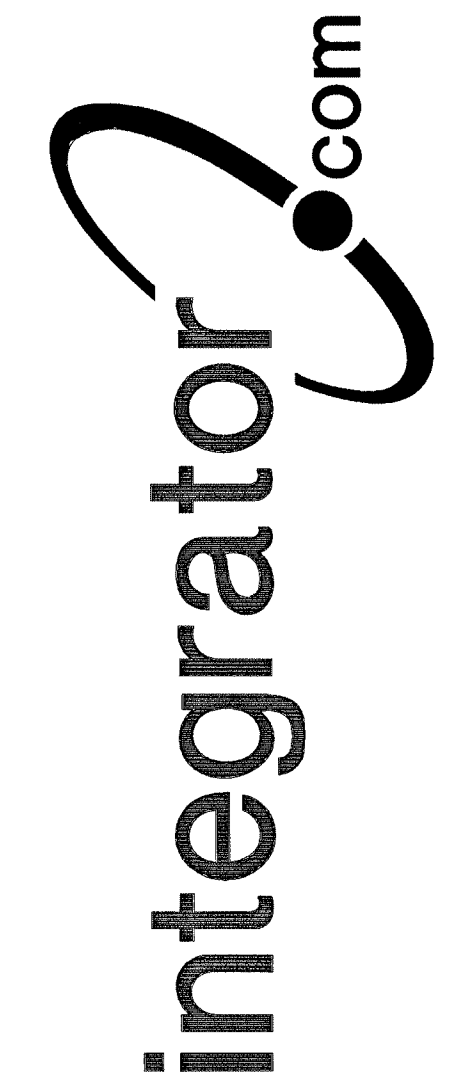
SEC2/3 EMERGENCY POWER WIRING



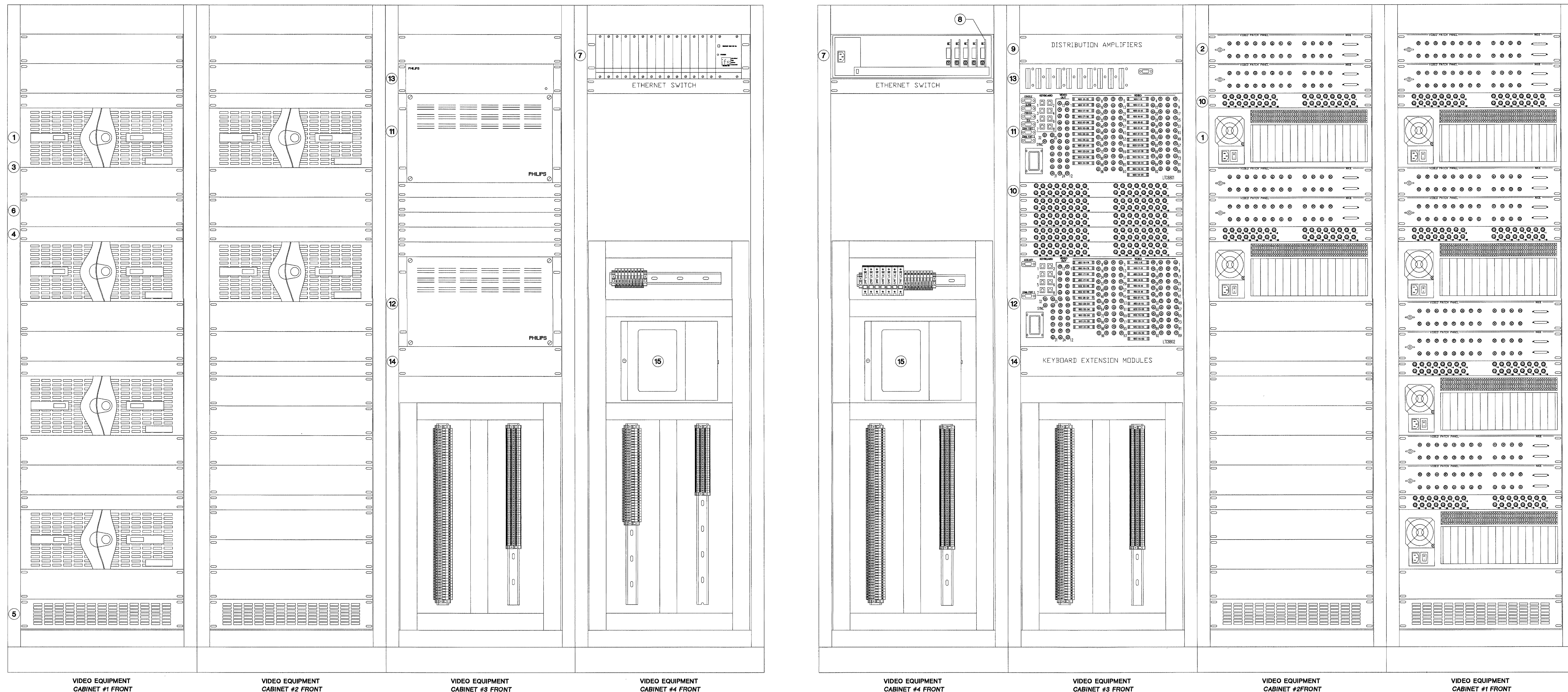
The information herein is property of Integrator.com and shall not be transmitted, copied, or used for purposes other than that for which it was intended.



8001 East 196th Street  
Noblesville, Indiana 46060  
Phone: (317) 776-3500 Fax: (317) 776-3510  
www.integrator.com



© COPYRIGHT 2001, integrator.com, Inc.



INDEX	MANUFACTURER	PART NUMBER	DESCRIPTION
1	NICE VISION	2NV-R-32	32 INPUT DIGITAL VIDEO RECORDER
2	NICE VISION	PASSIVE PATCH PANEL	
3	AMCO		VENTILATED SHELF
4	AMCO		1RU BLANK PLATE
5	AMCO		VENTILATED 2RU BLANK PLATE
6	AMCO		2RU BLANK PLATE
7	ifs	R3	14 MODULE FIBER OPTIC CARD CAGE
8	ifs		FIBER OPTIC VIDEO RECEIVER / DATA TRANSMITTER
9			1X2 VIDEO DISTRIBUTION AMPLIFIER
10	PHILIPS	LTC8808	32 PT VIDEO INTERCONNECT PANEL
11	PHILIPS	LTC8801	VIDEO MATRIX MAIN BAY
12	PHILIPS	LTC8802	VIDEO MATRIX MONITOR EXPANSION BAY
13	PHILIPS		SIGNAL DISTRIBUTION UNIT
14	PHILIPS		KEYBOARD EXTENSION KIT
15	GE	9T51B0111	15 KVA TRANSFORMER

TITLE  
Center for Forensic  
Psychiatry  
York Township, MI  
CCTV CABINET LAYOUT

JOB #: 1062 DATE: 8/9/01

DESIGN: J. KOONS

SOFTWARE: M. FLINTOFF

PROJECT MANAGER: H. TREEN

REVISIONS

DESCRIPTION	BY/DATE
1	
2	
3	
4	
5	
6	

FILENAME: YPS103-0.DWG

DWG NO.

ES103.0

FOR FIELD / INVENTORY  
FOR CONSTRUCTION ONLY  
AUG 17 2001  
BY 212-17000-0  
WALBRIDGE AED/WHH




ISSUED FOR REFERENCE ONLY

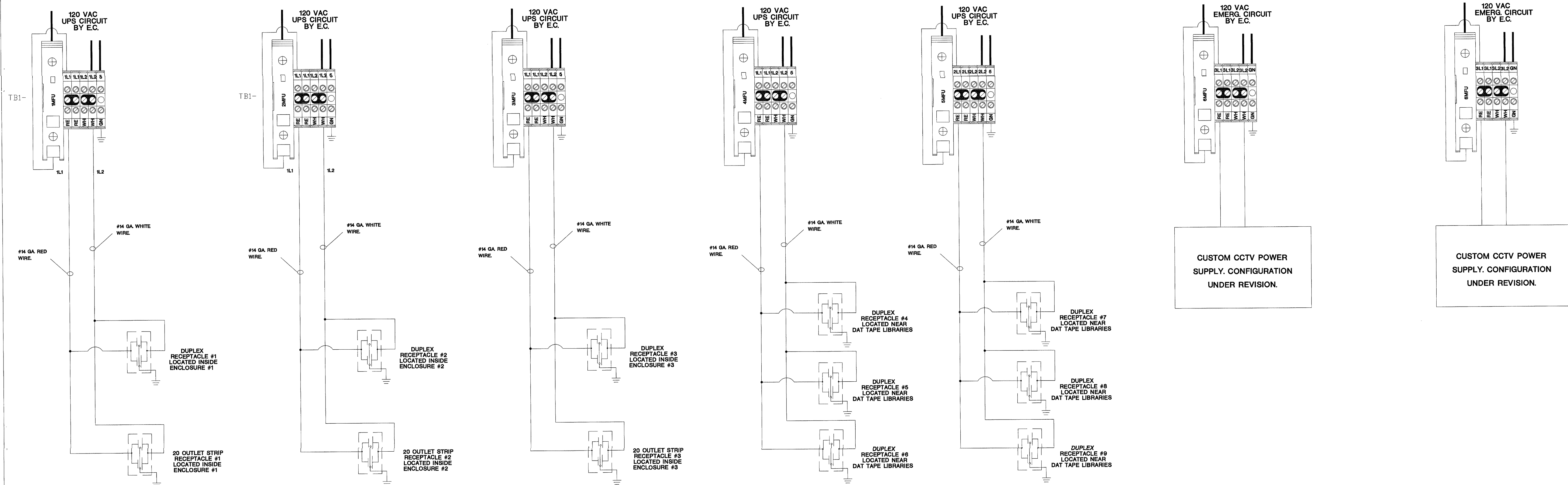
The information herein is the property of integrator.com and shall not be transmitted, copied, or used for purposes other than that for which it was intended.



8001 East 196th Street  
Noblesville, Indiana 46060  
Phone: (317) 776-3500 Fax: (317) 776-3510  
www.integrator.com



© COPYRIGHT 2001 Integrator.com, Inc.



TITLE  
Center for Forensic Psychiatry  
York Township, MI  
CCTV POWER WIRING

JOB #: 1062 DATE: 4/27/01

DESIGN: J. KOONS

SOFTWARE: M. FLINTOFF

PROJECT MANAGER: H. TREEN

REVISIONS

DESCRIPTION	BY/DATE
1	
2	
3	
4	
5	
6	

FILENAME: YPSH03-1

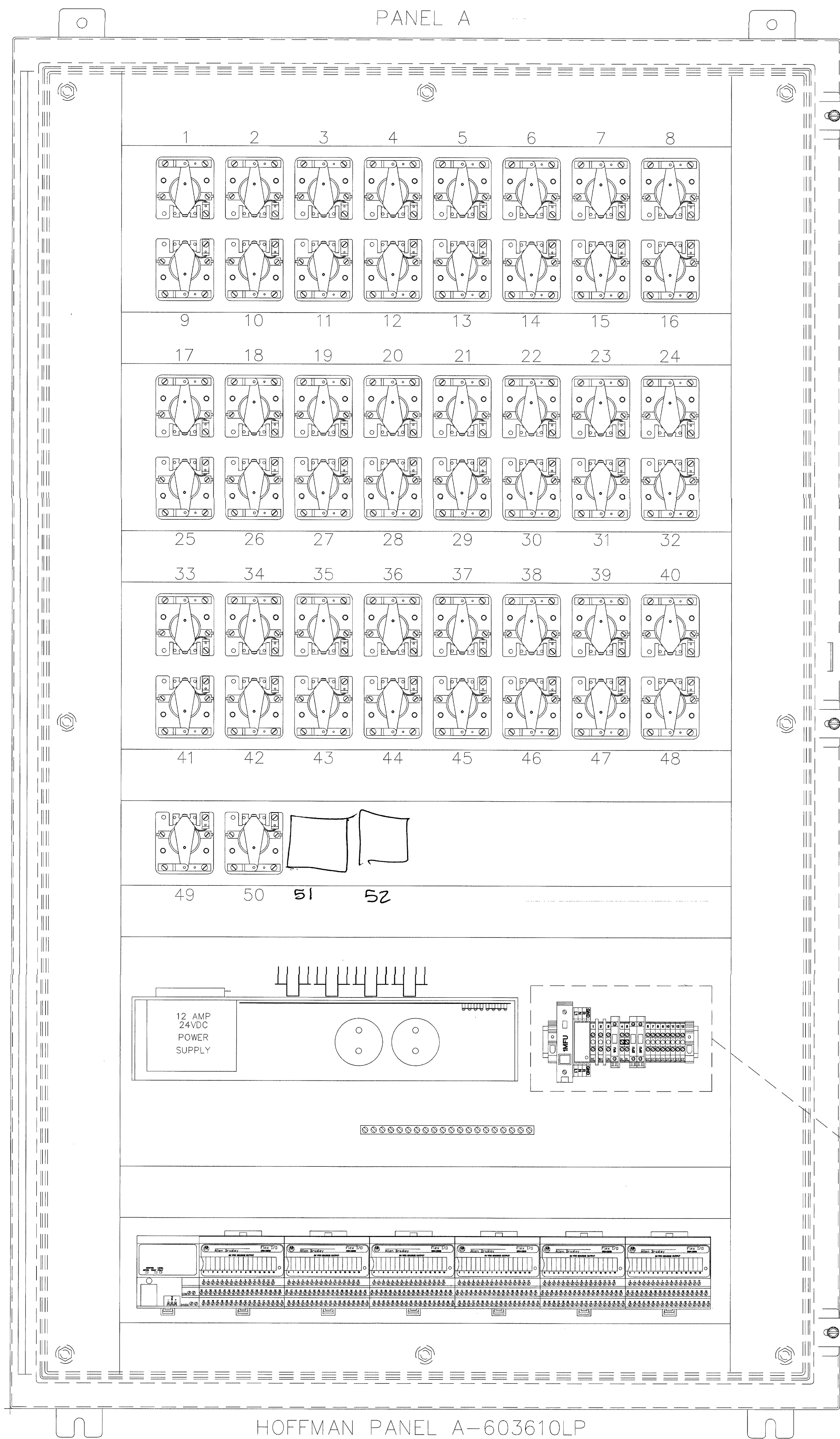
DWG NO.

ES103.1

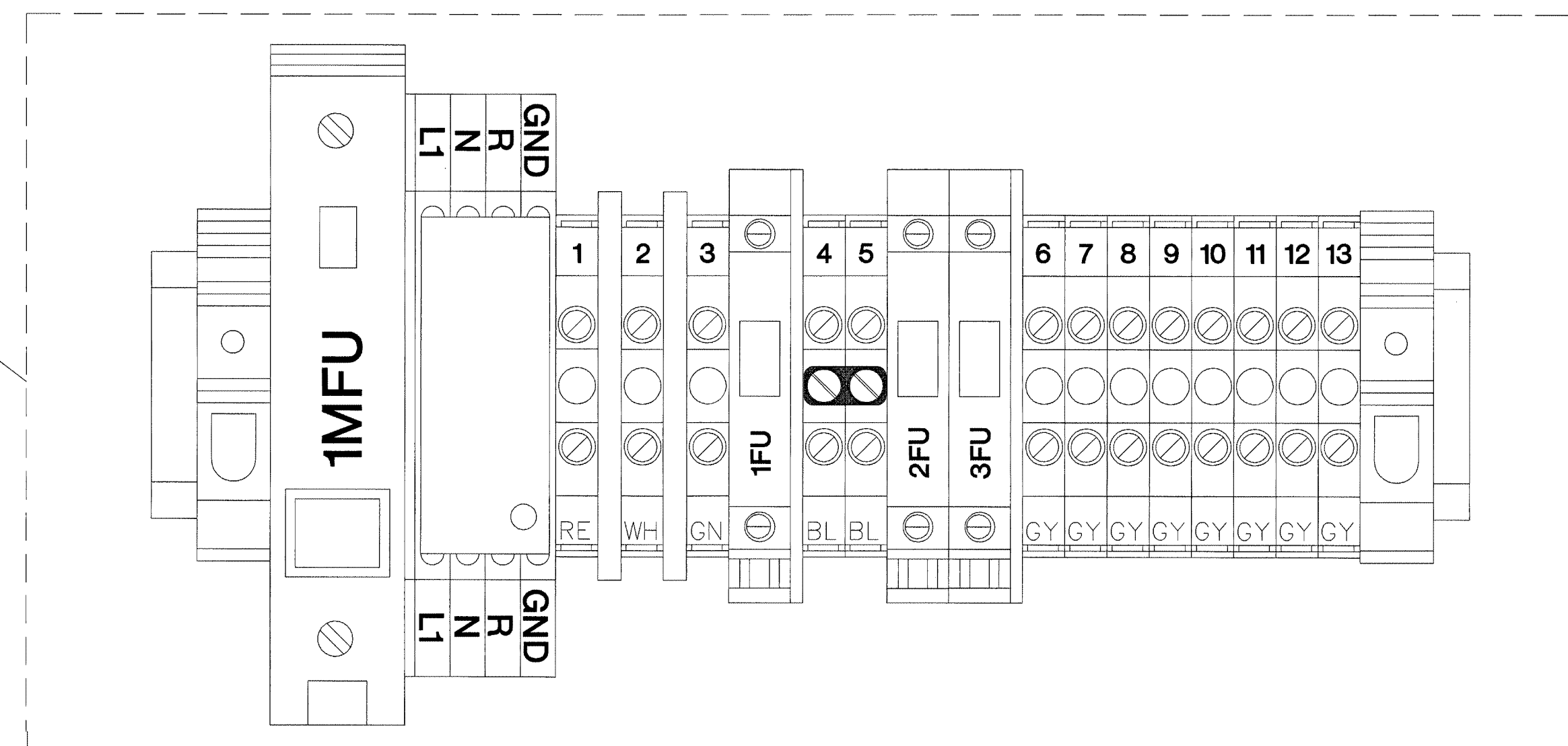
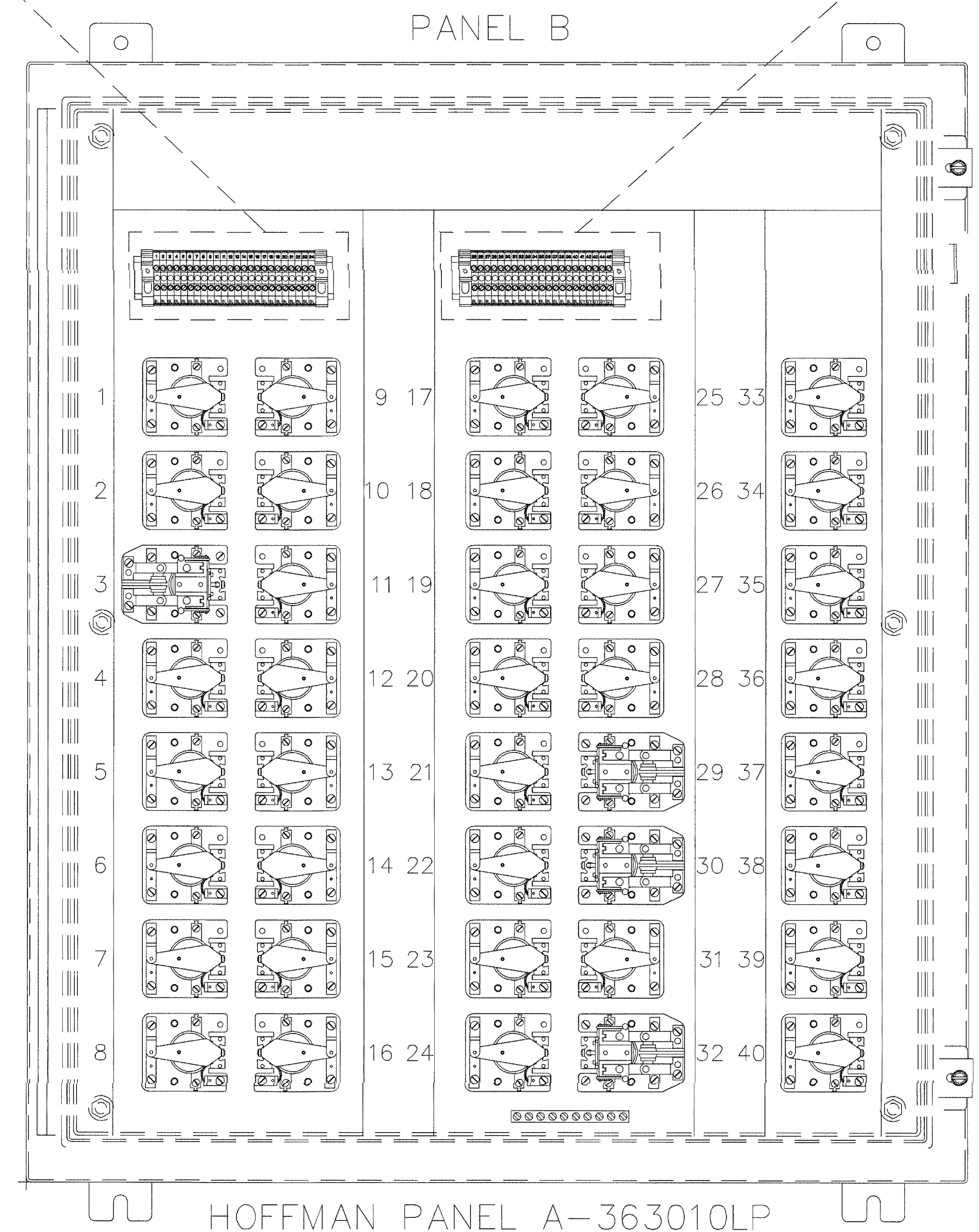
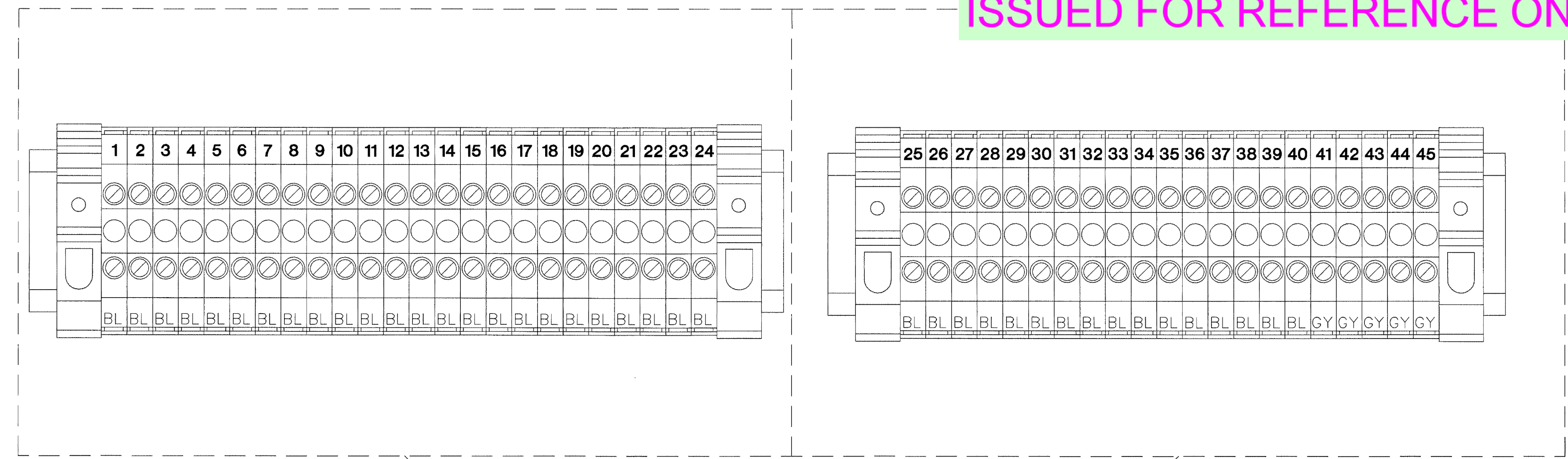
FOR OFFICIAL USE ONLY  
AUG 17 2001  
BY 212-17000-0  
WALLBRIDGE ALDRER

CCTV POWER WIRING





PROVIDE WIRING DETAILS.  
 COORDINATE WITH E.C. &  
 INDICATE PANEL & CIRCUIT  
 DESIGNATIONS OF LINE  
 SIDE & ROOM DESIGNATIONS  
 OF LOAD SIDE




FOR FIELD USE ONLY  
 AUG 17 2001  
 BY: 212-17000-0  
 WALTERS ASSOCIATES

LVRP-1 A&B, LVRP-3 A&B, LVRP-5 A&B, LVRP-7 A&B UTILITY PANEL

ISSUED FOR REFERENCE ONLY

The information hereon is property of integrator.com and shall not be transmitted, copied, or used for purposes other than that for which it was intended.

8001 East 196th Street  
 Noblesville, Indiana 46060  
 Phone: (317) 776-3500 Fax: (317) 776-3510  
 www.integrator.com




© COPYRIGHT 2001. integrator.com, Inc.

TITLE	
UTILITY PANEL	
JOB #:	DATE:
DESIGN:	
SOFTWARE:	
PROJECT MANAGER:	
REVISIONS	
DESCRIPTION	BY/DATE
1	
2	
3	
4	
5	
6	
FILENAME: YPS150-0.DWG	
DWG NO. ES150.0	




8001 East 196th Street  
Noblesville, Indiana 46060

Phone: (317) 776-3500 Fax: (317) 776-3510  
www.integrator.com

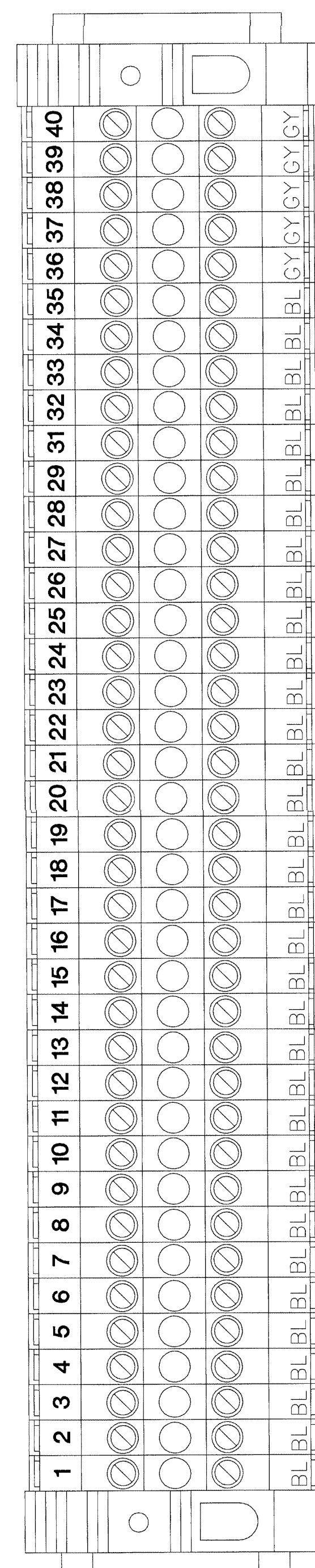



© COPYRIGHT 2001, integrator.com, Inc.

PANEL A

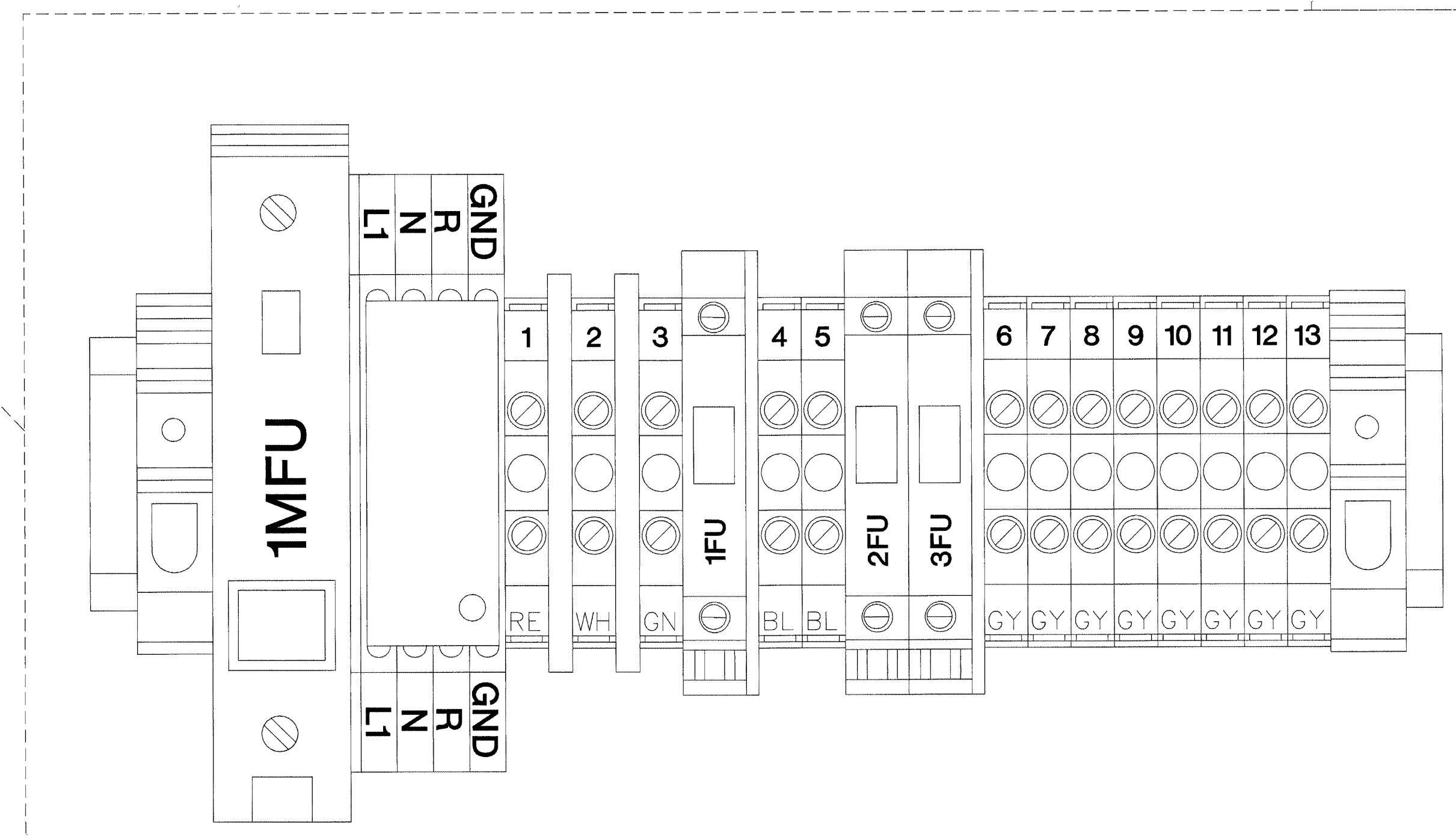


PANEL B



HOFFMAN PANEL A-363010LP

HOFFMAN PANEL A-603610LP



BY 212-17000-D  
AUG 17 2001  
WILSON/CLINELER

TITLE

UTILITY PANEL

JOB # DATE:

DESIGN:

SOFTWARE:

PROJECT MANAGER:

REVISIONS	
DESCRIPTION	BY/DATE
1	
2	
3	
4	
5	
6	

FILENAME: YPSI50-1.DWG

DWG NO.

ES150.1

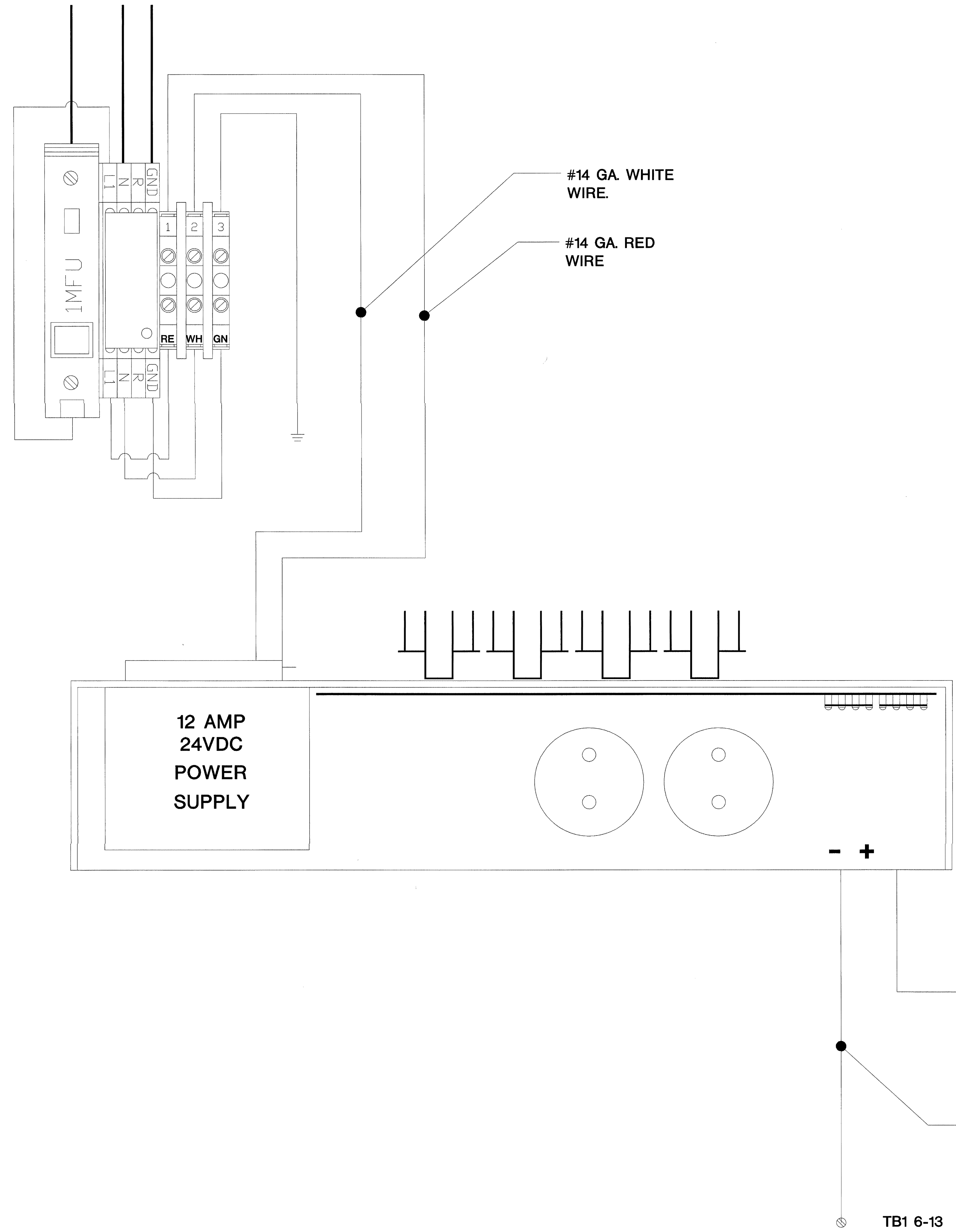
LVRP-2 A&B, LVRP-4 A&B, LVRP-6 A&B, LVRP-8 A&B UTILITY PANEL



120VAC  
EMER. CIRCUIT  
BY E.C.


ISSUED FOR REFERENCE ONLY

The information hereon is the property of integrator.com and shall not be transmitted, copied, or used for purposes other than that for which it was intended.



FUSE SCHEDULE	
1MFU	5 AMPS
1FU	10 AMPS
2FU	1 AMPS
3FU	10 AMPS

8001 East 196th Street  
Noblesville, Indiana 46060  
Phone: (317) 776-3500 Fax: (317) 776-3510  
www.integrator.com



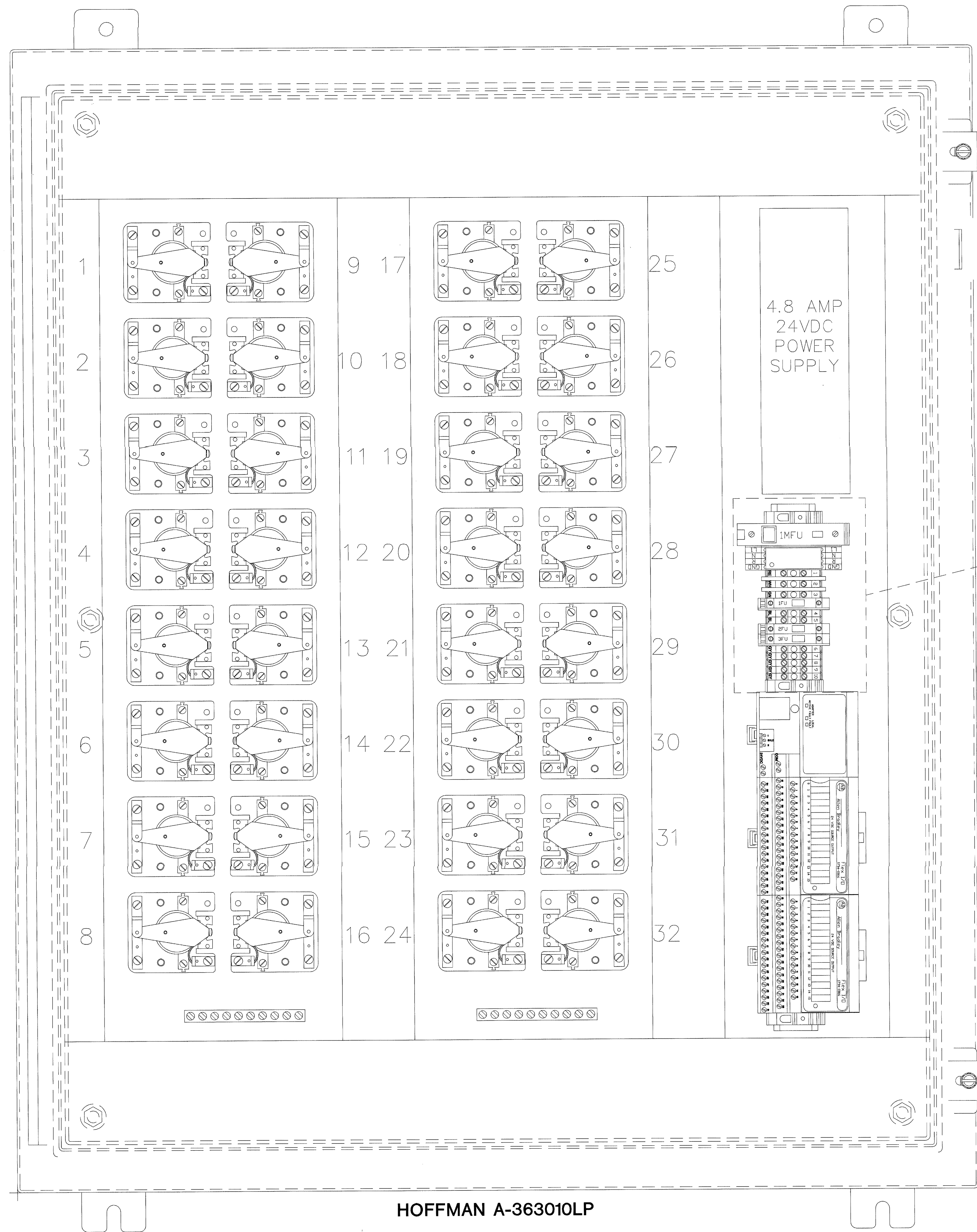
© COPYRIGHT 2001, integrator.com, Inc.

TITLE	
<b>POWER WIRING</b>	
JOB #:	DATE:
DESIGN:	
SOFTWARE:	
PROJECT MANAGER:	
REVISIONS	
DESCRIPTION	BY/DATE
1	
2	
3	
4	
5	
6	
FILENAME: YPSI150-2.DWG	
DWG NO.	
<b>ES150.2</b>	

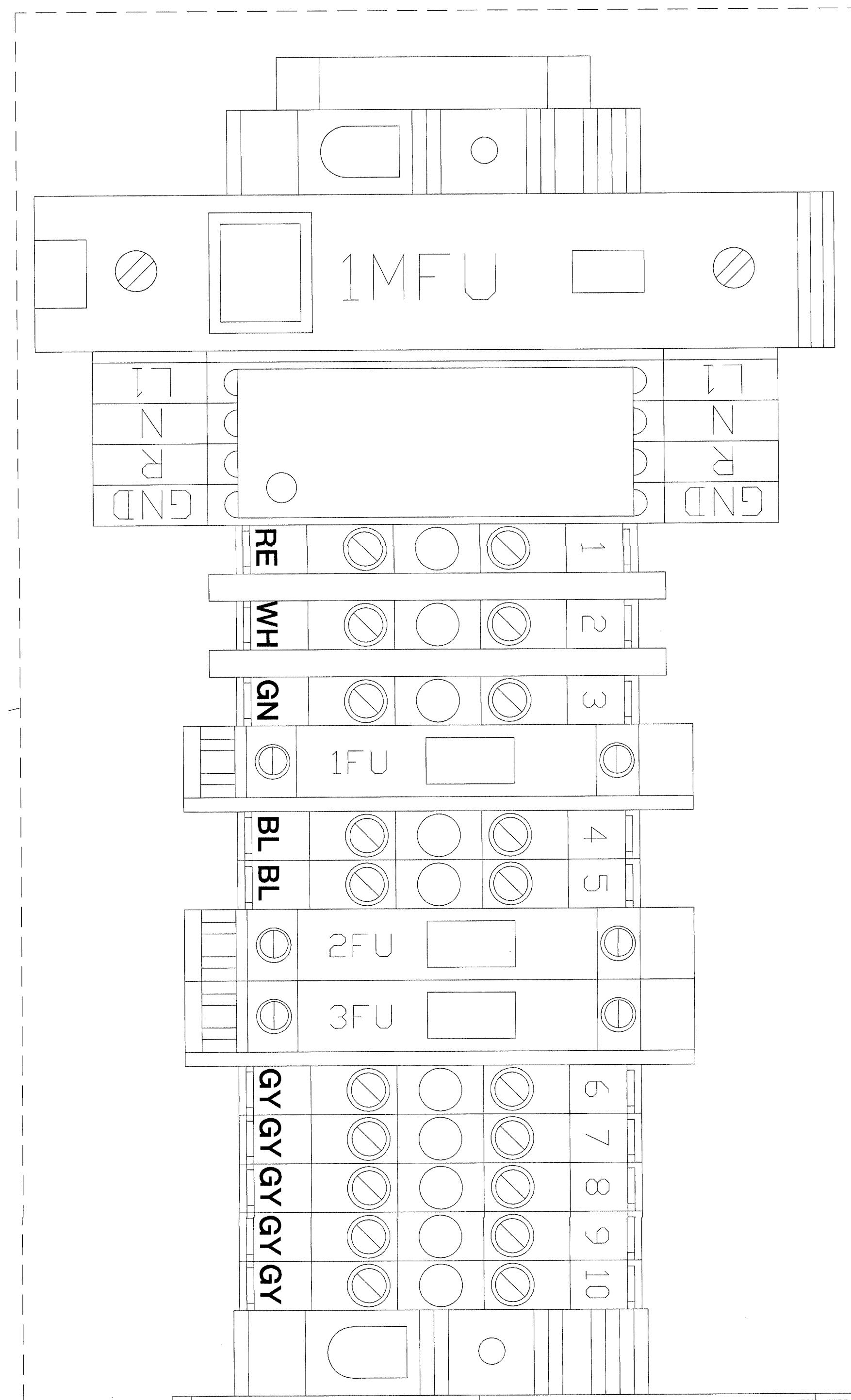
2FU FLEX ASB  
3FU FLEX OUTPUT MODULES

REVISIONS / NO. APPROVED FOR OR REVISION ONLY  
AUG 17 2001  
BY 212-17600-0  
WALBRIDGE ALDRIDGE





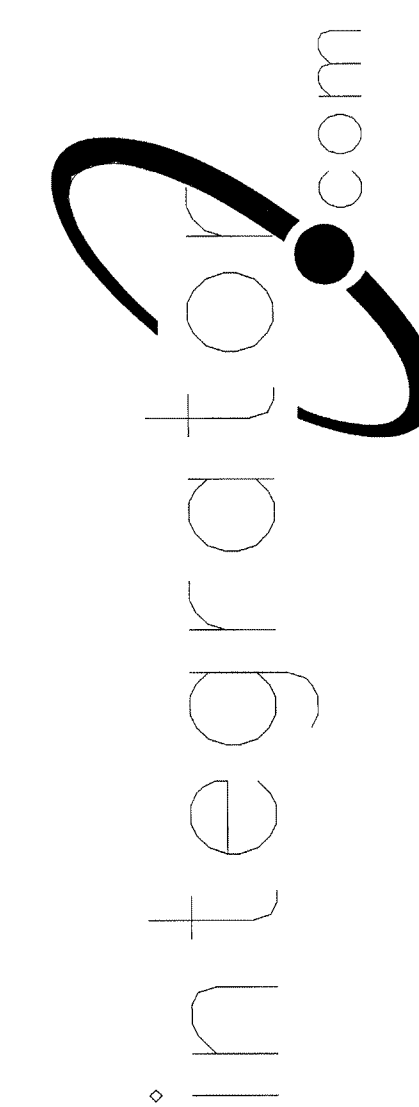
ISSUED FOR REFERENCE ONLY



The information hereon is the property of integrator.com and shall not be transmitted, copied, or used for purposes other than that for which it was intended.

8001 East 196th Street  
Noblesville, Indiana 46060

Phone: (317) 776-3500 Fax: (317) 776-3510  
www.integrator.com



© COPYRIGHT 2001. integrator.com, Inc.

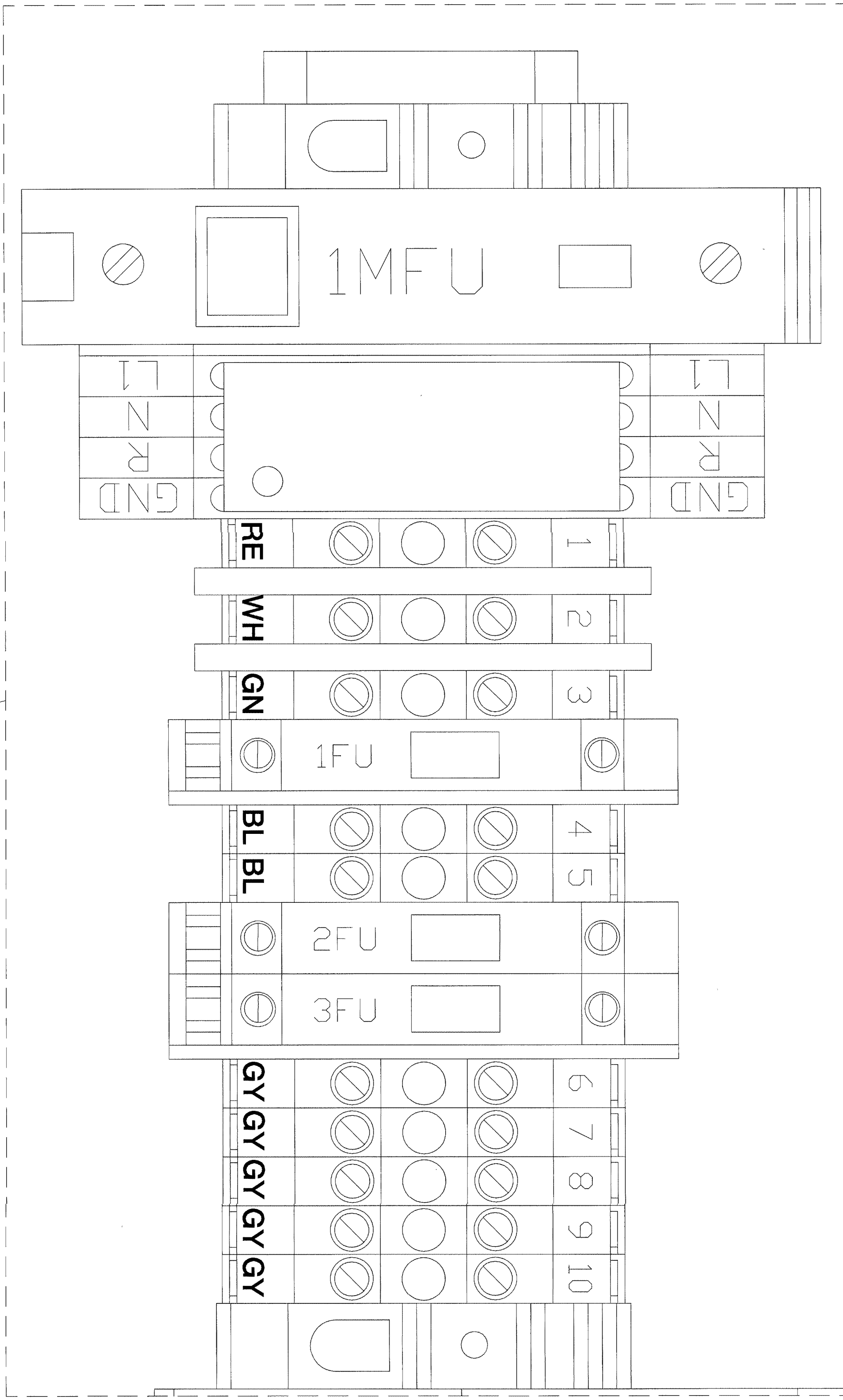

TITLE	
<b>UTILITY PANEL</b>	
JOB #:	DATE:
DESIGN:	
SOFTWARE:	
PROJECT MANAGER:	
REVISIONS	
DESCRIPTION	BY DATE
1	
2	
3	
4	
5	
6	
FILENAME: YPSI151-0.DWG	
DWG NO.	ES151.0

NOT TO BE USED FOR CONSTRUCTION  
AUG 17 2001  
BY 1700b-0  
WALBRIDGE PARTS

LVRP-10, LVRP-12, LVRP-14 UTILITY PANEL



ISSUED FOR REFERENCE ONLY



The information hereon is the property of integrator.com and shall not be transmitted, copied, or used for purposes other than that for which it was intended.

8001 East 196th Street  
Noblesville, Indiana 46060  
Phone: (317) 776-3500 Fax: (317) 776-3510  
www.integrator.com



integrator.com

© COPYRIGHT 2001, integrator.com, Inc.

TITLE

UTILITY PANEL

JOB #: DATE:

DESIGN:

SOFTWARE:

PROJECT MANAGER:

REVISIONS	
DESCRIPTION	BY/DATE
1	
2	
3	
4	
5	
6	

FILENAME: YPS1151-1.DWG

DWG NO.

ES151.1

FORWARD ONLY  
AUG 17 2001  
BY 212-17000-0  
WALBRIDGE ALDRICH

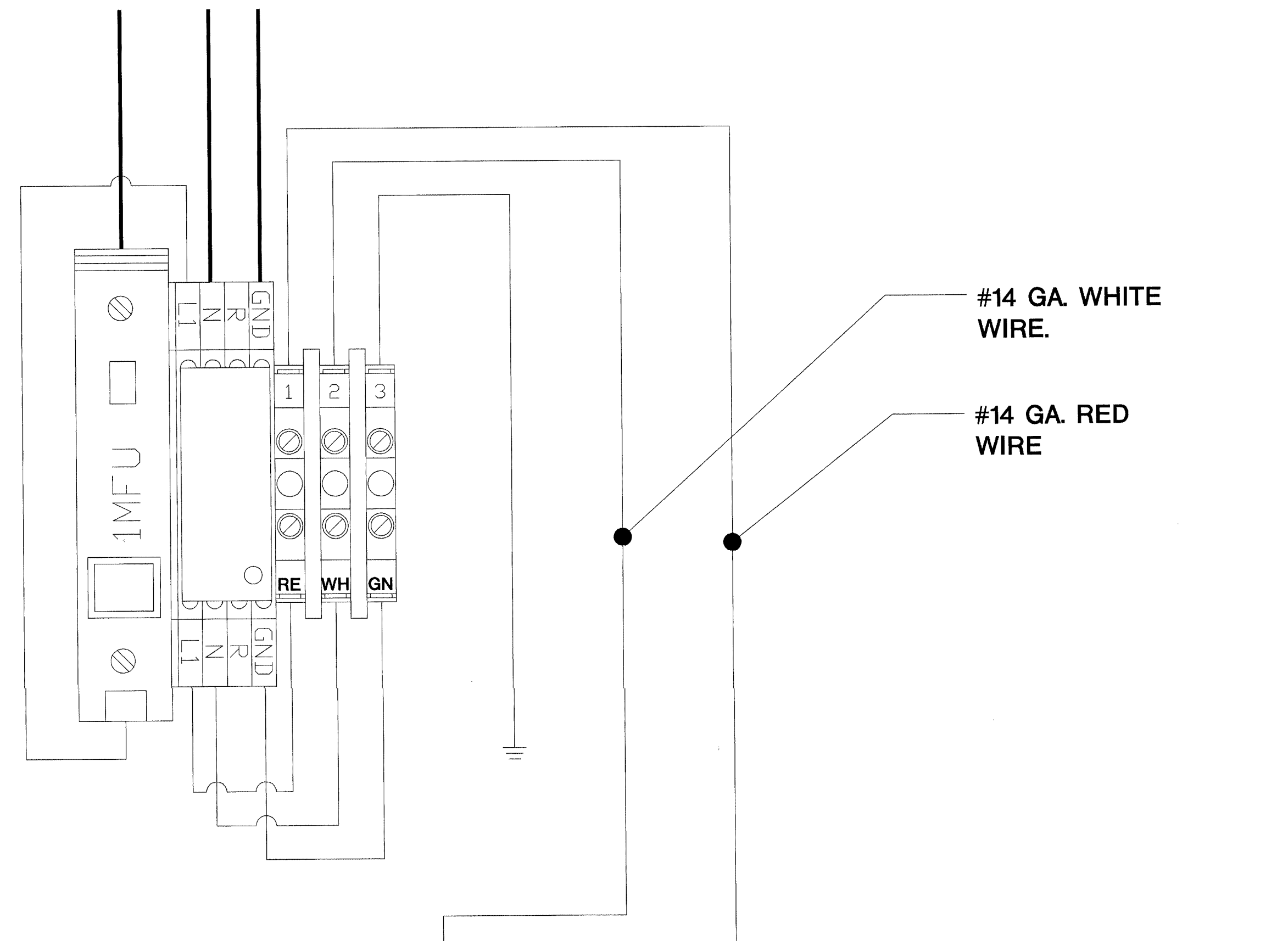
LVRP-13 UTILITY PANEL



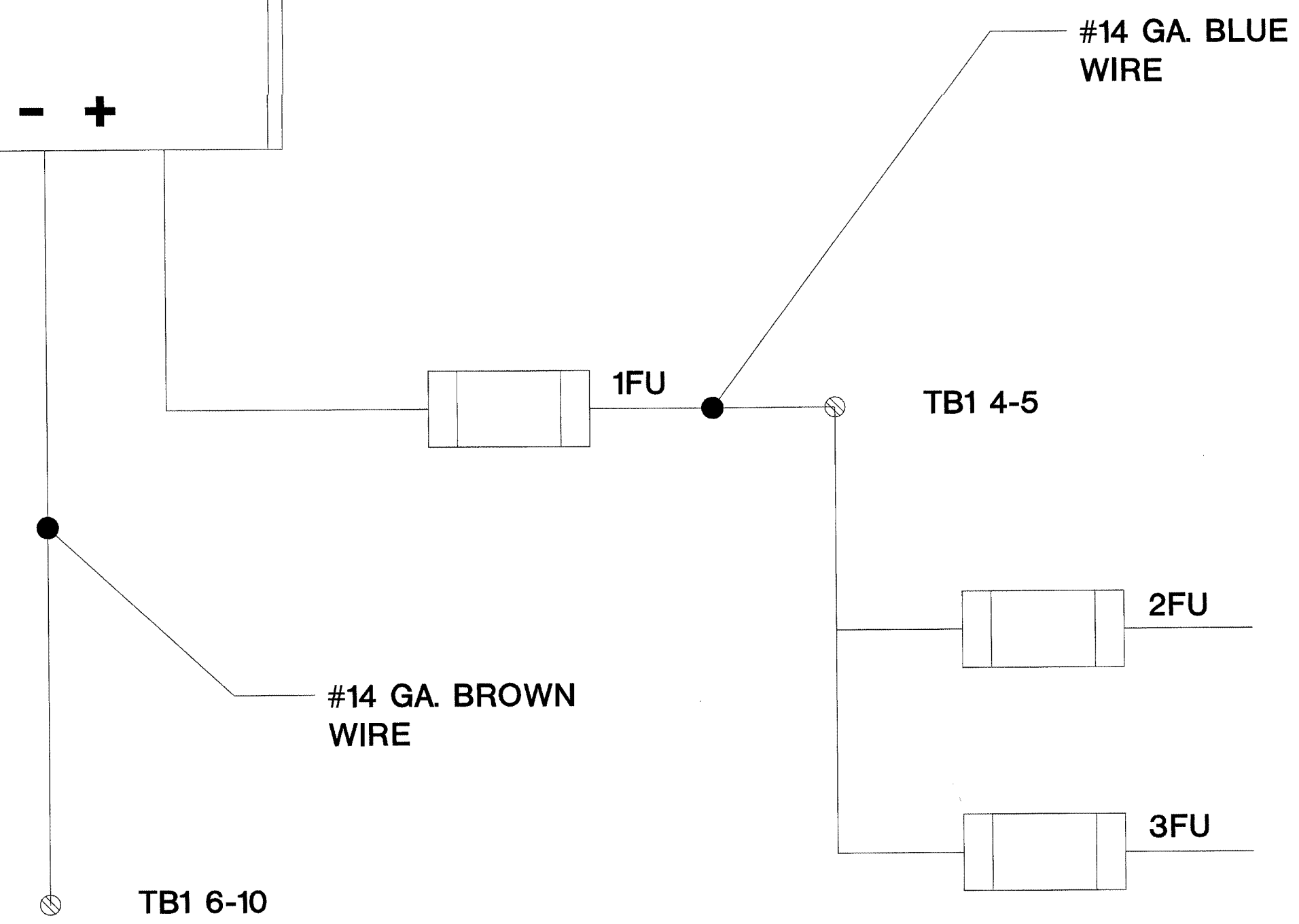
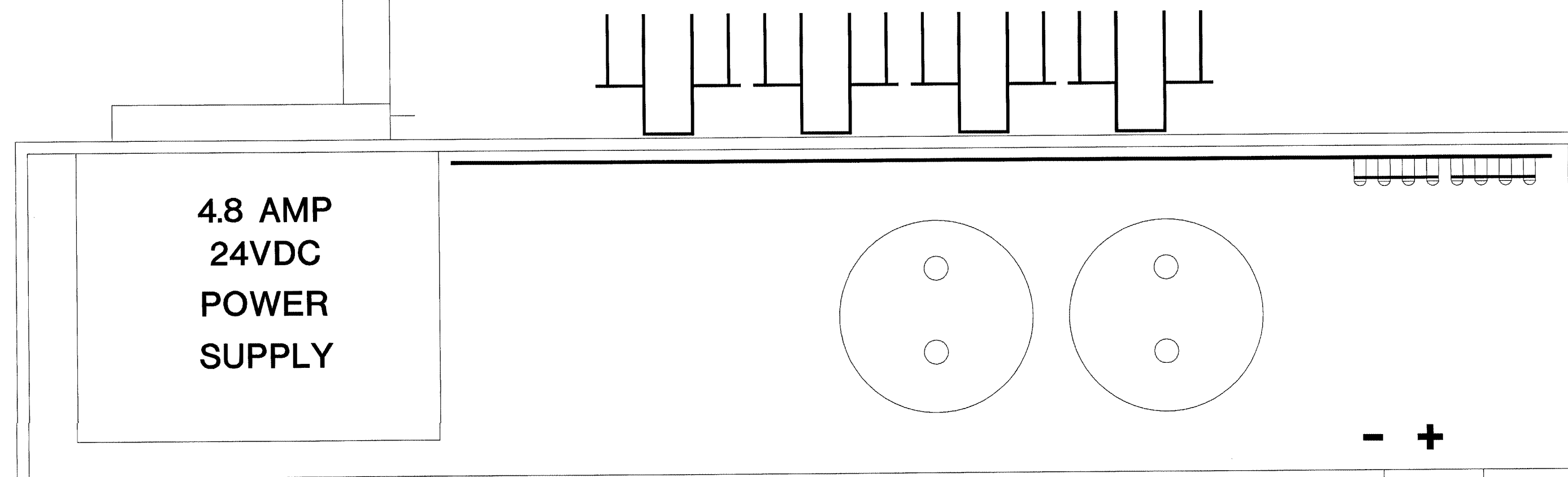
120VAC  
EMER. CIRCUIT  
BY E.C.

ISSUED FOR REFERENCE ONLY

The information hereon is the property of integrator.com and shall not be transmitted, copied, or used for purposes other than that for which it was intended.



FUSE SCHEDULE	
1MFU	2 AMPS
1FU	5 AMPS
2FU	1 AMPS
3FU	5 AMPS



8001 East 196th Street  
Noblesville, Indiana 46060  
Phone: (317) 776-3500 Fax: (317) 776-3510  
www.integrator.com



integrator.com

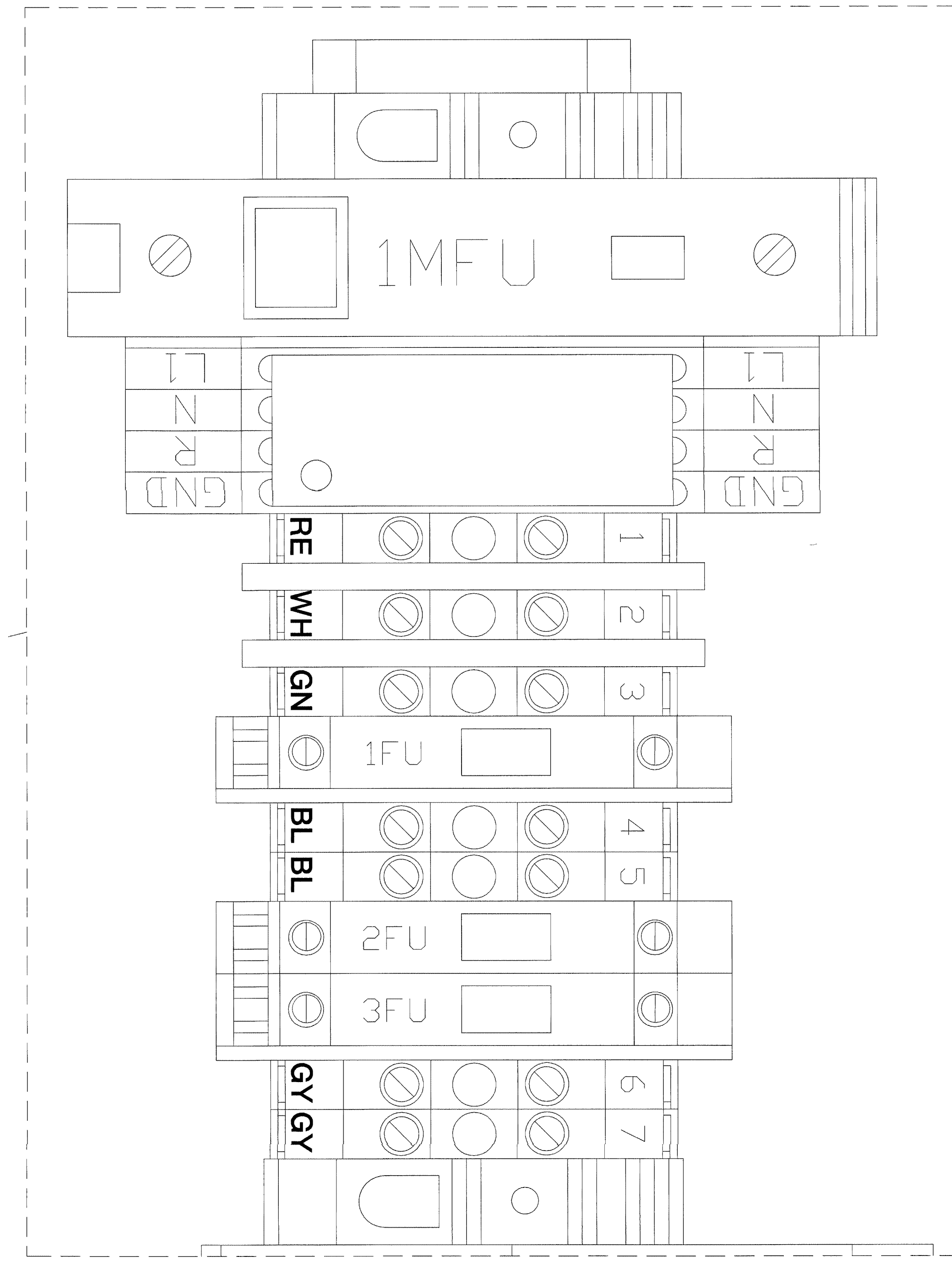
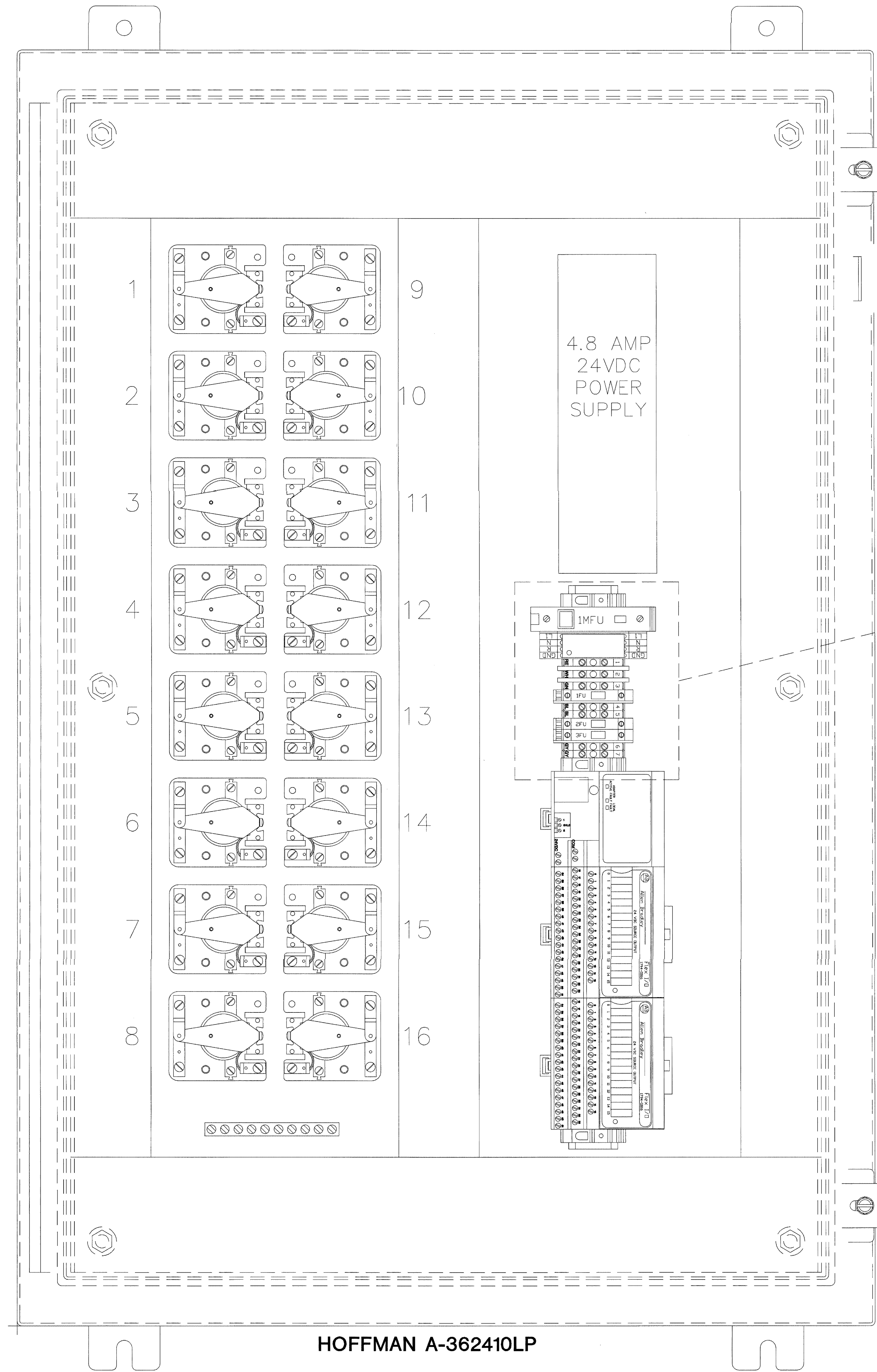
© COPYRIGHT 2001. integrator.com, Inc.

TITLE	
<b>POWER WIRING</b>	
JOB #:	DATE:
DESIGN:	
SOFTWARE:	
PROJECT MANAGER:	
REVISIONS	
DESCRIPTION	BY/DATE
1	
2	
3	
4	
5	
6	
FILENAME: YPS1151-2.DWG	
DWG NO.	
<b>ES151.2</b>	

FOR CONSTRUCTION ONLY  
AUG 17 2001  
BY 212-17000-0  
VALUERS REQUEST



ISSUED FOR REFERENCE ONLY



The information hereon is the property of integrator.com and shall not be transmitted, copied, or used for purposes other than that for which it was intended.

8001 East 196th Street  
Noblesville, Indiana 46060  
Phone: (317) 776-3500 Fax: (317) 776-3510  
www.integrator.com



integrator.com

© COPYRIGHT 2001. integrator.com, Inc.

TITLE	
<b>UTILITY PANEL</b>	
JOB #:	DATE:
DESIGN:	
SOFTWARE:	
PROJECT MANAGER:	
REVISIONS	
DESCRIPTION	BY/DATE
1	
2	
3	
4	
5	
6	
FILENAME:	YPS152-0.DWG
DWG NO.	ES152.0

ISSUED FOR REFERENCE ONLY  
AUG 17 2001  
BY 212-17000-0  
WALBRIDGE ADVISER

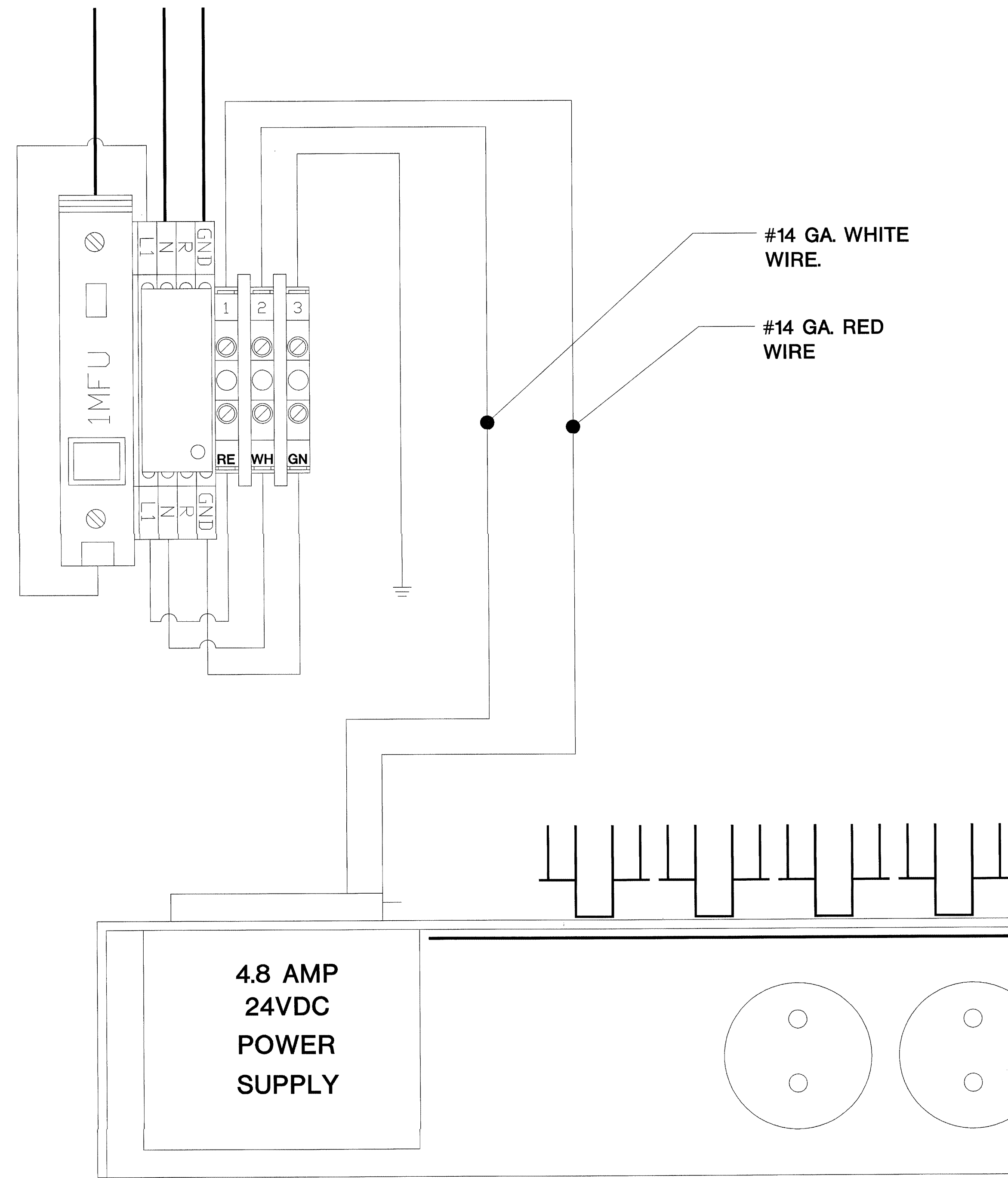
LVRP-9, LVRP-15, LVRP-16, LVRP-17 UTILITY PANEL



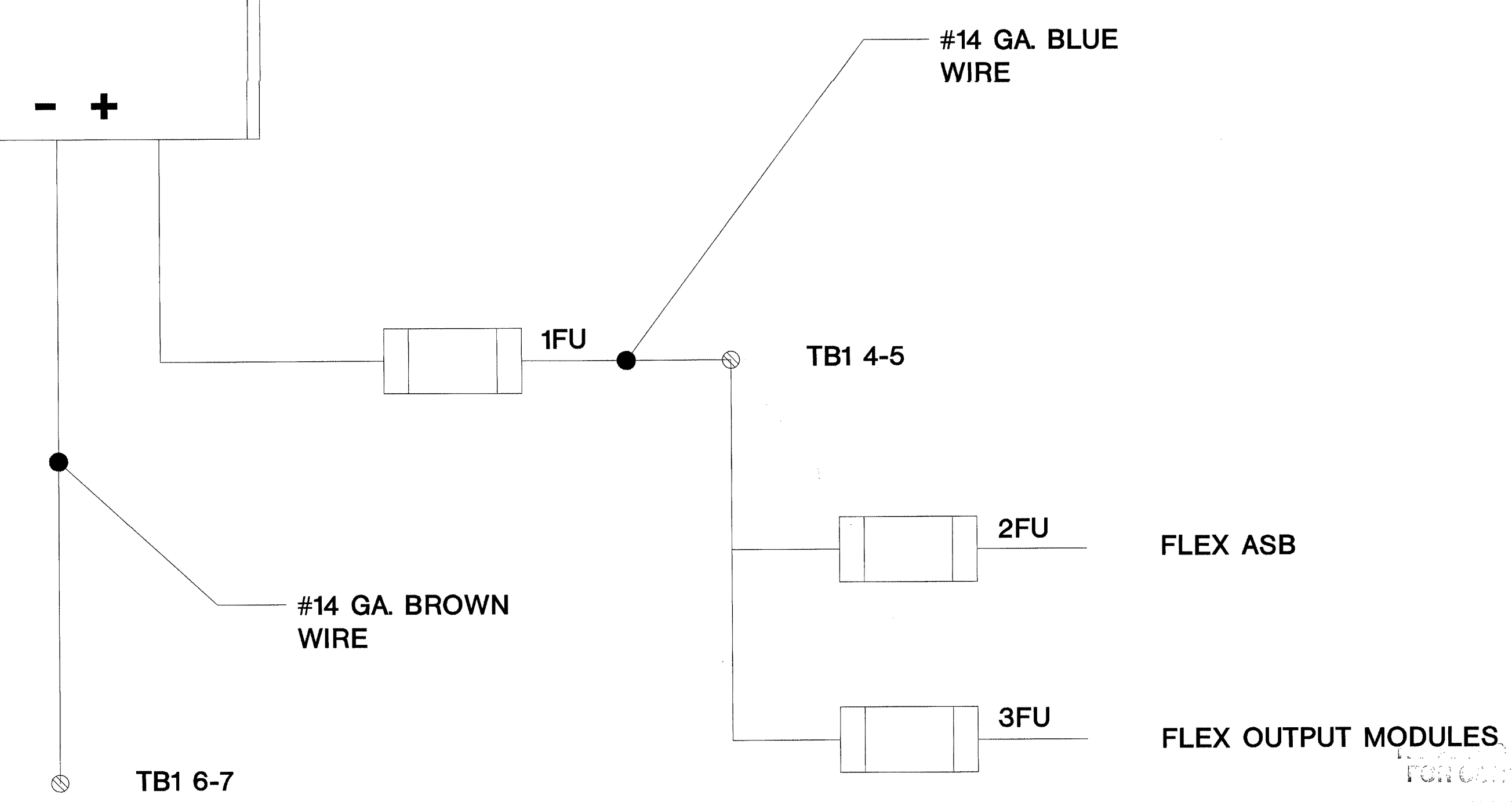
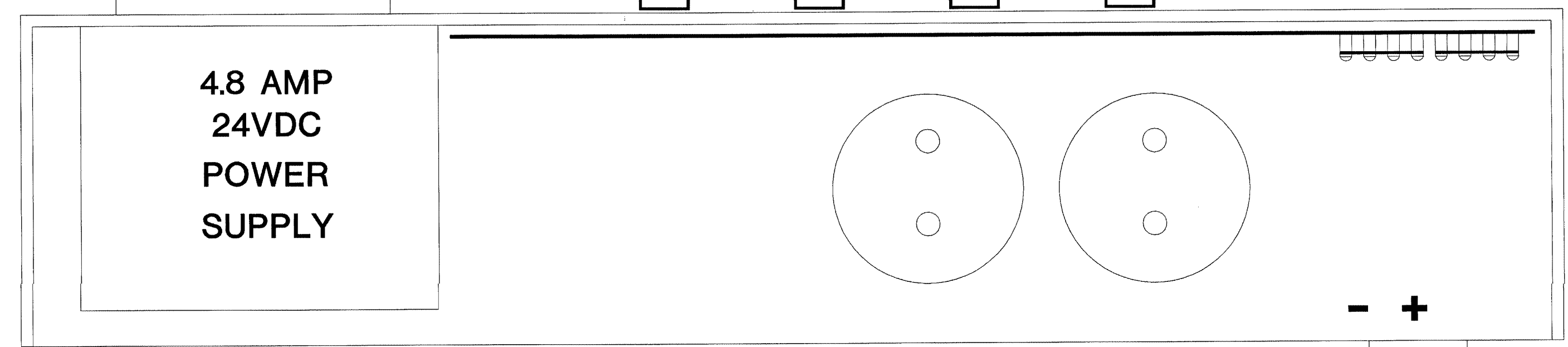
120VAC  
EMER. CIRCUIT  
BY E.C.

ISSUED FOR REFERENCE ONLY


The information hereon is the property of integrator.com and shall not be transmitted, copied, or used for purposes other than that for which it was intended.



FUSE SCHEDULE	
1MFU	2 AMPS
1FU	5 AMPS
2FU	1 AMPS
3FU	5 AMPS



8001 East 196th Street  
Noblesville, Indiana 46060  
Phone: (317) 776-3500 Fax: (317) 776-3510  
www.integrator.com



© COPYRIGHT 2001, integrator.com, Inc.

TITLE	
<b>POWER WIRING</b>	
JOB #:	DATE:
DESIGN:	
SOFTWARE:	
PROJECT MANAGER:	
REVISIONS	
DESCRIPTION	BY/DATE
1	
2	
3	
4	
5	
6	
FILENAME: YPSH52-1DWG	
DWG NO.	
<b>ES152.1</b>	

APPROVED  
FOR CONSTRUCTION  
AUG 17 2001  
BY 212-17000-0  
WALDRIDGE ADRIAN



ISSUED FOR REFERENCE ONLY

The information hereon is the property of integrator.com and shall not be transmitted, copied, or used for purposes other than that for which it was intended.

8001 East 196th Street  
Noblesville, Indiana 46060


Phone: (317) 776-3500 Fax: (317) 776-3510

www.integrator.com

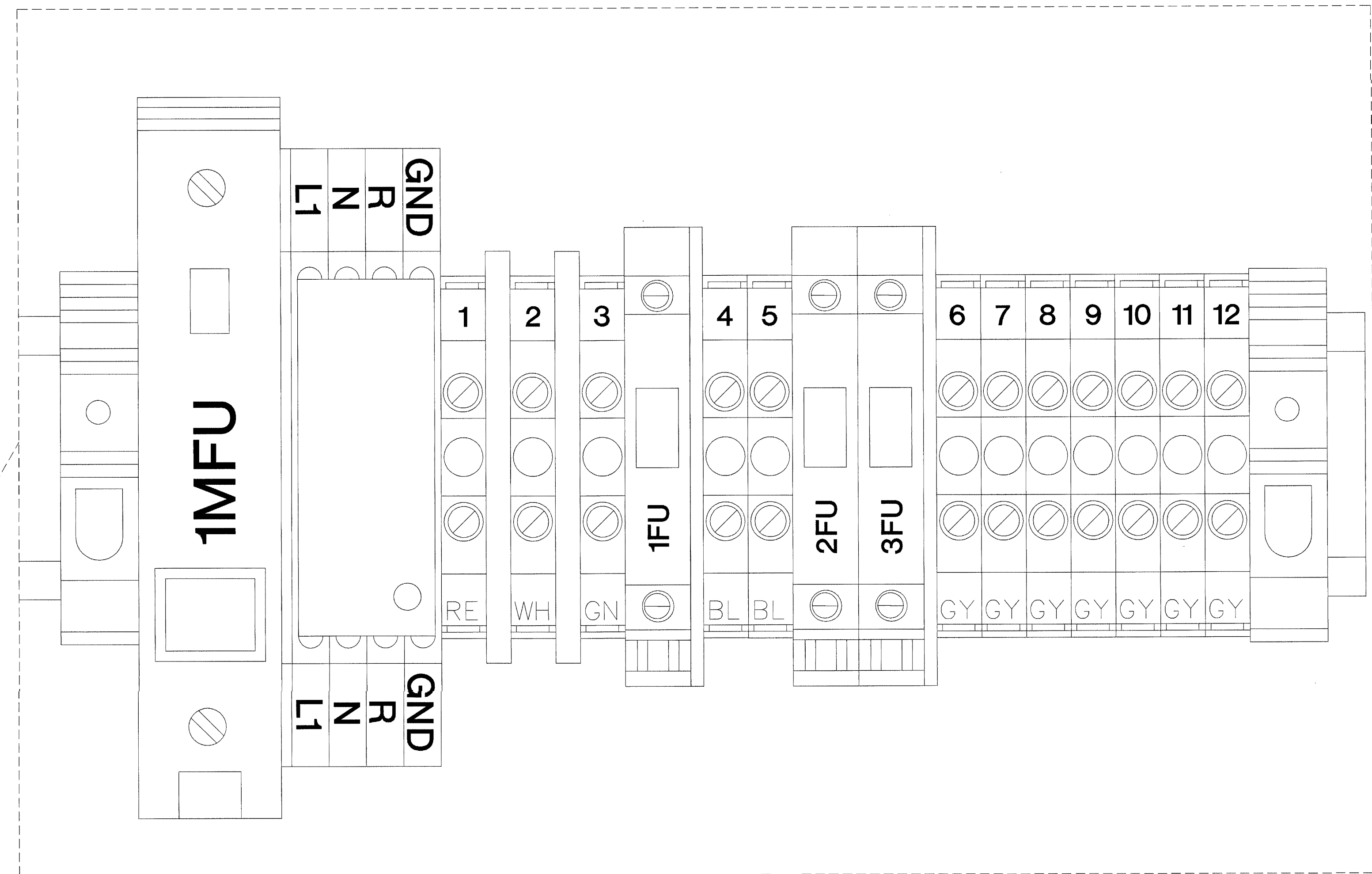


integrator.com

© COPYRIGHT 2001, integrator.com, Inc.



HOFFMAN A-603610LP



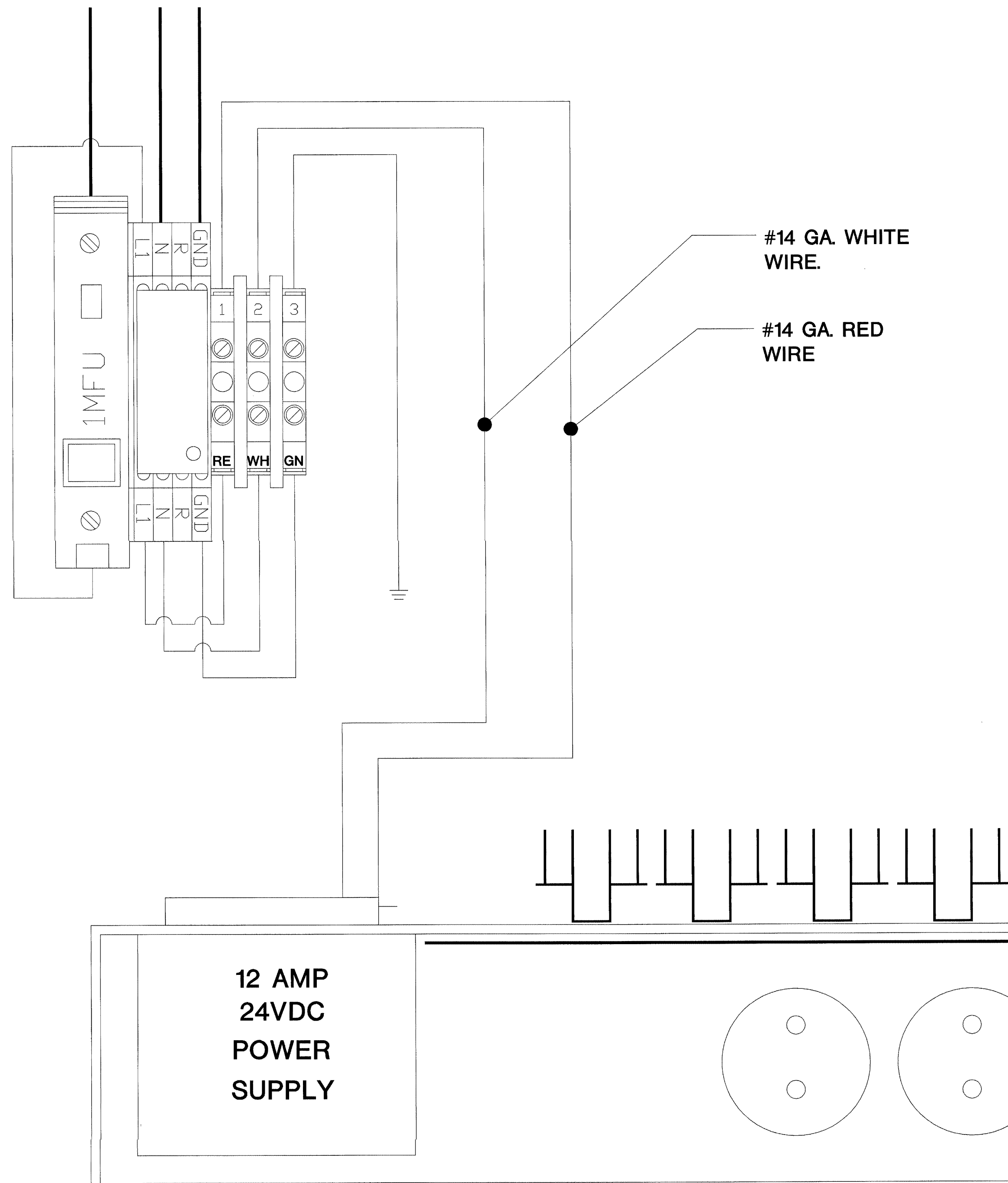
TITLE		UTILITY PANEL	
JOB #:	DATE:		
DESIGN:			
SOFTWARE:			
PROJECT MANAGER:			
REVISIONS			
DESCRIPTION	BY	DATE	
1			
2			
3			
4			
5			
6			
FILENAME: YPS153-0.DWG		DWG NO. ES153.0	

LVRP-11 UTILITY PANEL

AUG 17 2001  
BY 212-17000-0  
WALDRIDGE KENNEDY



120VAC  
EMER. CIRCUIT  
BY E.C.

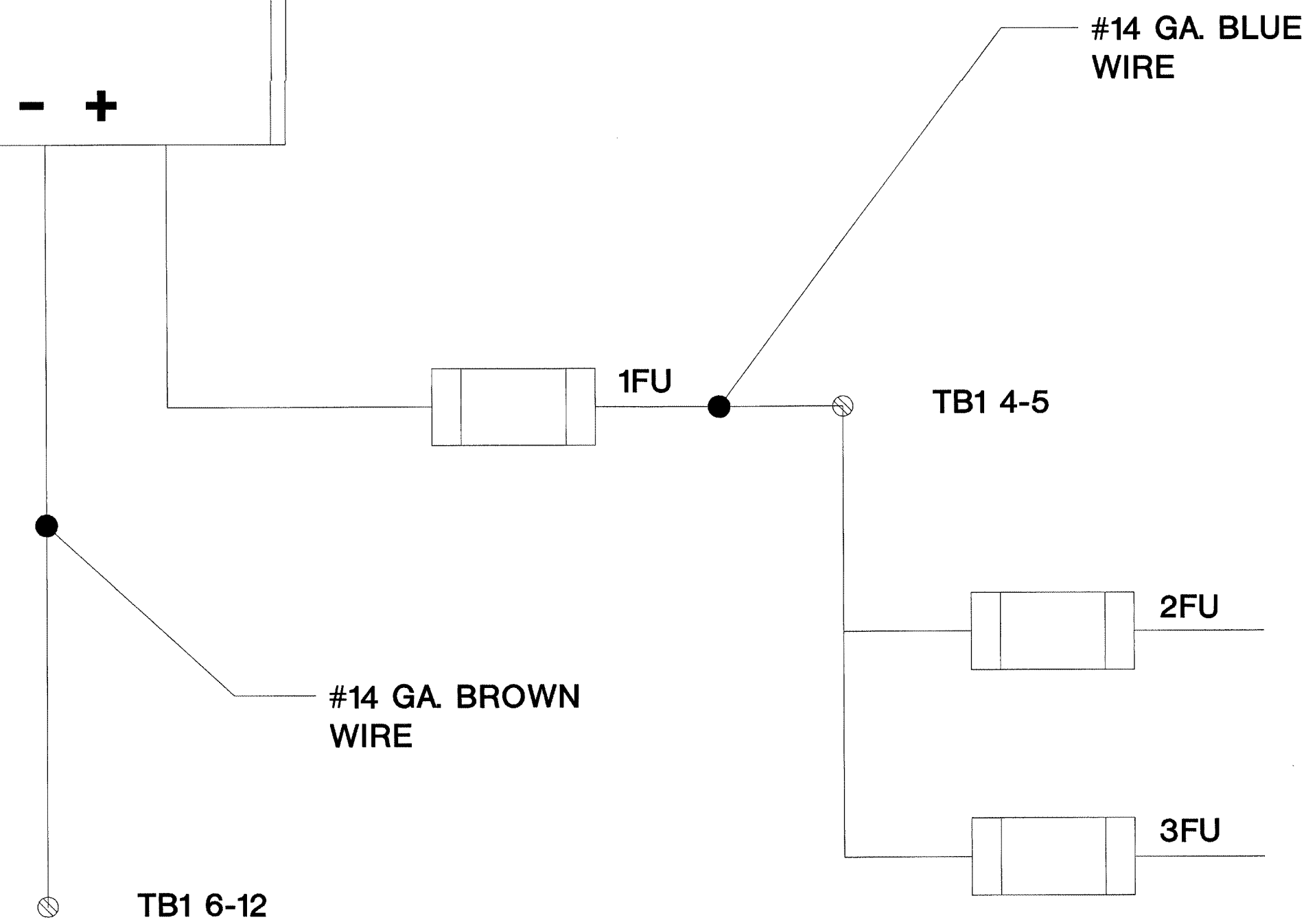


#14 GA. WHITE  
WIRE.

#14 GA. RED  
WIRE

FUSE SCHEDULE	
1MFU	5 AMPS
1FU	10 AMPS
2FU	1 AMPS
3FU	10 AMPS

12 AMP  
24VDC  
POWER  
SUPPLY



#14 GA. BLUE  
WIRE

#14 GA. BROWN  
WIRE

FLEX ASB

FLEX OUTPUT MODULES

REVISIONS  
FOR COMMENT ONLY  
AUG 17 2001  
BY 212-17000-0  
WALBRIDGE REVISIONS

ISSUED FOR REFERENCE ONLY

The information hereon is the property of integrator.com and shall not be transmitted, copied, or used for purposes other than that for which it was intended.

8001 East 196th Street  
Noblesville, Indiana 46060  
Phone: (317) 776-3500 Fax: (317) 776-3510  
www.integrator.com



integrator.com

© COPYRIGHT 2001, integrator.com, Inc.

TITLE

POWER WIRING

JOB # DATE:

DESIGN:

SOFTWARE:

PROJECT MANAGER:

REVISIONS

DESCRIPTION	BY/DATE
1	
2	
3	
4	
5	
6	

FILENAME: YPSI153-1DWG

DWG NO.

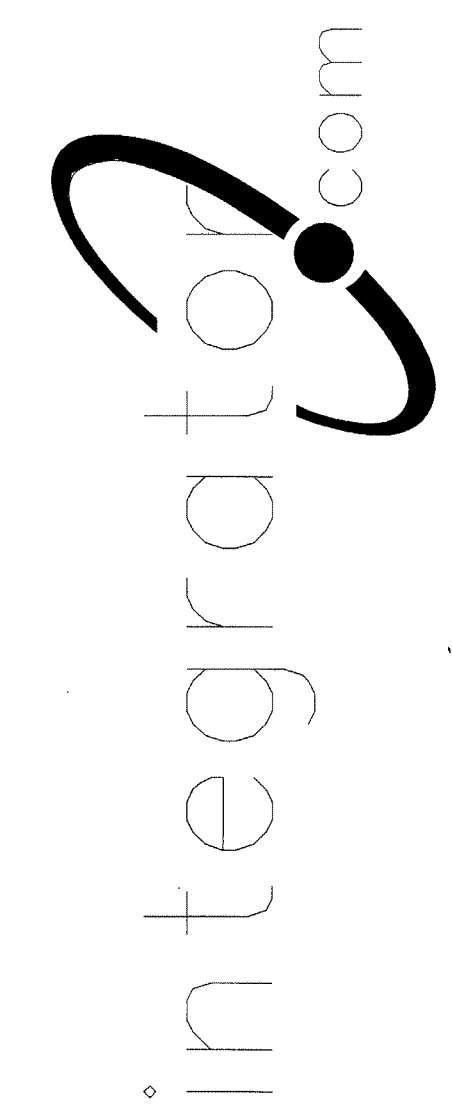
ES153.1

LVRP-11 UTILITY PANEL POWER WIRING



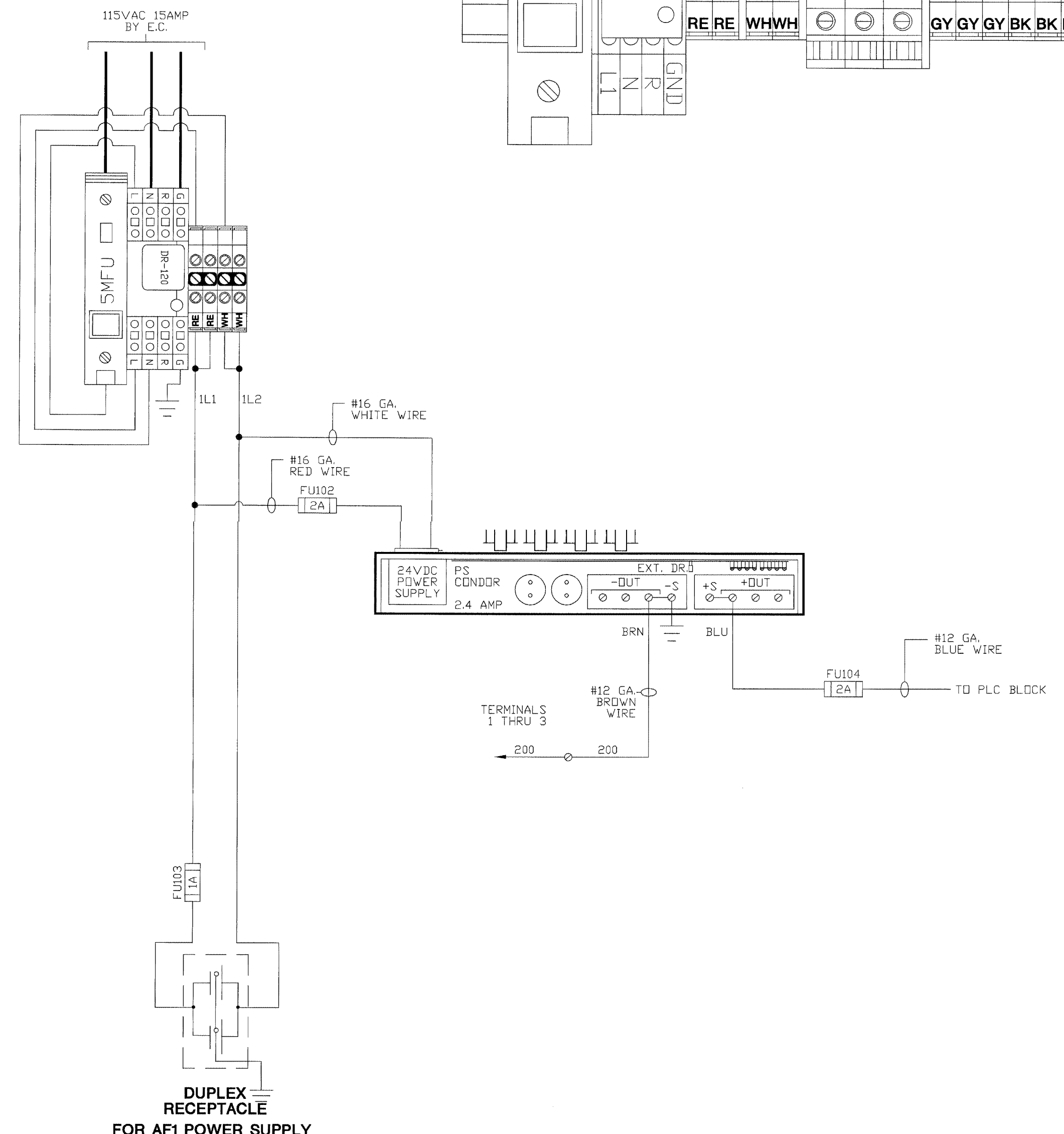
The information hereon is the property of integrator.com and shall not be transmitted, copied, or used for purposes other than that for which it was intended.

8001 East 196th Street  
Noblesville, Indiana 46060  
Phone: (317) 776-3500 Fax: (317) 776-3510  
www.integrator.com

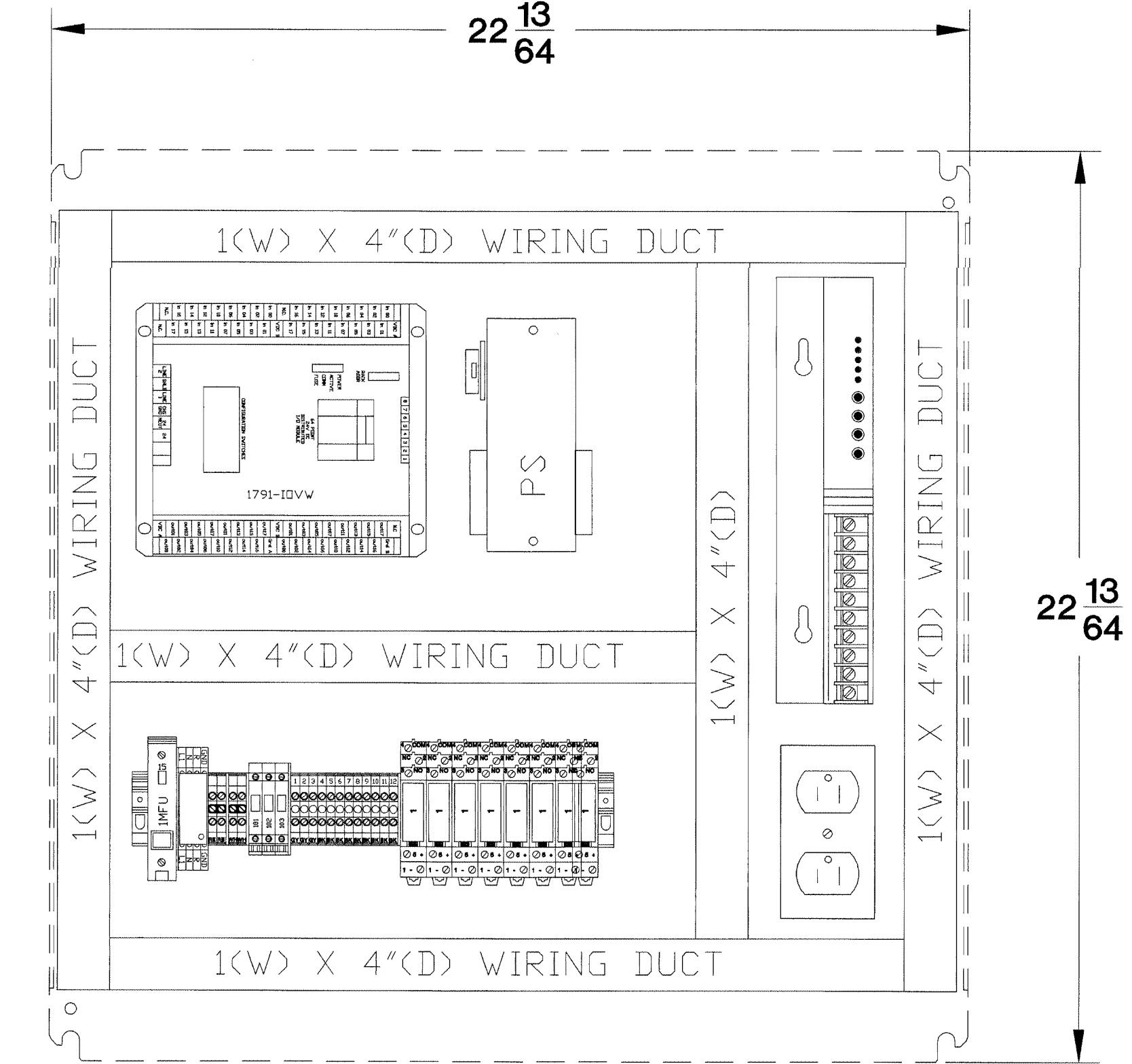
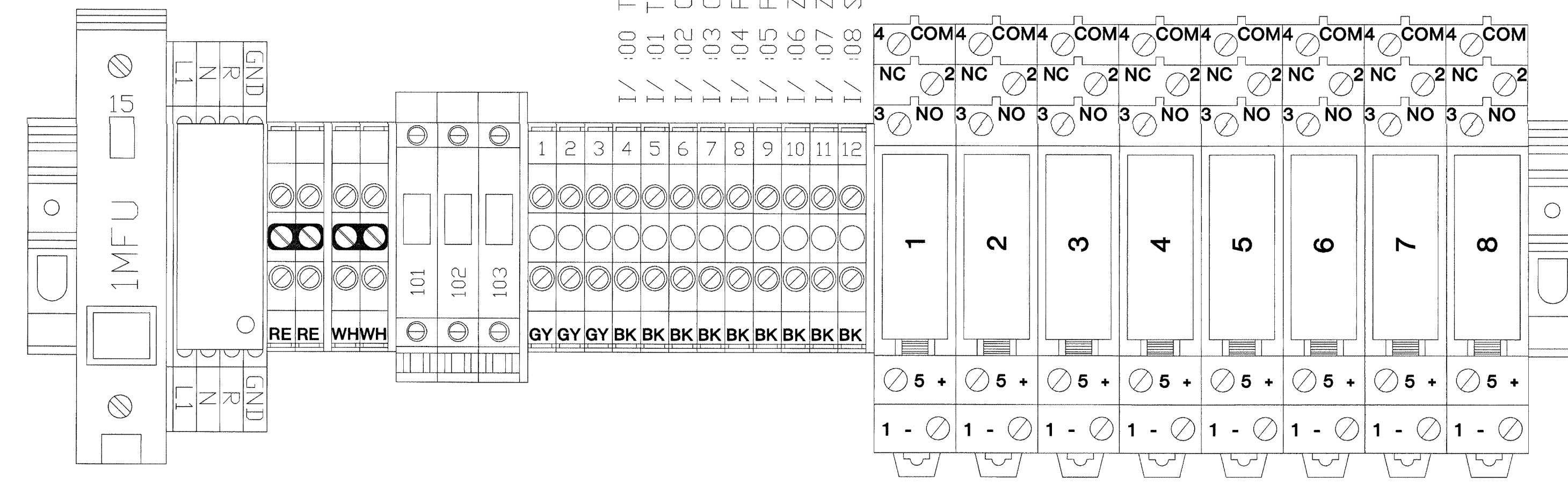


© COPYRIGHT 2001, integrator.com, Inc.

No REFERENCE TO EQUIPMENT  
FORNISHER UNDER SECTION 17440  
SHOWS POINT TO POINT WIRING  
PER 17400-1.03-B.3.2.10



- I/ :00 TAMPER ALARM (ODD ZONE)
- I/ :01 TAMPER ALARM (EVEN ZONE)
- I/ :02 GENERAL ALARM (ODD ZONE)
- I/ :03 GENERAL ALARM (EVEN ZONE)
- I/ :04 POWER LOSS (ODD ZONE)
- I/ :05 POWER LOSS (EVEN ZONE)
- I/ :06 ZONE DISABLED (ODD ZONE)
- I/ :07 ZONE DISABLED (EVEN ZONE)
- I/ :08 SPARE
- O/ :00 ALARM RESET (ODD ZONE)
- O/ :01 ALARM RESET (EVEN ZONE)
- O/ :02 ALARM SILENCE (ODD ZONE)
- O/ :03 ALARM SILENCE (EVEN ZONE)
- O/ :04 TROUBLE ACKNOWLEDGE (ODD ZONE)
- O/ :05 TROUBLE ACKNOWLEDGE (EVEN ZONE)
- O/ :06 BYPASS ZONE(SALLYPORT ZONE ONLY)
- I/ :07 SPARE



**STUNFENCE INTERFACE PANEL**  
**HOFFMAN PANEL #C-P2424**  
**TO BE LOCATED IN NLEFM ZONE ENCLOSURE**

REVISED FOR  
17000-1.03-B.3.2.10  
AUG 17 2001  
BY 212-17000-0  
WALBRIDGE ALDRICH

ZN-1,3,5,7,9,11 STUN FENCE INTERFACE

TITLE  
**STUN FENCE INTERFACE**

JOB #: \_\_\_\_\_ DATE: \_\_\_\_\_  
DESIGN: \_\_\_\_\_  
SOFTWARE: \_\_\_\_\_  
PROJECT MANAGER: \_\_\_\_\_

REVISIONS		
NO.	DESCRIPTION	BY/DATE
1		
2		
3		
4		
5		
6		


FILENAME: YPSI154-0.DWG  
DWG NO. \_\_\_\_\_

ES154.0



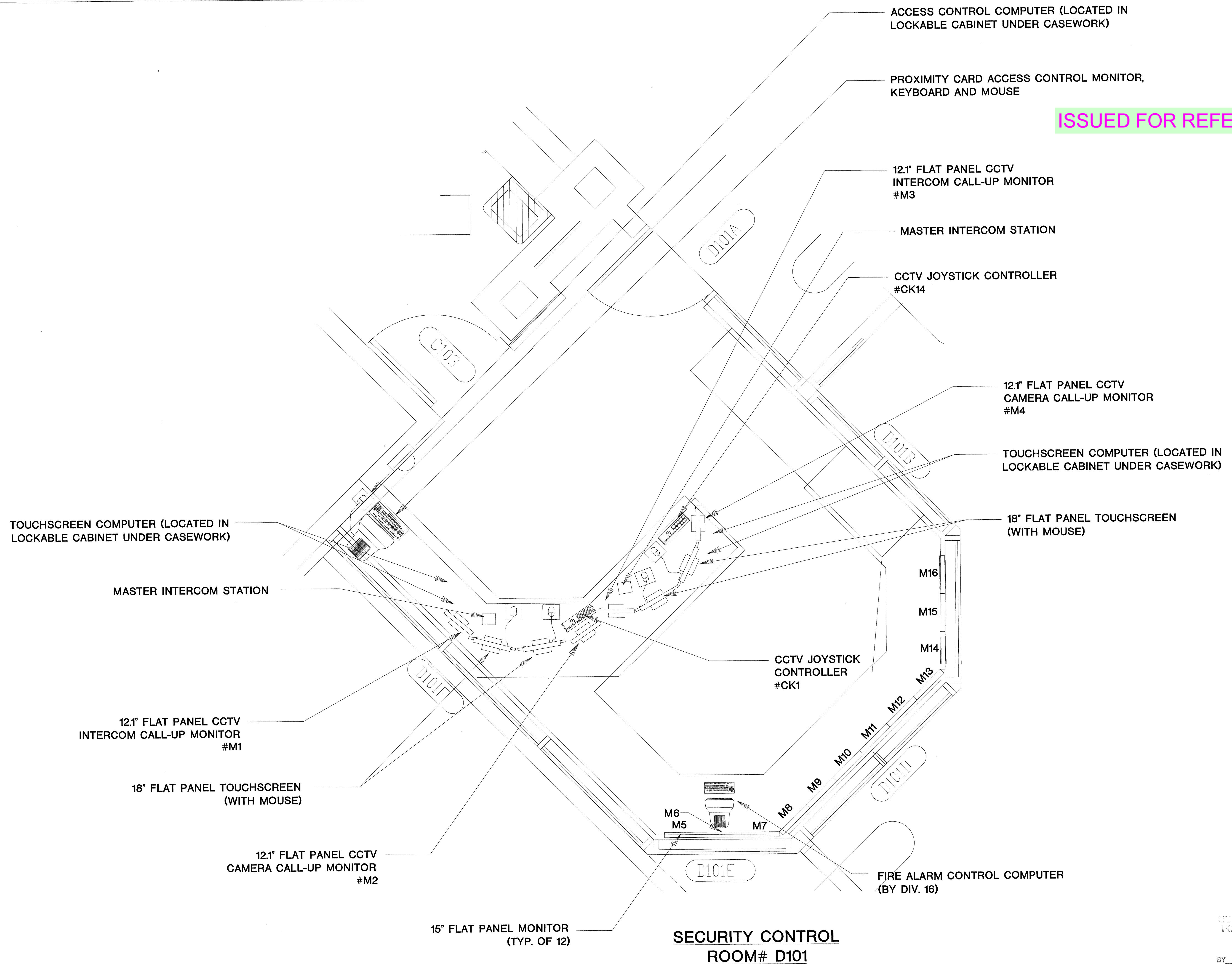
The information herein is the property of integrator.com and shall not be transmitted, copied, or used for purposes other than that for which it was intended.

8001 East 196th Street  
Noblesville, Indiana 46060  
Phone: (317) 776-3500 Fax: (317) 776-3510  
www.integrator.com



© COPYRIGHT 2001, integrator.com, Inc.

ISSUED FOR REFERENCE ONLY



**SECURITY CONTROL ROOM# D101**

TITLE	
<b>CONTROL ROOM</b>	
JOB #:	DATE:
DESIGN:	
SOFTWARE:	
PROJECT MANAGER:	
REVISIONS	
DESCRIPTION	BY/DATE
FILENAME: YPSI200-0.DWG	
DWG NO.	
ES200.0	

APPROVED FOR CONSTRUCTION  
AUG 17 2001  
BY: 212-17000-0  
WALBRIDGE ALDRIDGE



ISSUED FOR REFERENCE ONLY

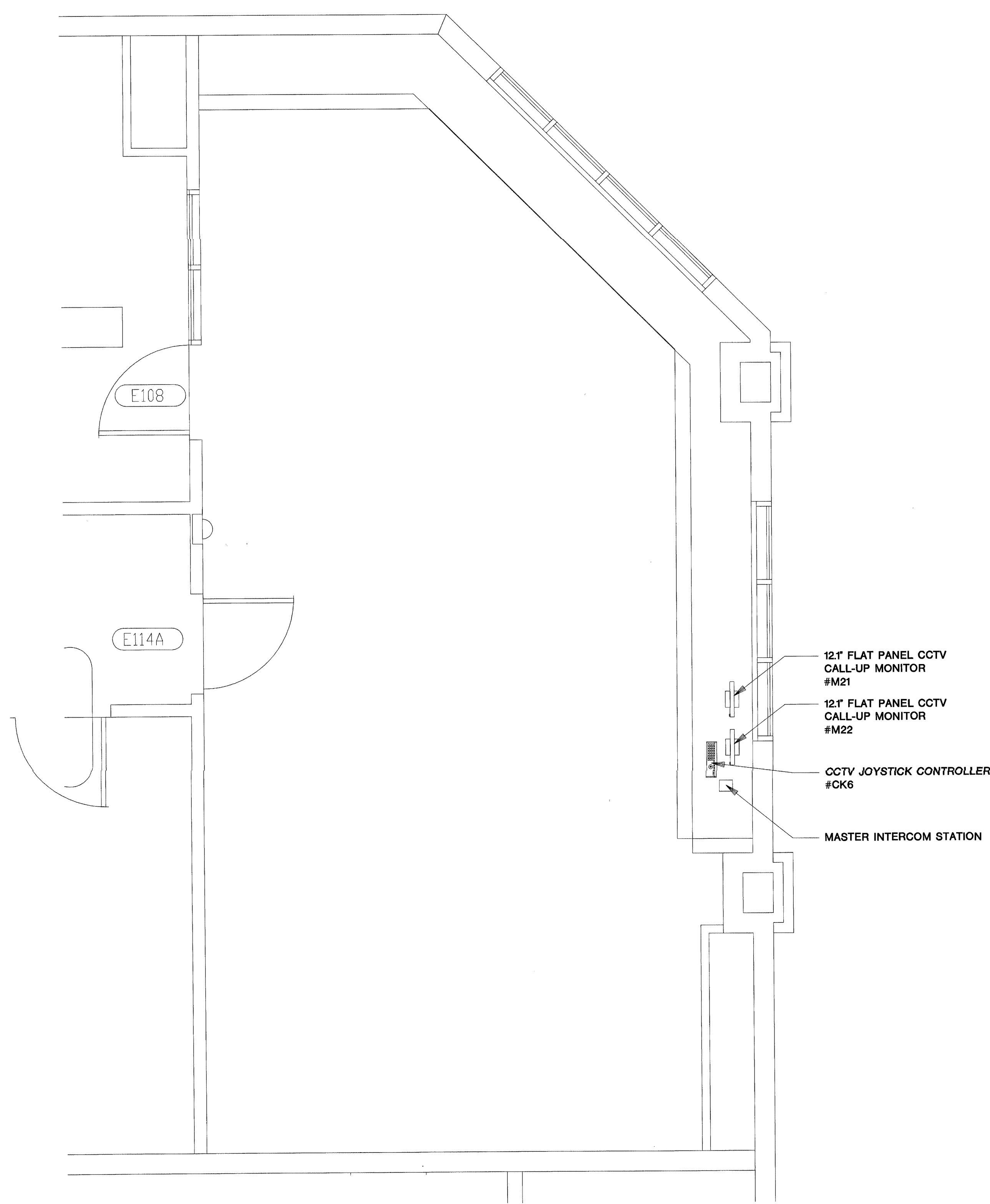
The information hereon is the property of integrator.com and shall not be transmitted, copied, or used for purposes other than that for which it was intended.

8001 East 196th Street  
Noblesville, Indiana 46060  
Phone: (317) 776-3500 Fax: (317) 776-3510  
www.integrator.com

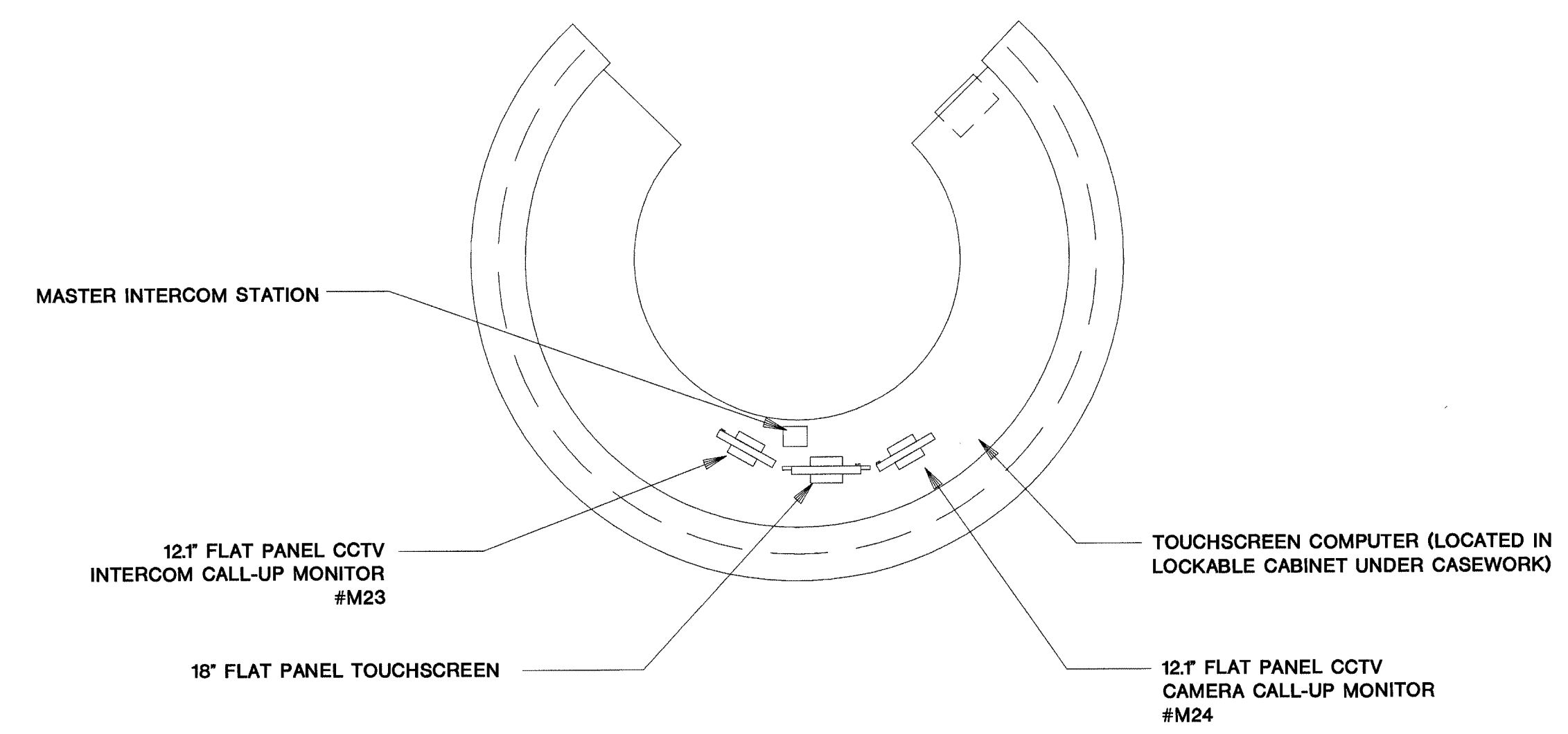


integrator.com

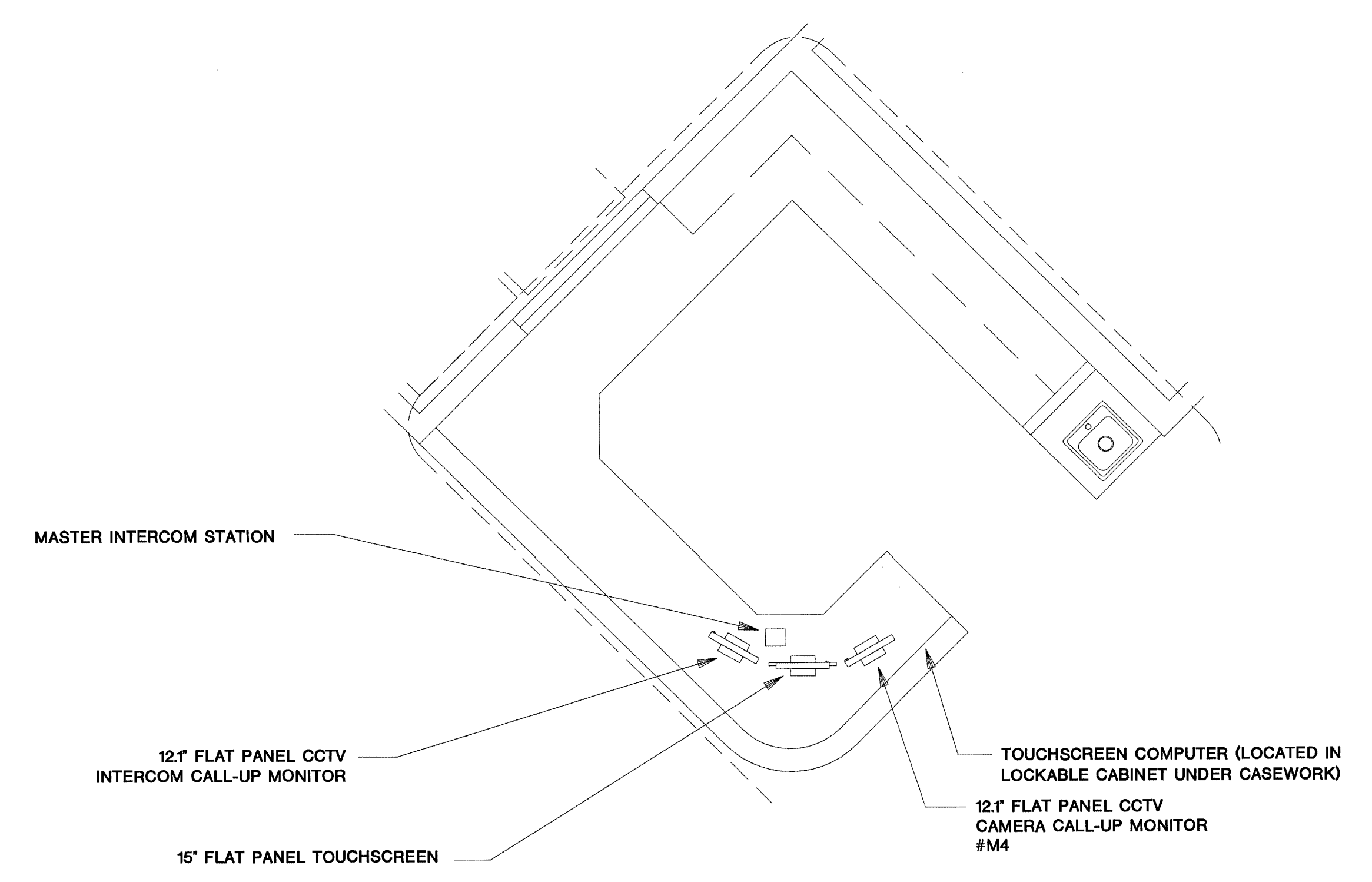
© COPYRIGHT 2001, integrator.com, Inc.



**OPERATIONS CENTER  
ROOM# E114**



**TOWN SQUARE  
ROOM# E119**



**CONTROL/CHARTING**

TYPICAL LAYOUT FOR:	MONITOR #'s	KEYBOARD #'s
CONTROL/CHARTING KB108	M25,M26	CK8
CONTROL/CHARTING KC108	M27,M28	CK9
CONTROL/CHARTING LB108	M29,M30	CK10
CONTROL/CHARTING LC108	M31,M32	CK11
CONTROL/CHARTING MB108	M33,M34	CK12
CONTROL/CHARTING MC108	M35,M36	CK13
CONTROL/CHARTING NB108	M37,M38	CK2
CONTROL/CHARTING NC108	M39,M40	CK3

ISSUED FOR REFERENCE ONLY  
 AUG 17 2001  
 BY 212-17000-D  
 WALTERS

TITLE: CONTROL ROOM

JOB #: \_\_\_\_\_ DATE: \_\_\_\_\_

DESIGN: \_\_\_\_\_

SOFTWARE: \_\_\_\_\_

PROJECT MANAGER: \_\_\_\_\_

REVISIONS		
DESCRIPTION	BY	DATE
▲		
▲		
▲		
▲		
▲		
▲		

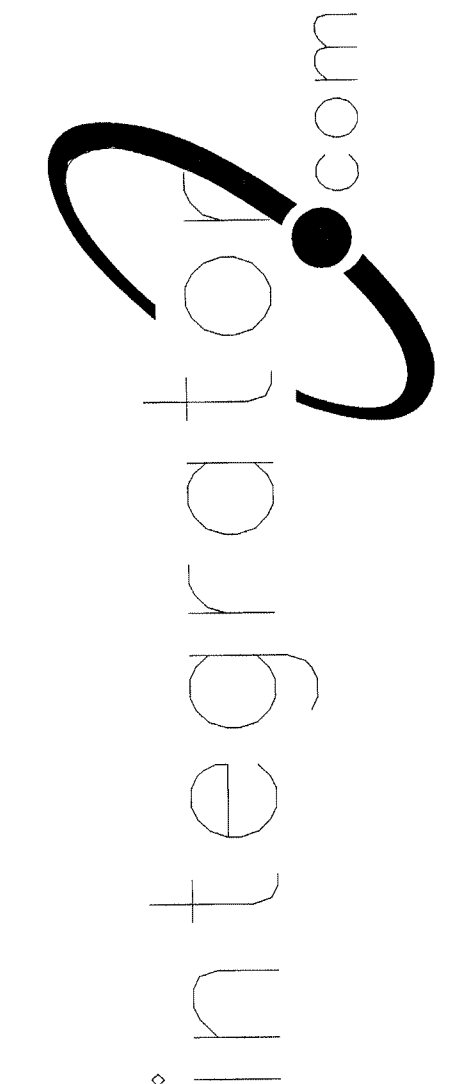
FILENAME: YPSI200-2.DWG  
 DWG NO. ES200.1



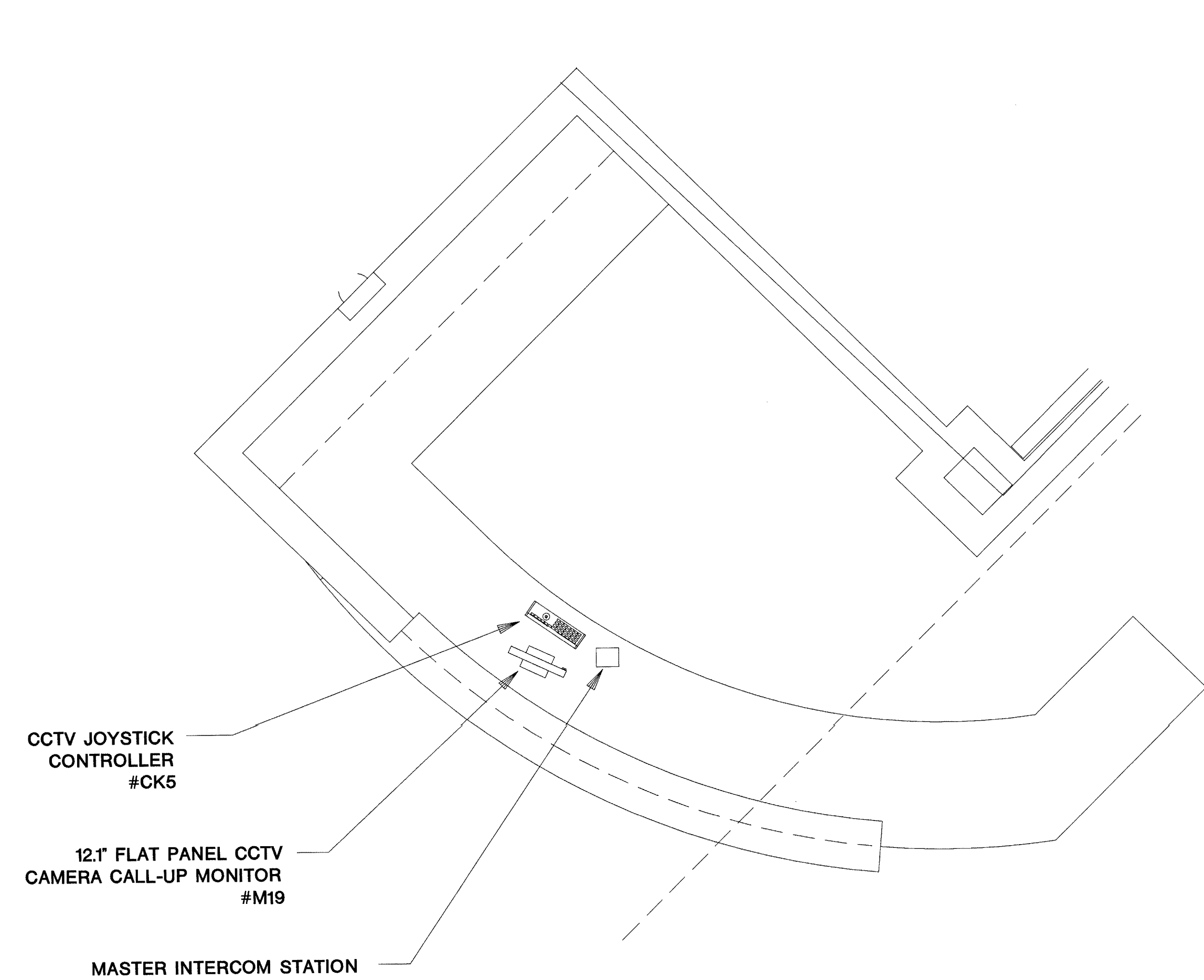
The information hereon is the property of integrator.com and shall not be transmitted, copied, or used for purposes other than that for which it was intended.



8001 East 196th Street  
Noblesville, Indiana 46060  
Phone: (317) 776-3500 Fax: (317) 776-3510  
www.integrator.com

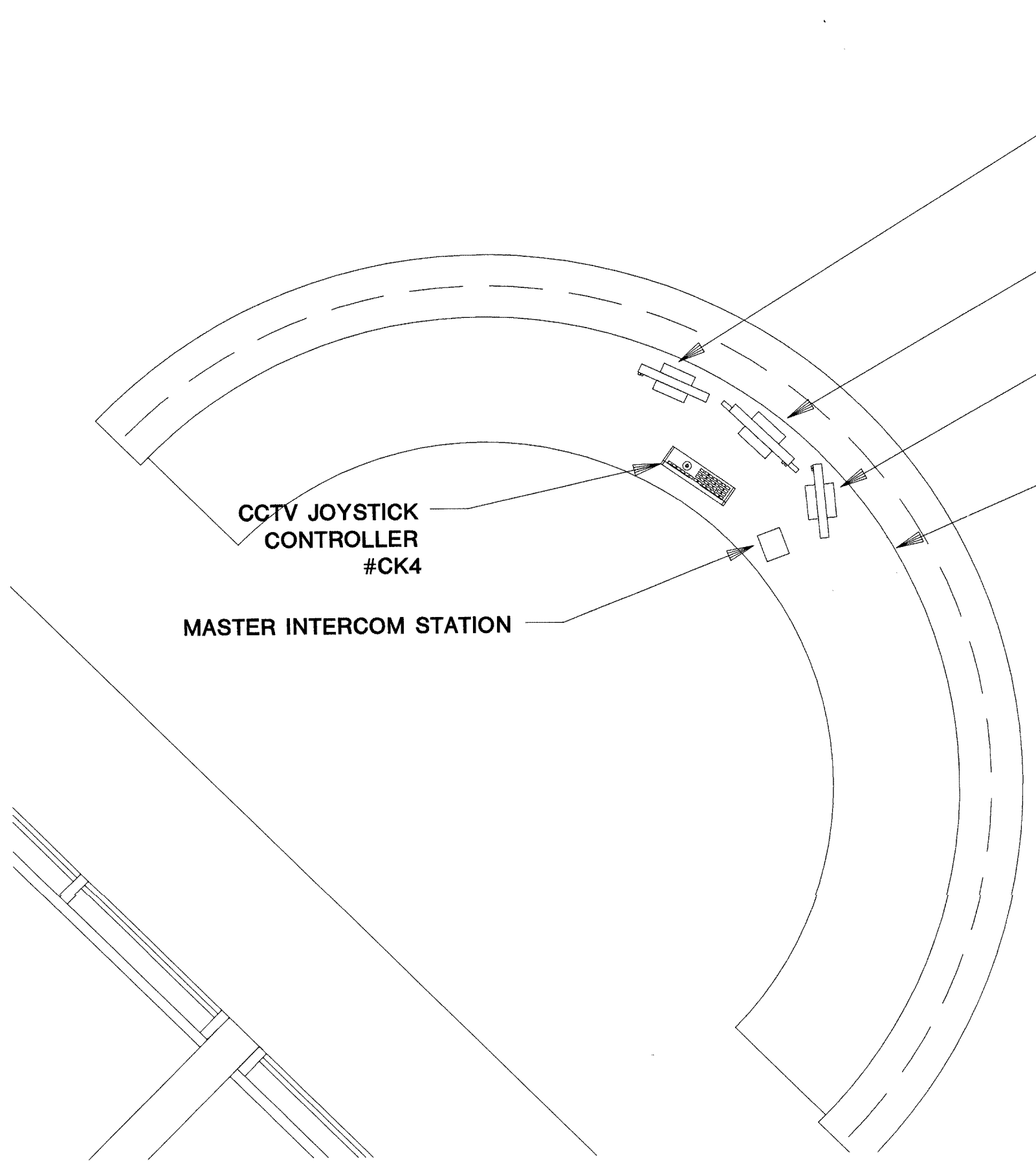


© COPYRIGHT 2001, integrator.com, Inc.



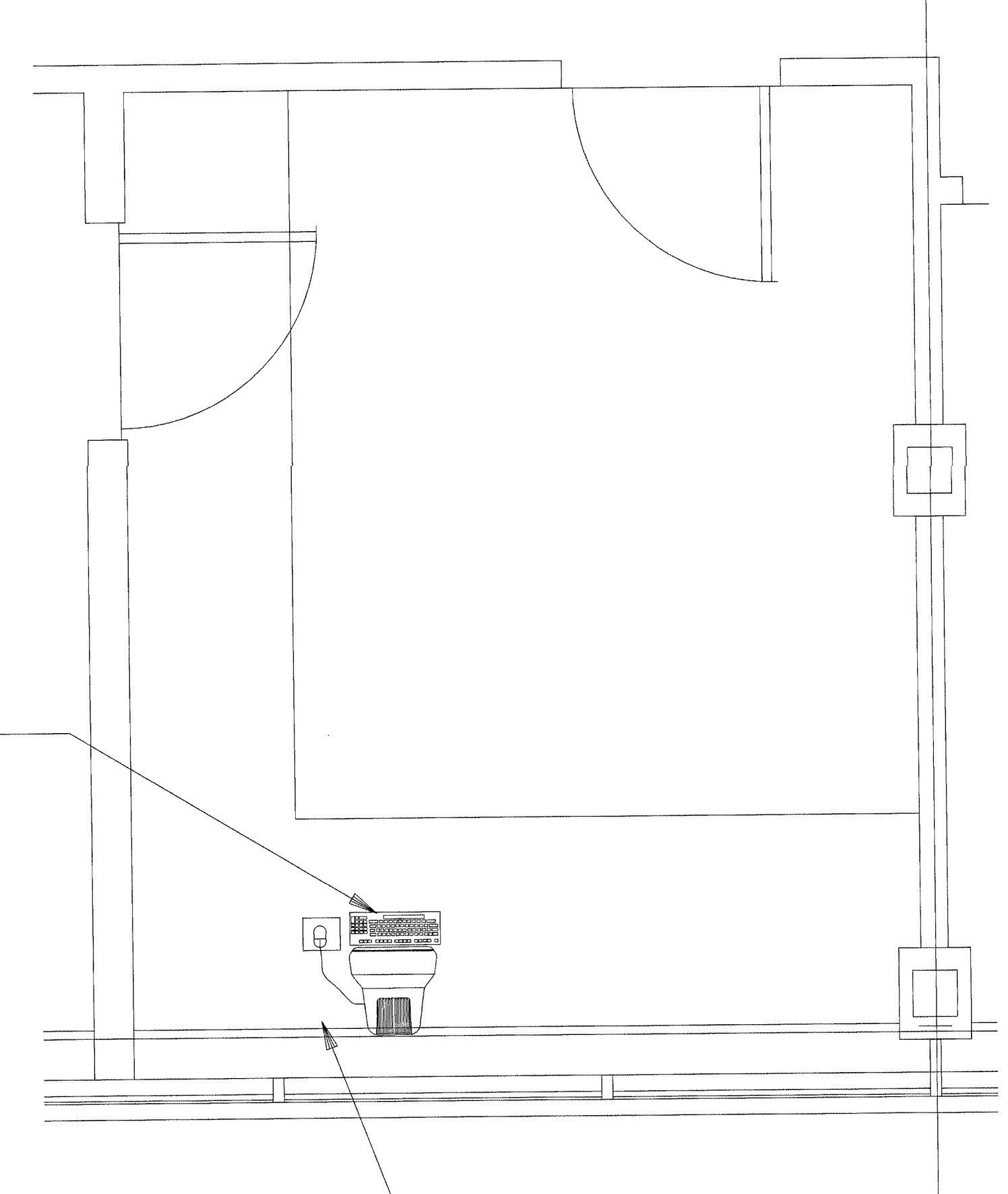
CCTV JOYSTICK CONTROLLER #CK5  
12.1" FLAT PANEL CCTV CAMERA CALL-UP MONITOR #M19  
MASTER INTERCOM STATION

**RECEPTION ROOM# A102**



12.1" FLAT PANEL CCTV INTERCOM CALL-UP MONITOR #M17  
18" FLAT PANEL TOUCHSCREEN  
12.1" FLAT PANEL CCTV INTERCOM CALL-UP MONITOR #M18  
TOUCHSCREEN COMPUTER (LOCATED IN LOCKABLE CABINET UNDER CASEWORK)  
CCTV JOYSTICK CONTROLLER #CK4  
MASTER INTERCOM STATION

**CENTRAL SECURITY ROOM# C106**



SECURITY MAMAGEMENT/CCTV ADMINISTRATION TERMINAL, MONITOR, KEYBOARD AND MOUSE

SECURITY MAMAGEMENT/CCTV ADMINISTRATION COMPUTER (LOCATED UNDER CASEWORK)

**OPERATIONS CENTER ROOM# E114**

TITLE	
<b>CONTROL ROOM</b>	
JOB #:	DATE:
DESIGN:	
SOFTWARE:	
PROJECT MANAGER:	
REVISIONS	
DESCRIPTION	BY/DATE
1	
2	
3	
4	
5	
6	
FILENAME: YPSI200-2.DWG	
DWG NO.	
ES200.2	


REVISIONS/REVISED FOR COMMENT ONLY  
AUG 17 2001  
BY 212-176db-o  
WALDENGE ALDRIDGE



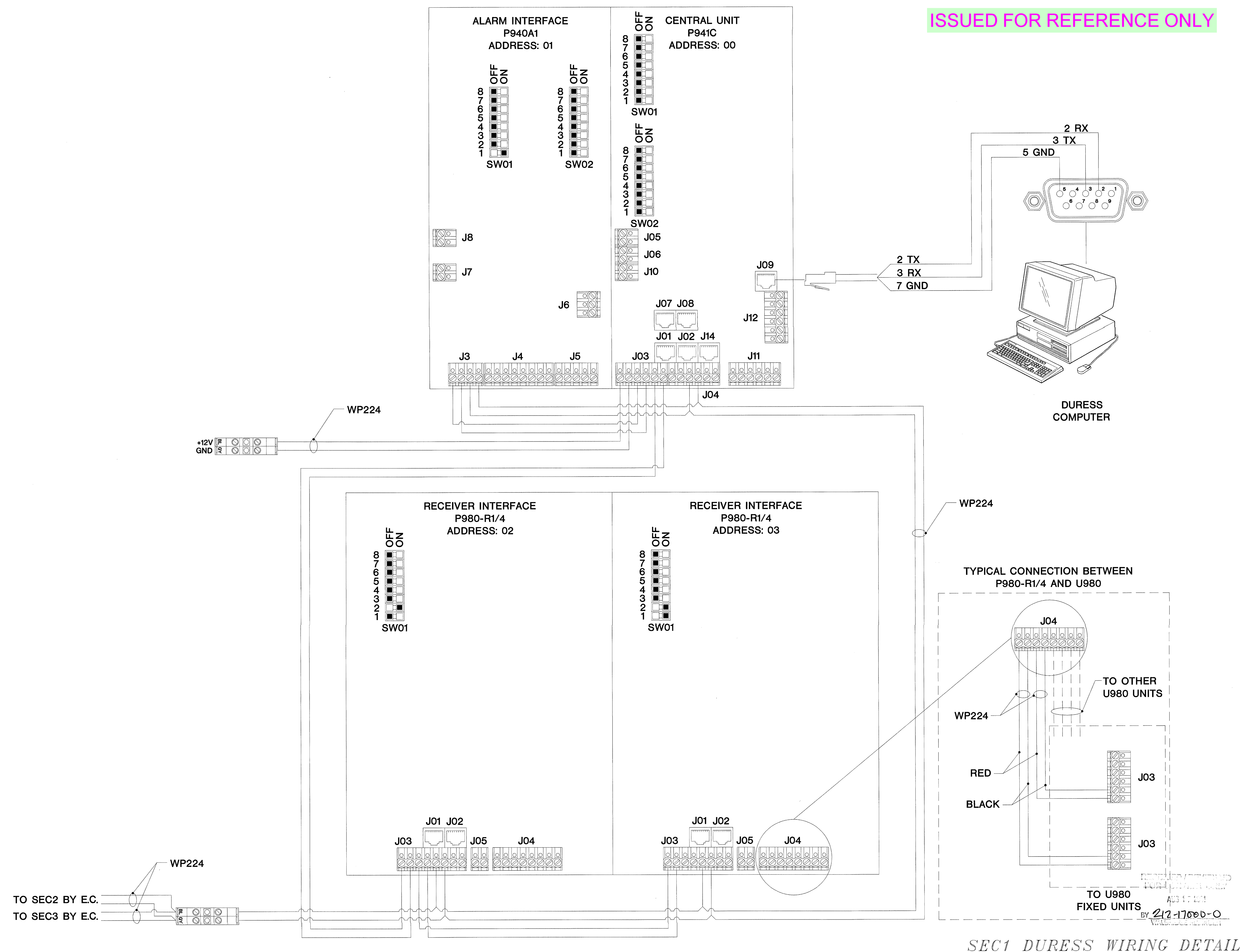
ISSUED FOR REFERENCE ONLY

The information hereon is the property of integrator.com and shall not be transmitted, copied, or used for purposes other than that for which it was intended.

8001 East 196th Street  
Noblesville, Indiana 46060  
Phone: (317) 776-3500 Fax: (317) 776-3510  
www.integrator.com



© COPYRIGHT 2001, integrator.com, Inc.



TITLE

**DURESS DETAIL**

JOB # \_\_\_\_\_ DATE: \_\_\_\_\_

DESIGN: \_\_\_\_\_

SOFTWARE: \_\_\_\_\_

PROJECT MANAGER: \_\_\_\_\_

REVISIONS

DESCRIPTION	BY	DATE
1		
2		
3		
4		
5		
6		

FILENAME: YPSI201-0.DWG  
DWG NO. **ES201.0**

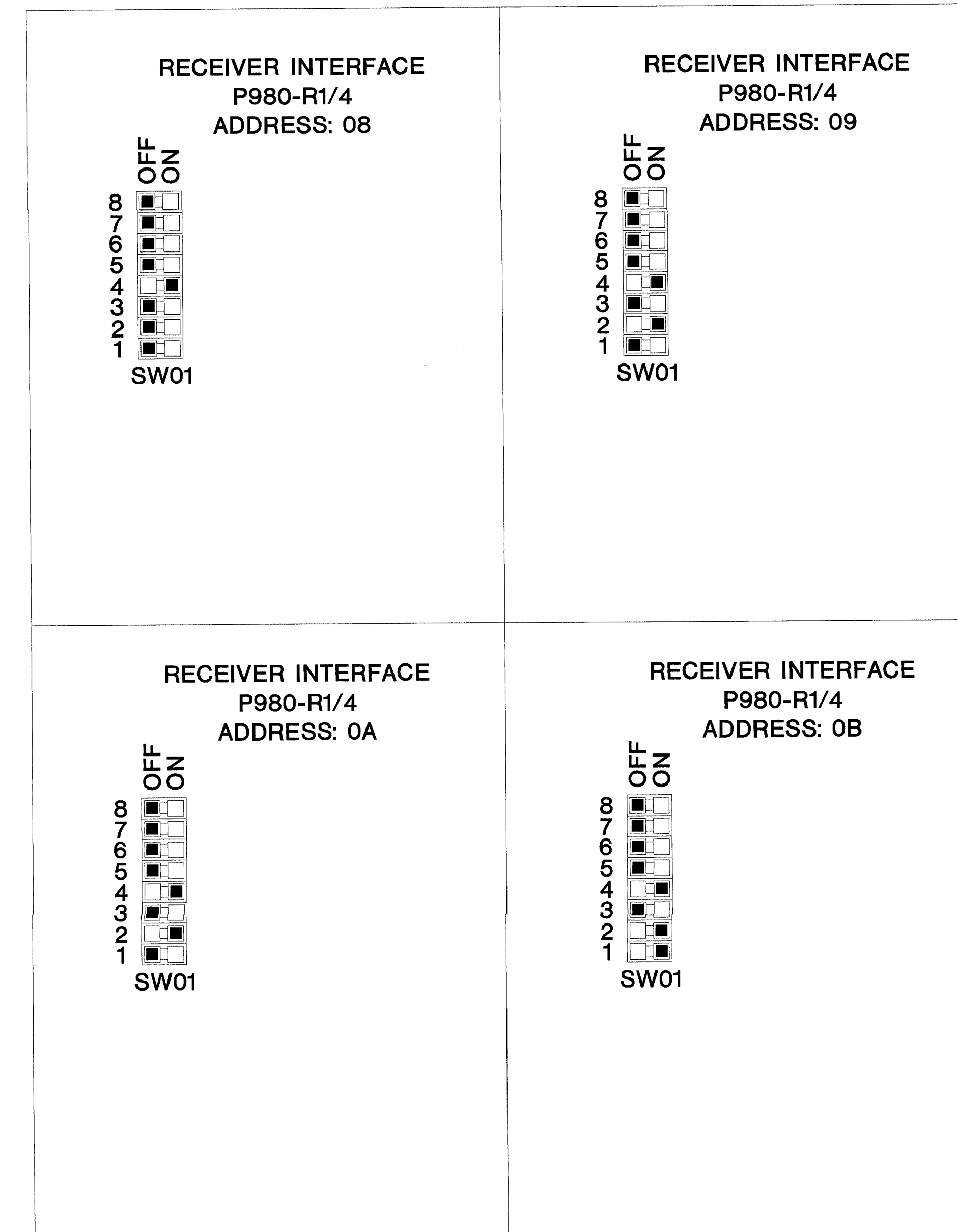
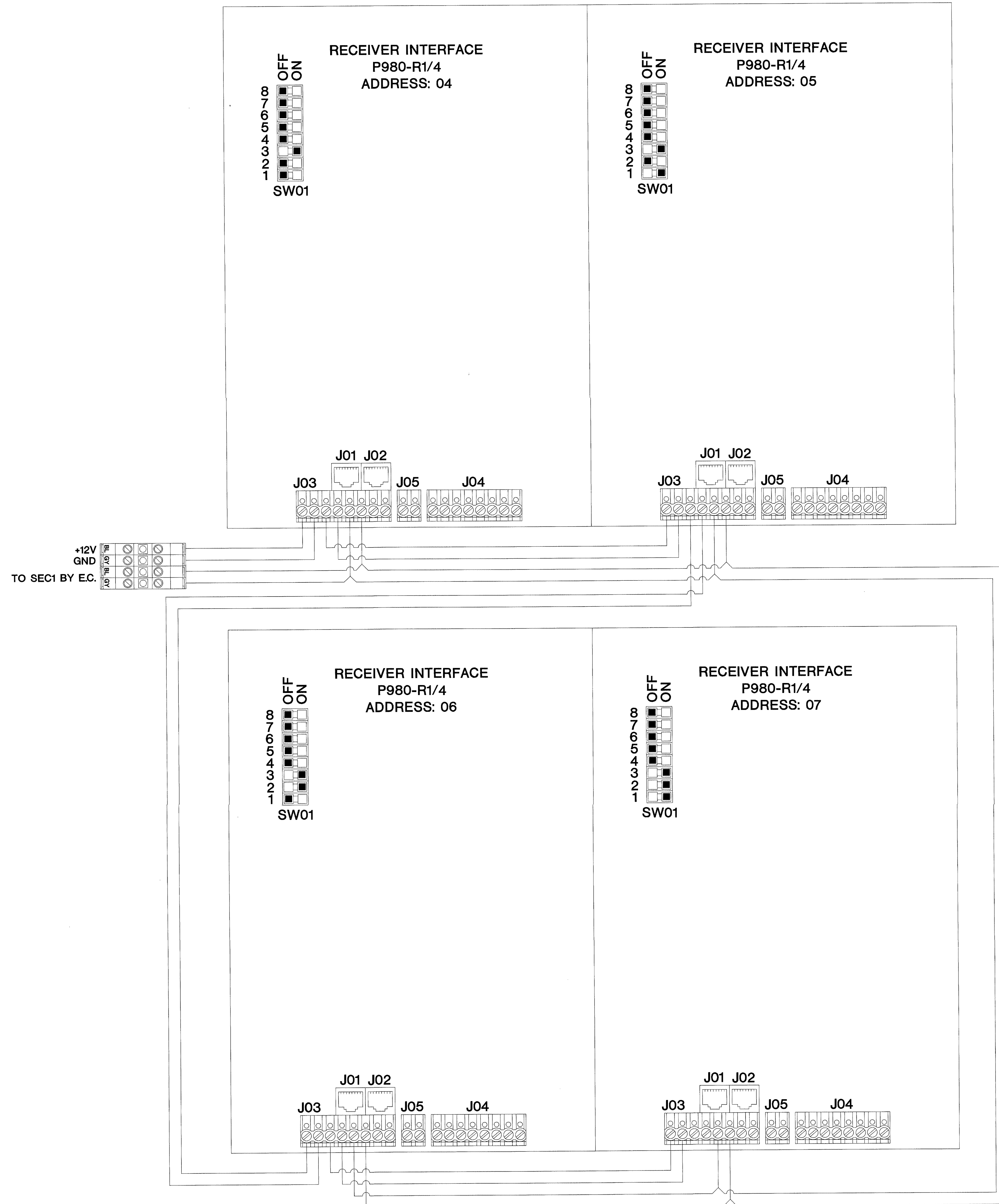
SEC1 DURESS WIRING DETAIL




ISSUED FOR REFERENCE ONLY

The information herein is the property of integrator.com and shall not be transmitted, copied, or used for purposes other than that for which it was intended.

SEC2 SEC3



8001 East 196th Street  
Noblesville, Indiana 46060  
Phone: (317) 776-3500 Fax: (317) 776-3510  
www.integrator.com



© COPYRIGHT 2001, integrator.com, Inc.

TITLE	
<b>DURESS DETAIL</b>	
JOB #:	DATE:
DESIGN:	
SOFTWARE:	
PROJECT MANAGER:	
REVISIONS	
DESCRIPTION	BY/DATE
1	
2	
3	
4	
5	
6	
FILENAME: YPSI201-1DWG	
DWG NO.	
ES201.1	

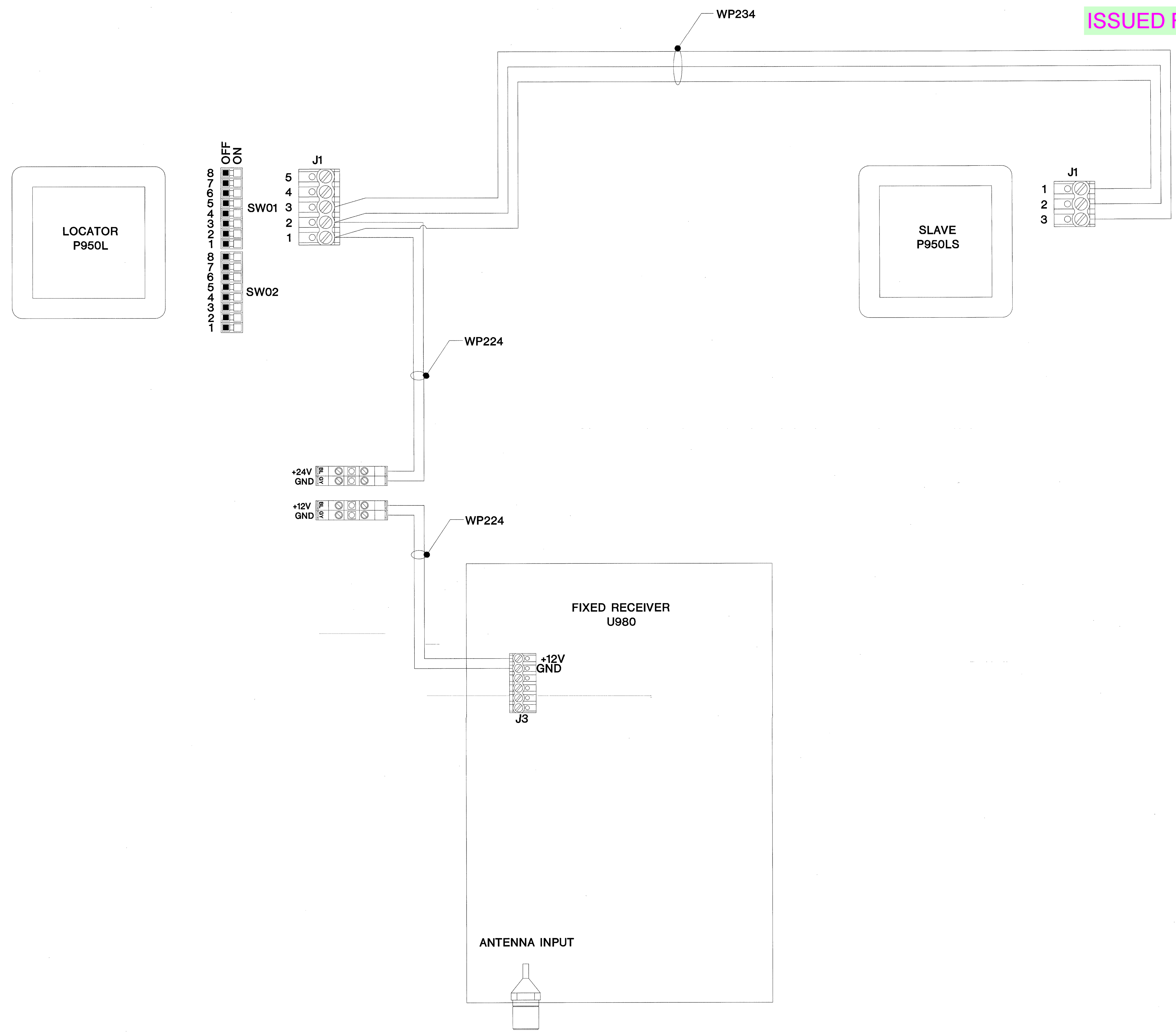
FOR REVIEW / APPROVAL  
FOR COMMENT ONLY  
AUG 17 2001  
BY 212-17000-0  
WALBRIDGE ALDRIDGE

SEC2/SEC3 DURESS WIRING DETAIL

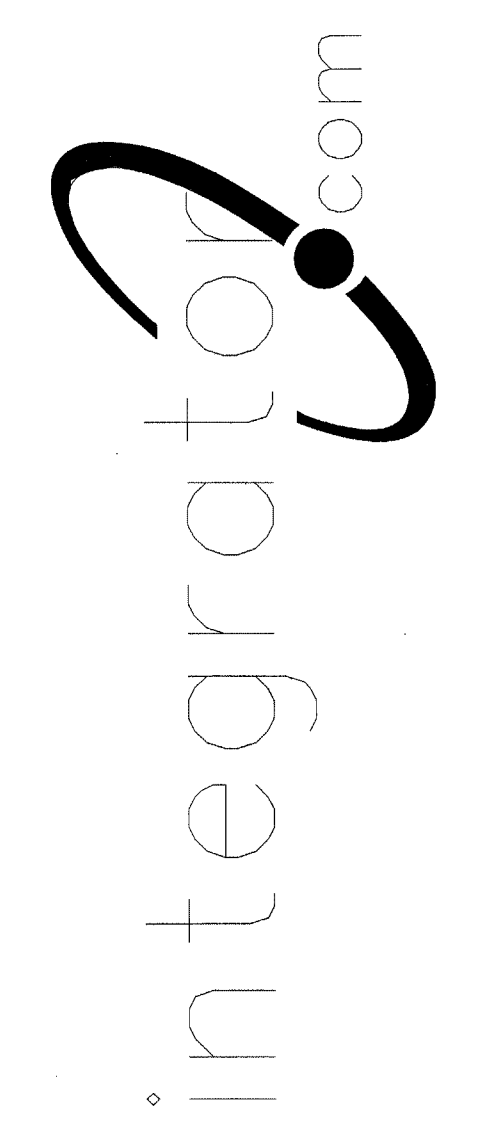


ISSUED FOR REFERENCE ONLY

The information hereon is the property of integrator.com and shall not be transmitted, copied, or used for purposes other than that for which it was intended.



8001 East 196th Street  
Noblesville, Indiana 46060  
Phone: (317) 776-3500 Fax: (317) 776-3510  
www.integrator.com



© COPYRIGHT 2001, integrator.com, Inc.

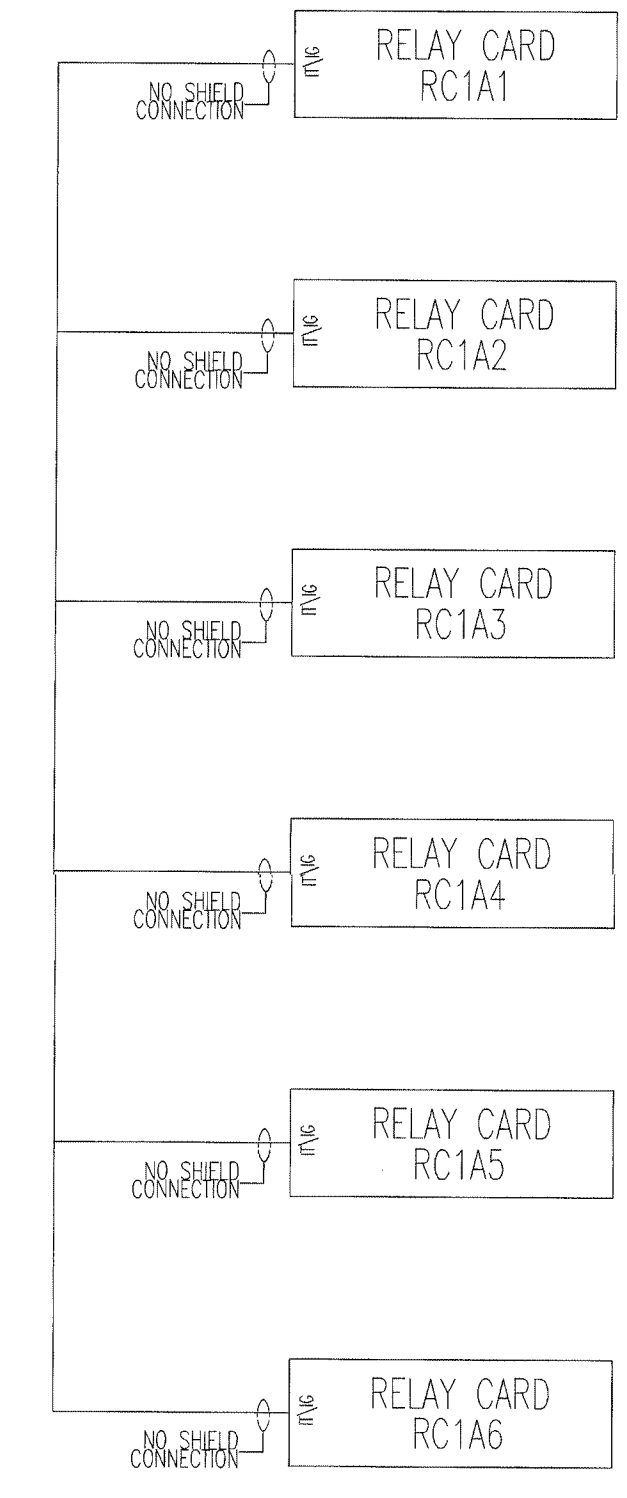
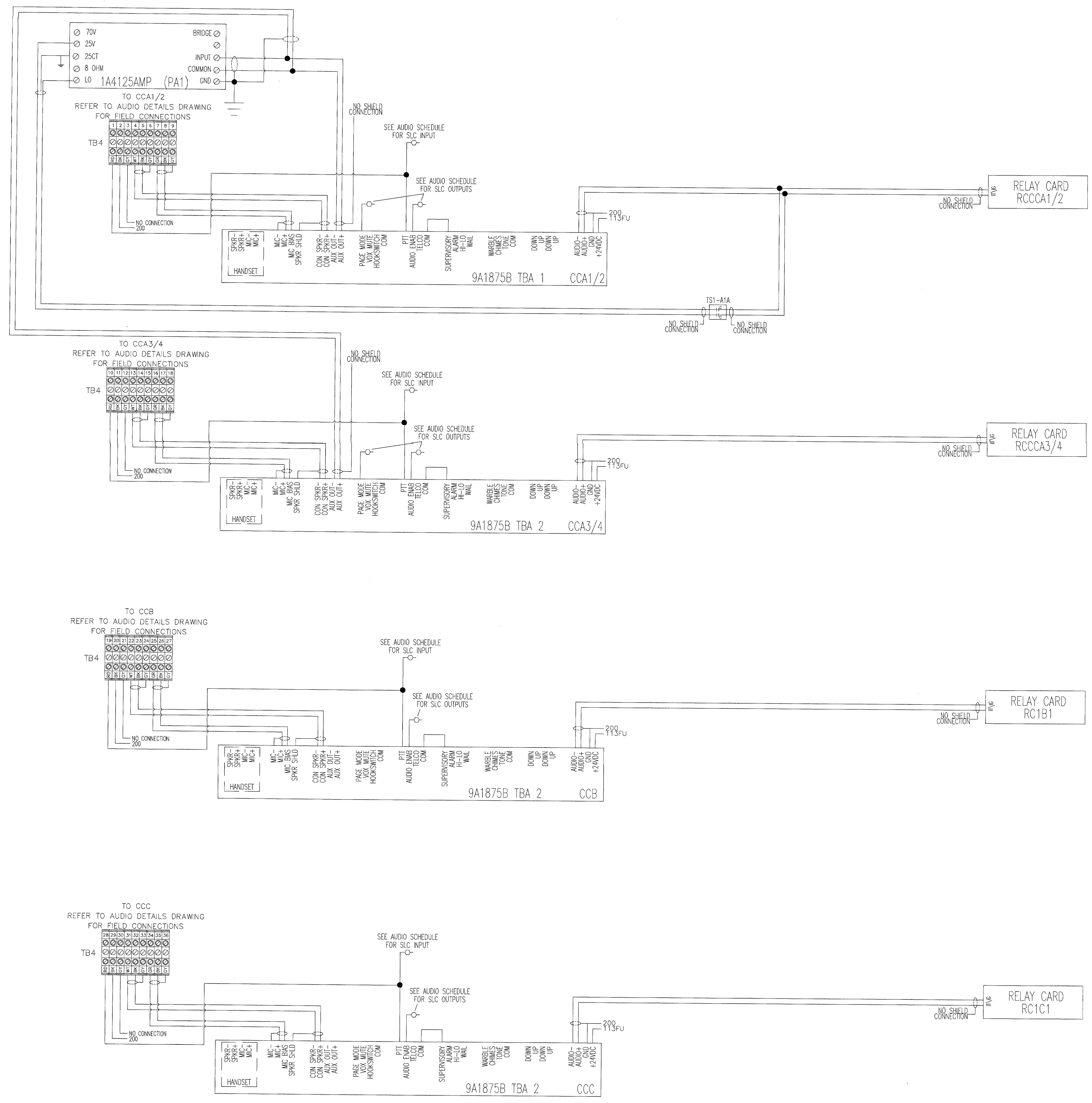
TITLE	
<b>DURESS DETAIL</b>	
JOB #:	DATE:
DESIGN:	
SOFTWARE:	
PROJECT MANAGER:	
<b>REVISIONS</b>	
DESCRIPTION	BY/DATE
1	
2	
3	
4	
5	
6	
FILENAME: YPSI201-2.DWG	DWG NO.
ES201.2	

UNREVIEWED / NOT FOR CONSTRUCTION  
AUG 17 2001  
BY 212-17000-0  
WILLBRIDGE ALDRINGER

DURESS FIXED DEVICES DETAILS




ISSUED FOR REFERENCE ONLY



The information hereon is the property of integrator.com and shall not be transmitted, copied, or used for purposes other than that for which it was intended.

8001 East 196th Street  
Noblesville, Indiana 46060  
Phone: (317) 776-3500 Fax: (317) 776-3510  
www.integrator.com



© COPYRIGHT 2001, integrator.com, Inc.

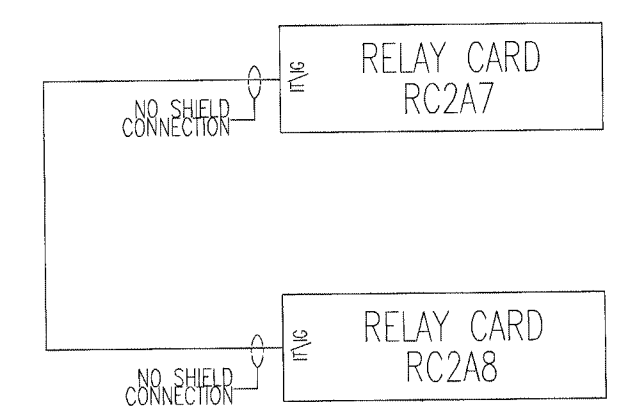
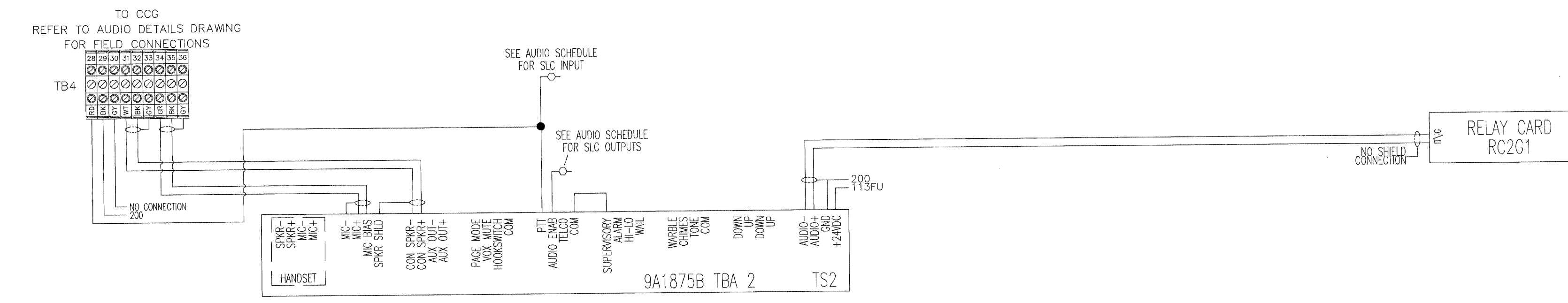
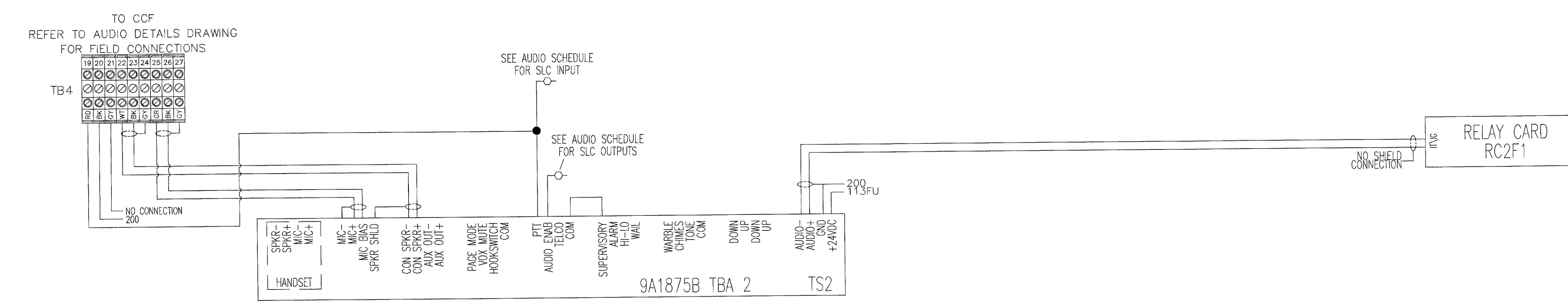
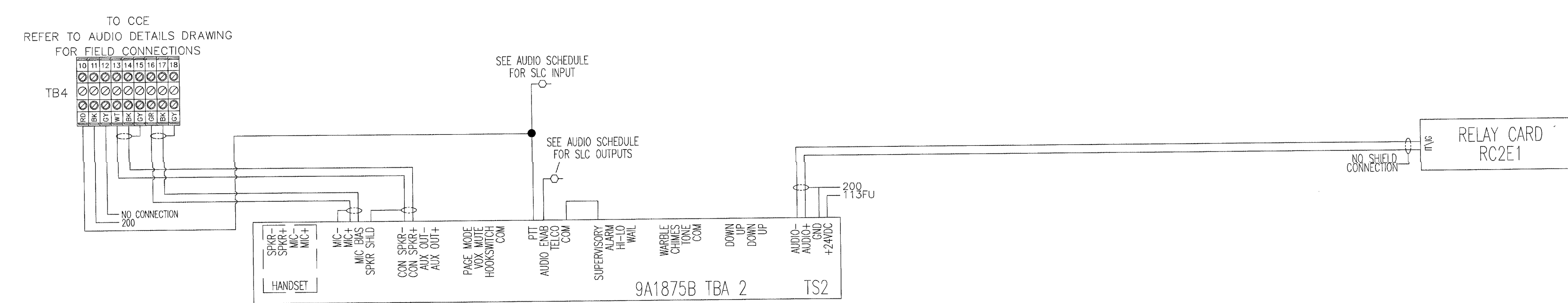
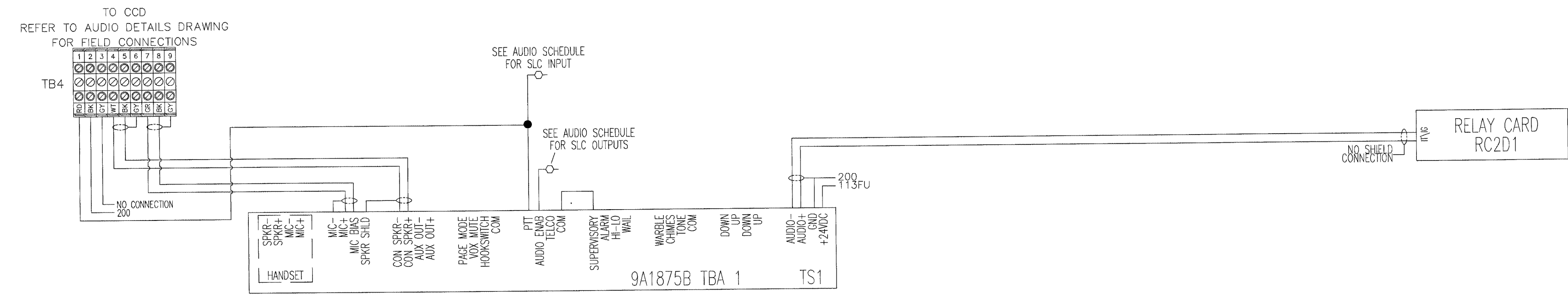
TITLE	
AUDIO RISER	
JOB #:	DATE:
DESIGN:	
SOFTWARE:	
PROJECT MANAGER:	
REVISIONS	
DESCRIPTION	BY/DATE
1	
2	
3	
4	
5	
6	
FILENAME: YPSI210-0.DWG	
DWG NO.	
ES210.0	

FOR FIELD USE ONLY  
AUG 17 2001  
BY 212-17000-8  
WALLBRIDGE ADVISORY

SEC1 AUDIO RISER



The information hereon is the property of integrator.com and shall not be transmitted, copied, or used for purposes other than that for which it was intended.



8001 East 196th Street  
Noblesville, Indiana 46060  
Phone: (317) 776-3500 Fax: (317) 776-3510  
www.integrator.com



integrator.com

© COPYRIGHT 2001, integrator.com, Inc.

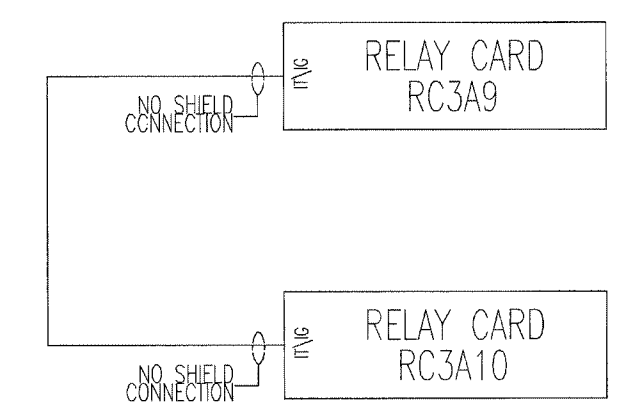
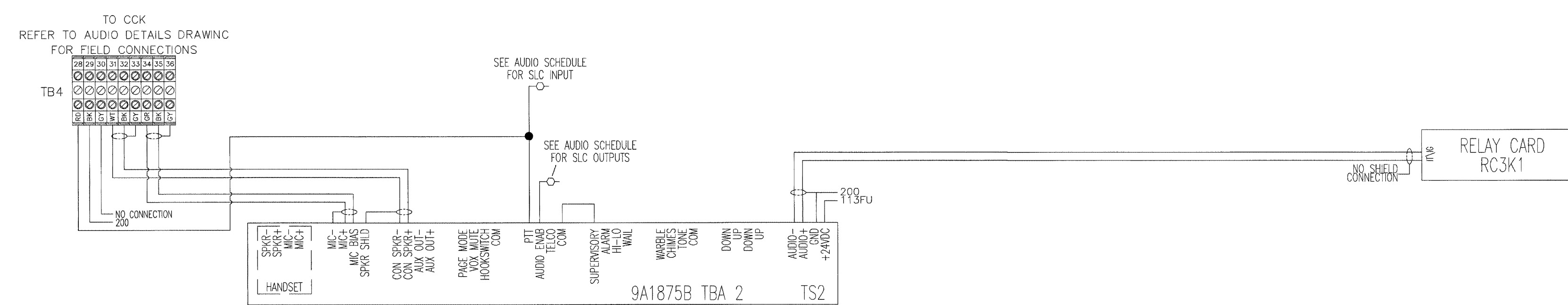
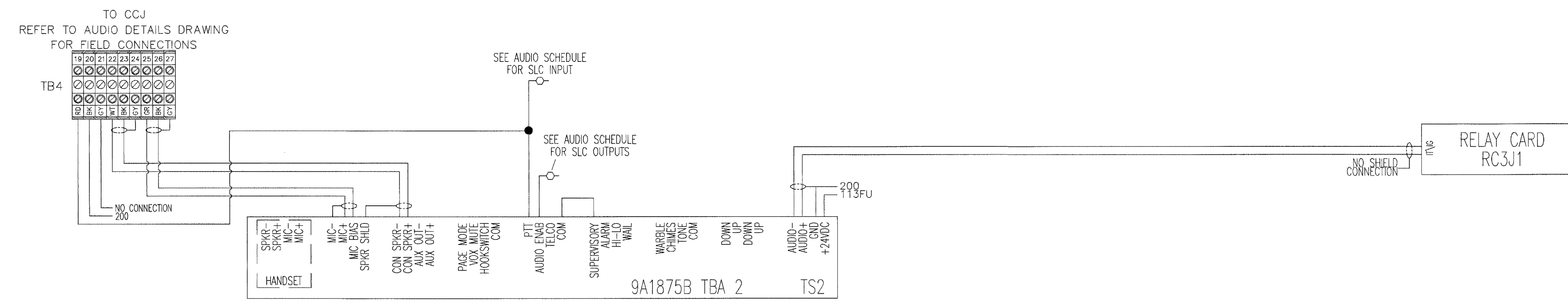
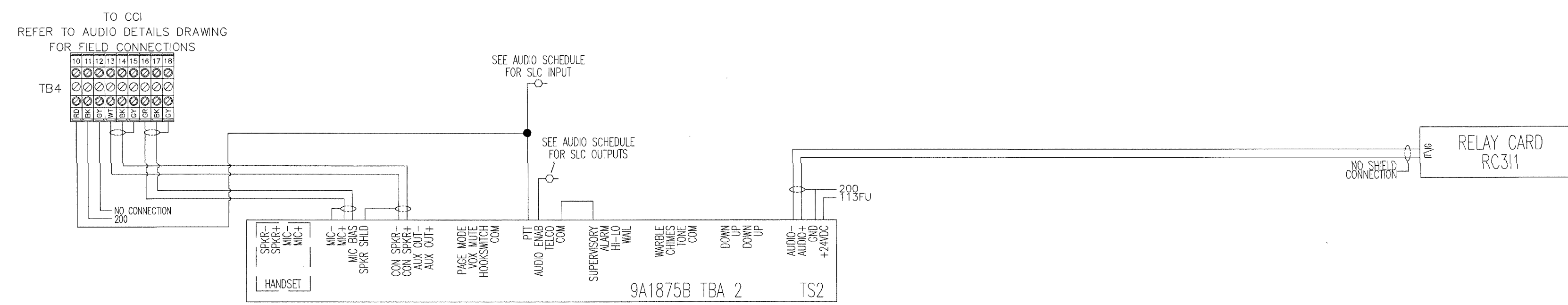
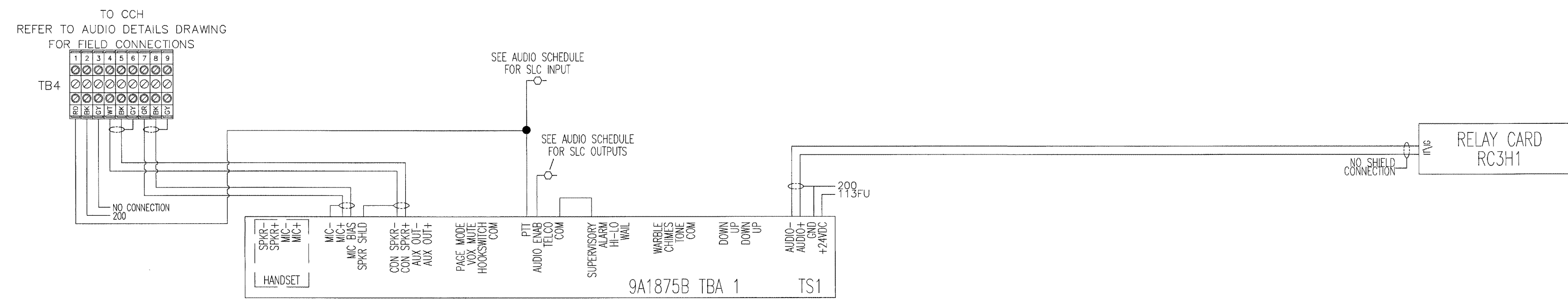
TITLE	
AUDIO RISER	
JOB #:	DATE:
DESIGN:	
SOFTWARE:	
PROJECT MANAGER:	
REVISIONS	
DESCRIPTION	BY/DATE
1	
2	
3	
4	
5	
6	
FILENAME:	YPSI210-1.DWG
DWG NO.	
ES210.1	

FOR CUSTOMER USE ONLY  
AUG 17 2001  
BY 212-17000-0  
WALDRIDGE ALLIANCE

SEC2 AUDIO RISER




Information hereon is property of integrator.com and shall not be transmitted, copied, or used for purposes other than that for which it was intended.



8001 East 196th Street  
Noblesville, Indiana 46060



Phone: (317) 776-3500 Fax: (317) 776-3510  
www.integrator.com



© COPYRIGHT 2001, integrator.com, Inc.


TITLE	
AUDIO RISER	
JOB #:	DATE:
DESIGN:	
SOFTWARE:	
PROJECT MANAGER:	
REVISIONS	
DESCRIPTION	BY/DATE
1	
2	
3	
4	
5	
6	
FILENAME:	YPSI210-2.DWG
DWG NO.	ES210.2

REVISIONS / COMMENTS  
FOR OWNER ONLY  
AUG 17 2001  
BY 212-17000-0  
WALLACE ALDINGER





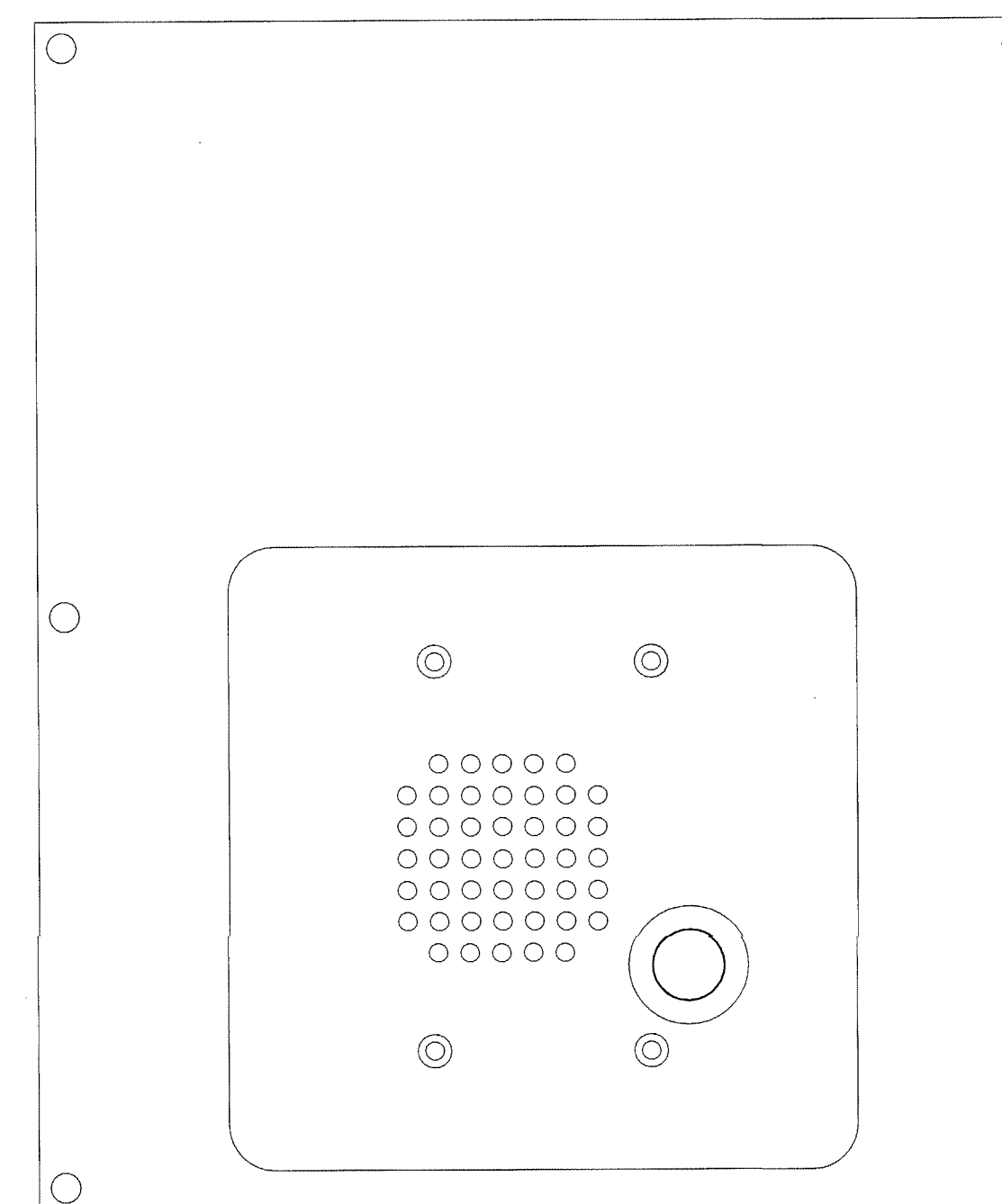
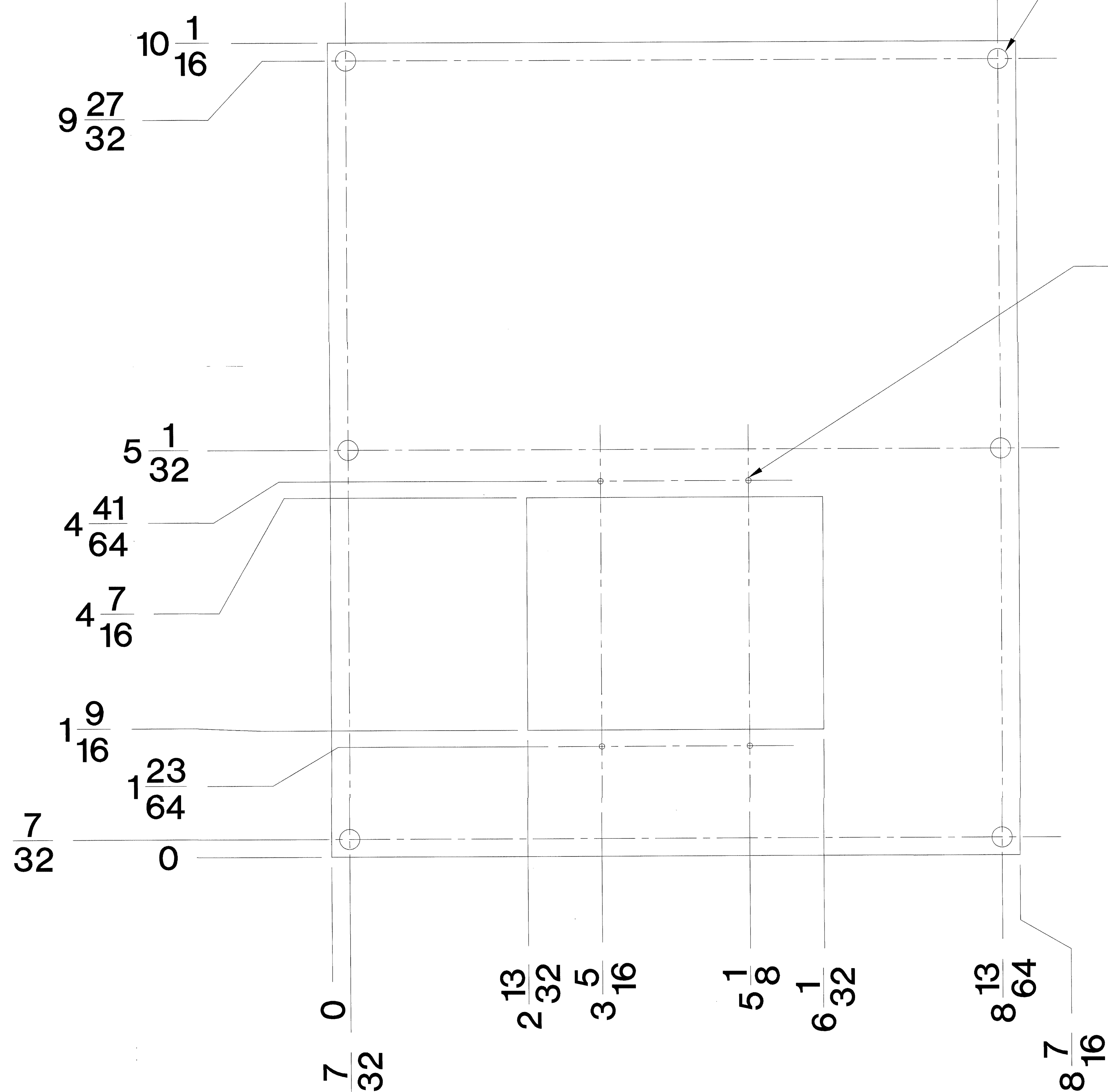
8001 East 196th Street  
Noblesville, Indiana 46060  
Phone: (317) 776-3500 Fax: (317) 776-3510  
www.integrator.com



© COPYRIGHT 2001, integrator.com, Inc.

DRILL 0.25" DIA.  
CLEARANCE HOLE  
FOR 6-#10 SCREW

DRILL AND TAP FOR  
4-#6-32 SCREW



NOTES:  
1. MATERIAL: 12 GAGE 304 BRUSHED STAINLESS STEEL

STANDARD TOLERANCES  
FOR FINISHED DIMENSIONS  
NOT OTHERWISE NOTED  
DECIMAL ±.005  
FRACTIONAL  
0" TO 5" ±1/64  
5" TO 24" ±1/32  
OVER 24" ±1/16  
ANGULAR ±.50°  
FINISH RADII .015 MAX

BY: 212-17000-2  
WALLBRIDGE ALDINGER  
AUG 17 2001

TITLE:  
**DETAIL DRAWING**

DRAWN BY: W.CASTOR  
APPROVED BY:   
DATE: 06/27/01  
DATE:

REVISIONS		BY/
DESCRIPTION		DATE
A		
B		
C		
D		
E		
F		
G		
H		
I		
J		
K		

DWG. NO.  
**ES900.0**




ISSUED FOR REFERENCE ONLY

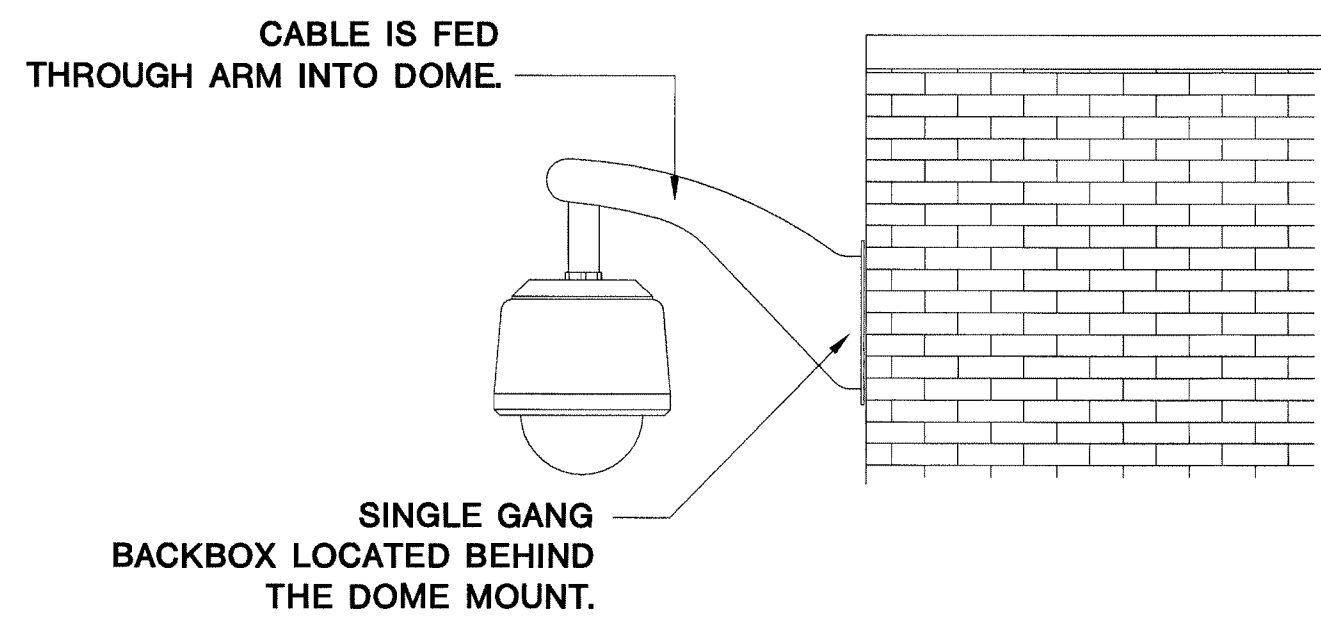
The information hereon is the property of integrator.com and shall not be transmitted, copied, or used for purposes other than that for which it was intended.



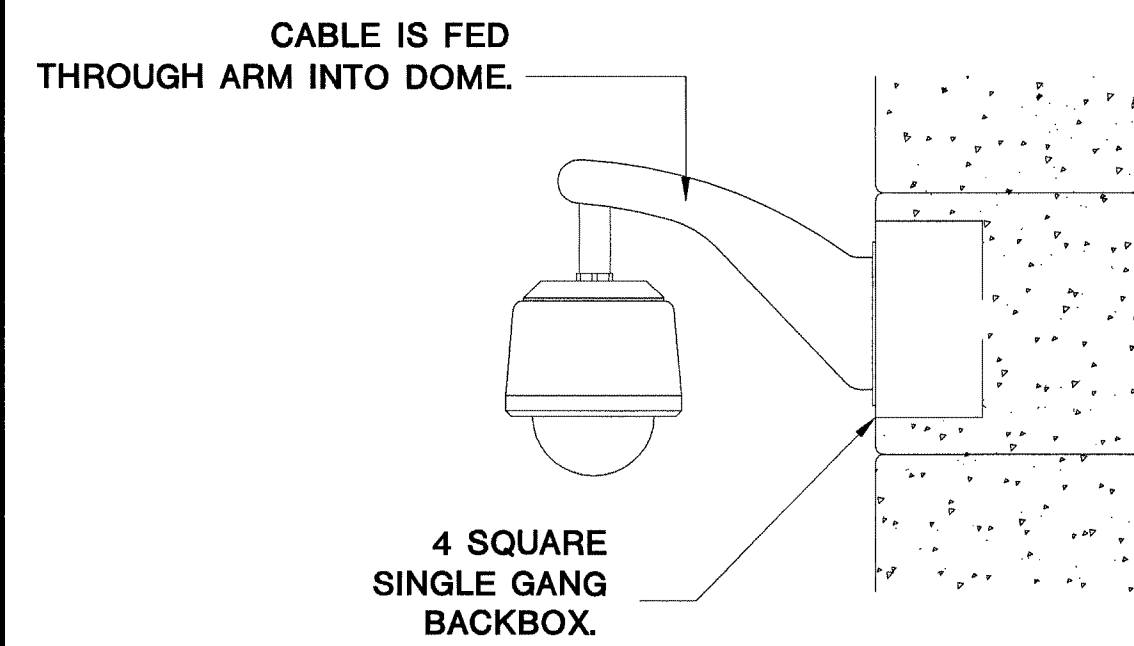
8001 East 196th Street  
Noblesville, Indiana 46060  
Phone: (317) 776-3500 Fax: (317) 776-3510  
www.integrator.com



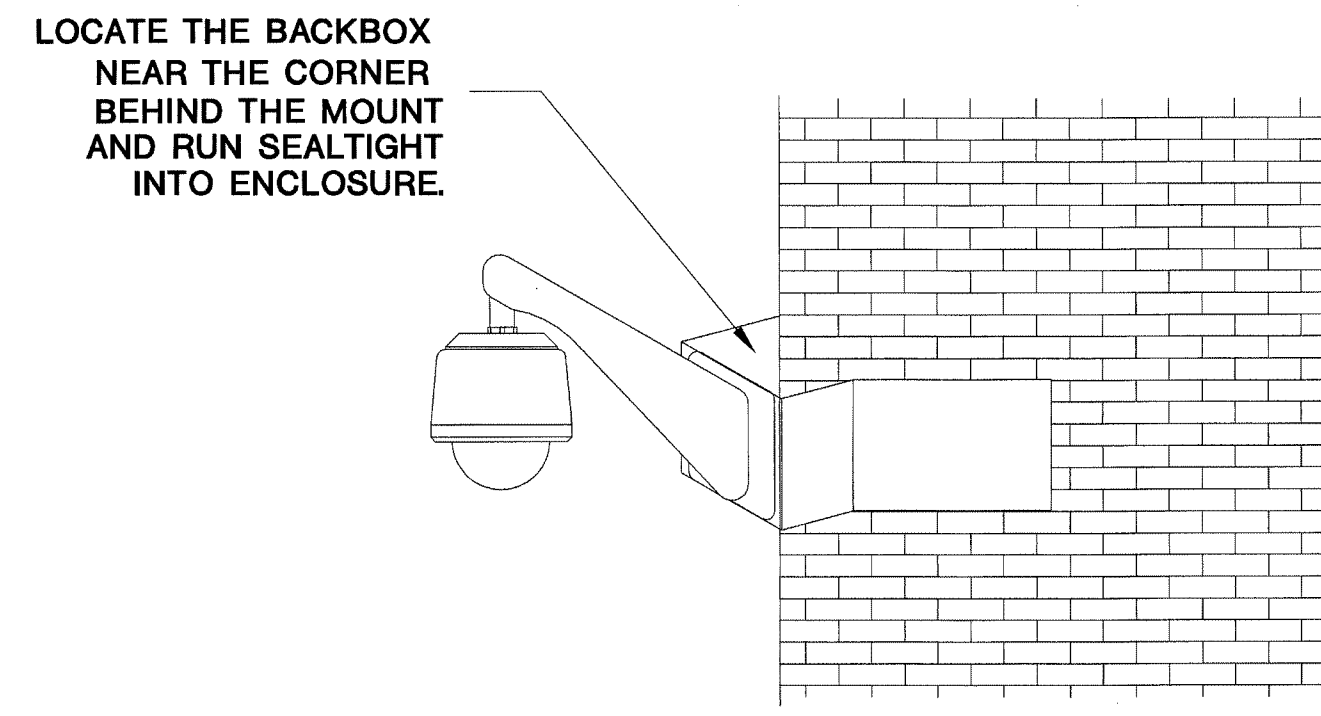
© COPYRIGHT 2001, Integrator.com, Inc.



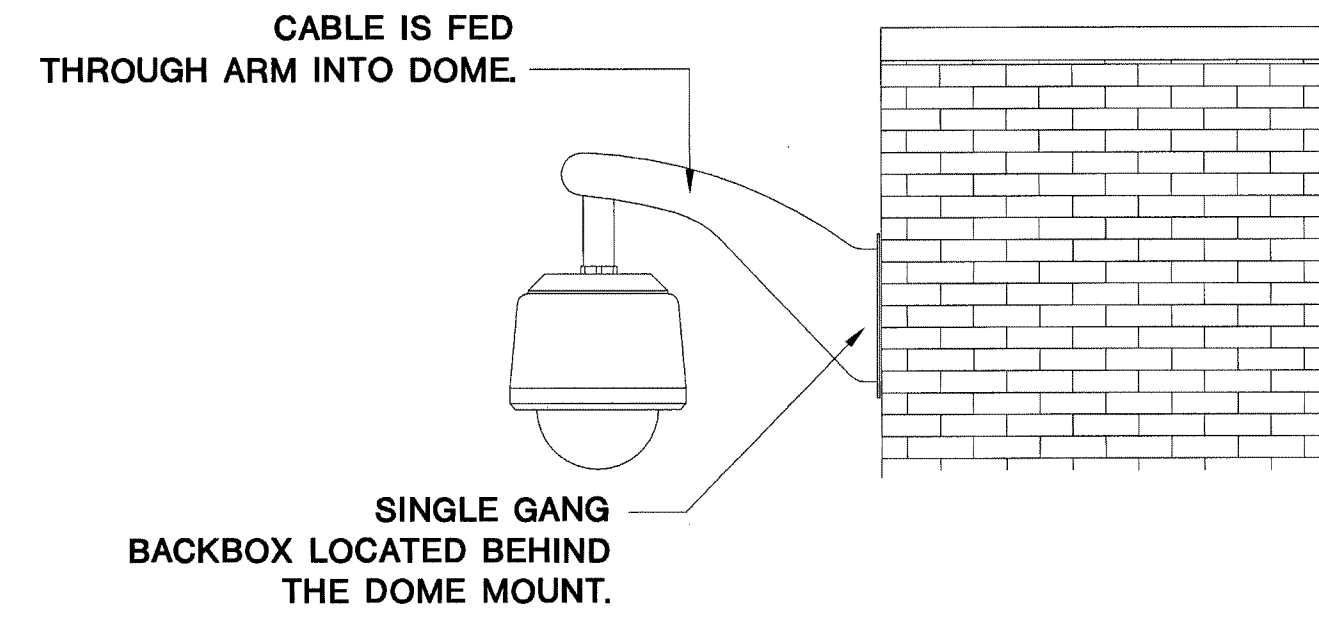
1 WALL MOUNT EXTERIOR PAN/TILT/ZOOM CAMERA



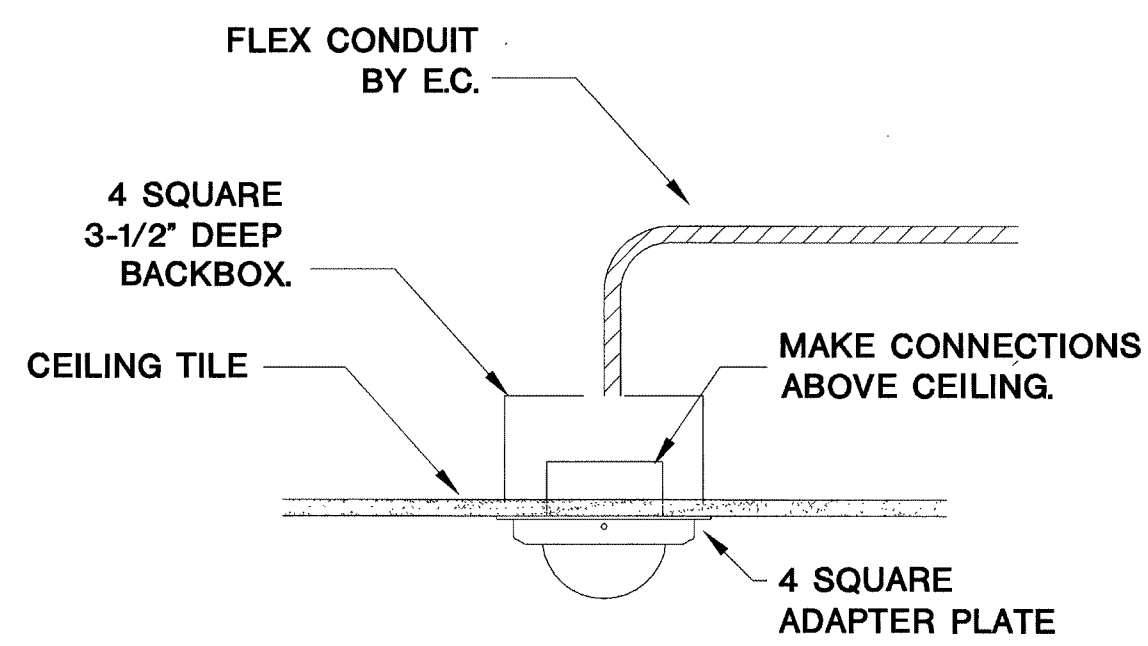
2 WALL MOUNT INTERIOR PAN/TILT/ZOOM CAMERA



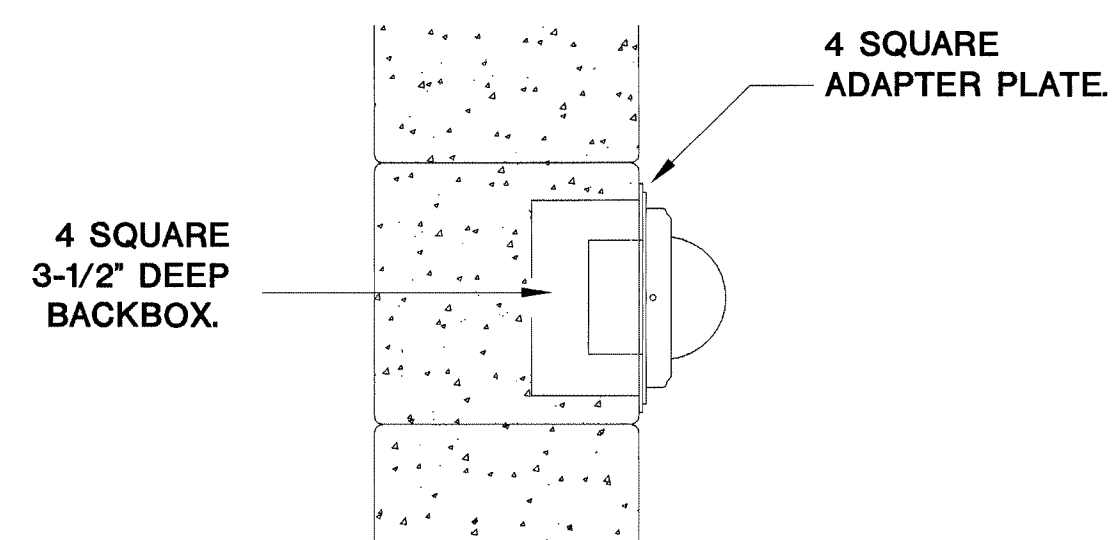
3 CORNER MOUNT EXTERIOR PAN/TILT/ZOOM CAMERA



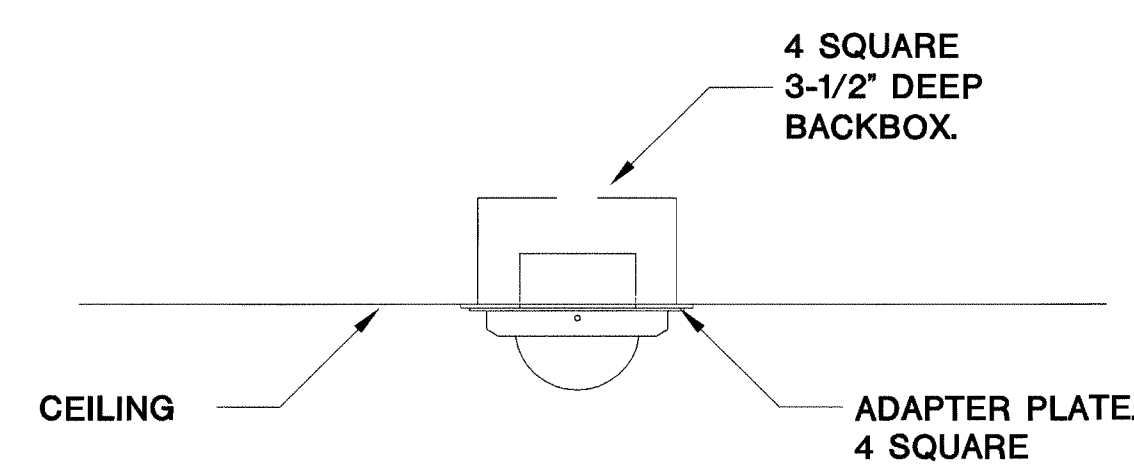
4 WALL MOUNT EXTERIOR FIXED CAMERA



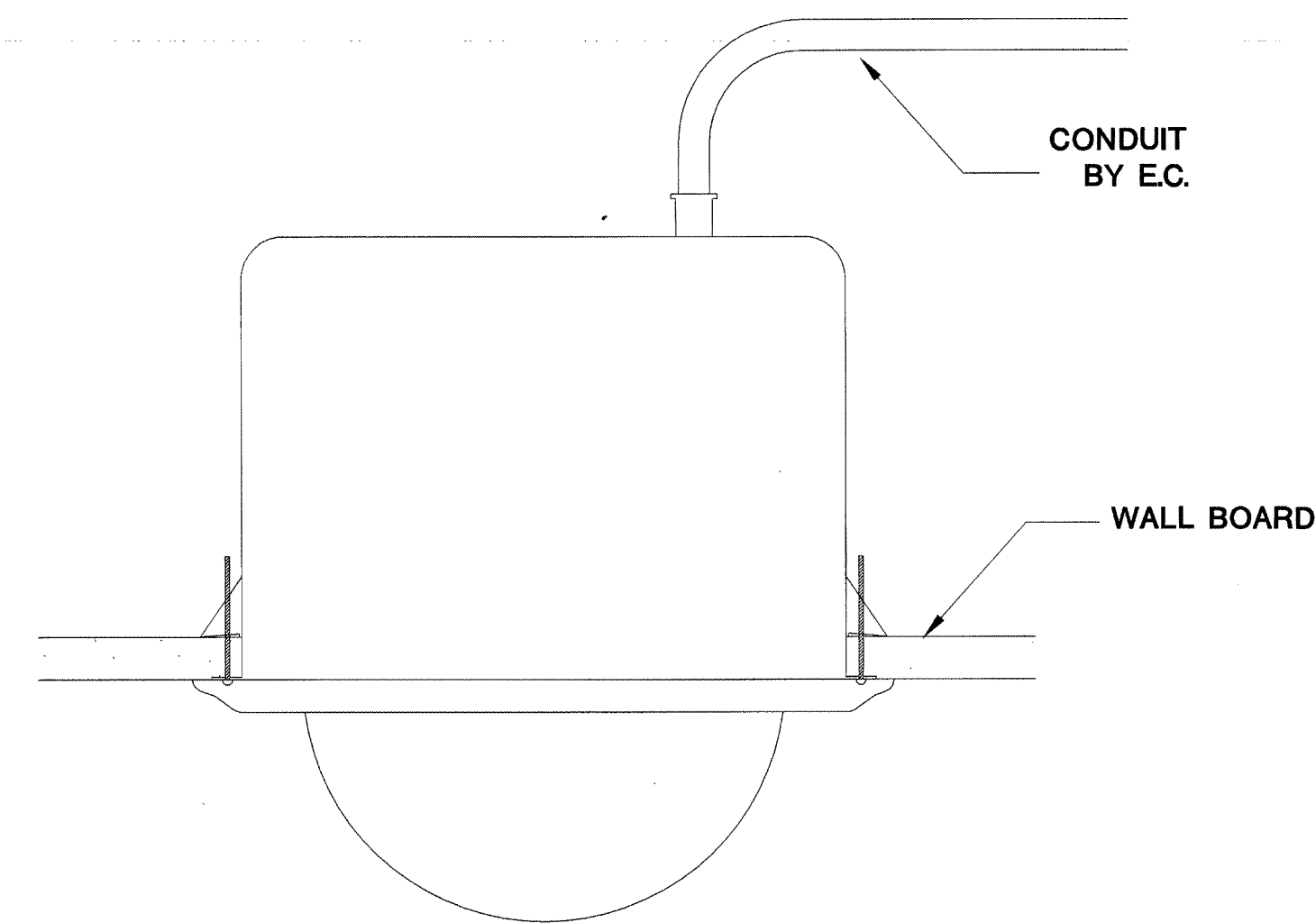
5 CEILING TILE MOUNT MINI-DOME CAMERA



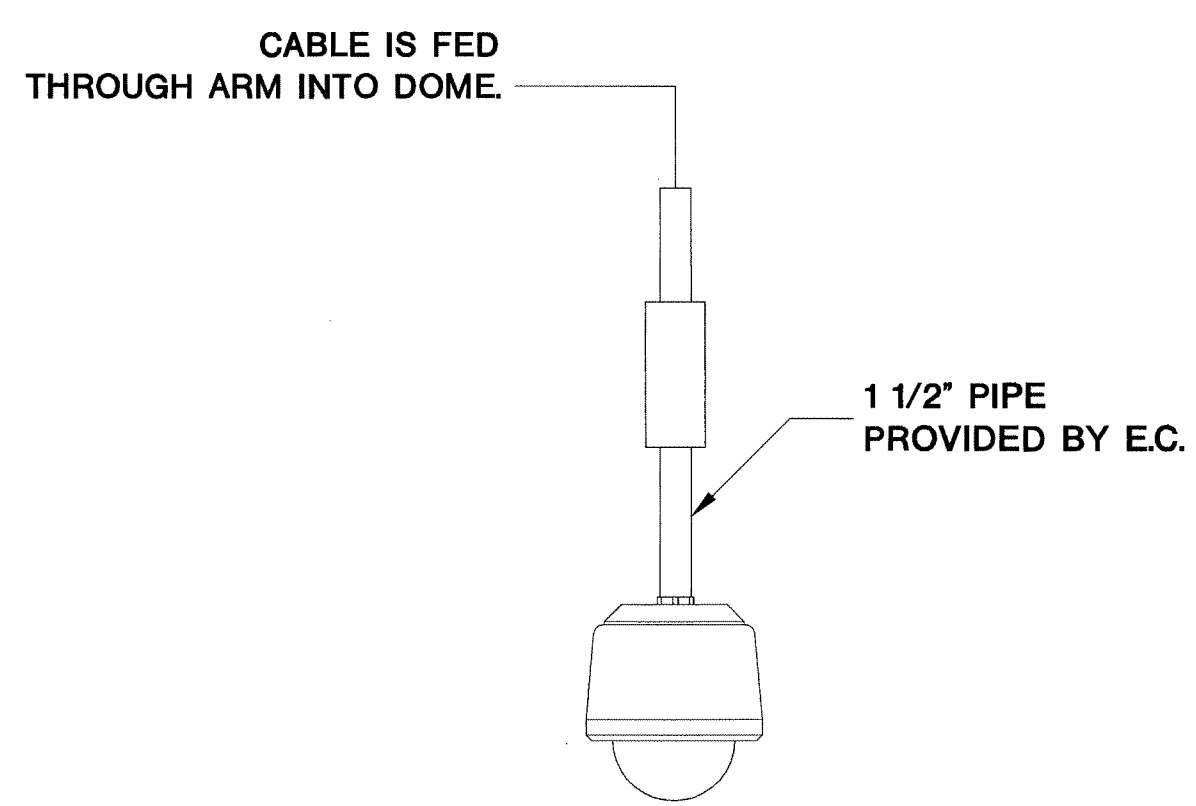
6 WALL MOUNT MINI-DOME CAMERA



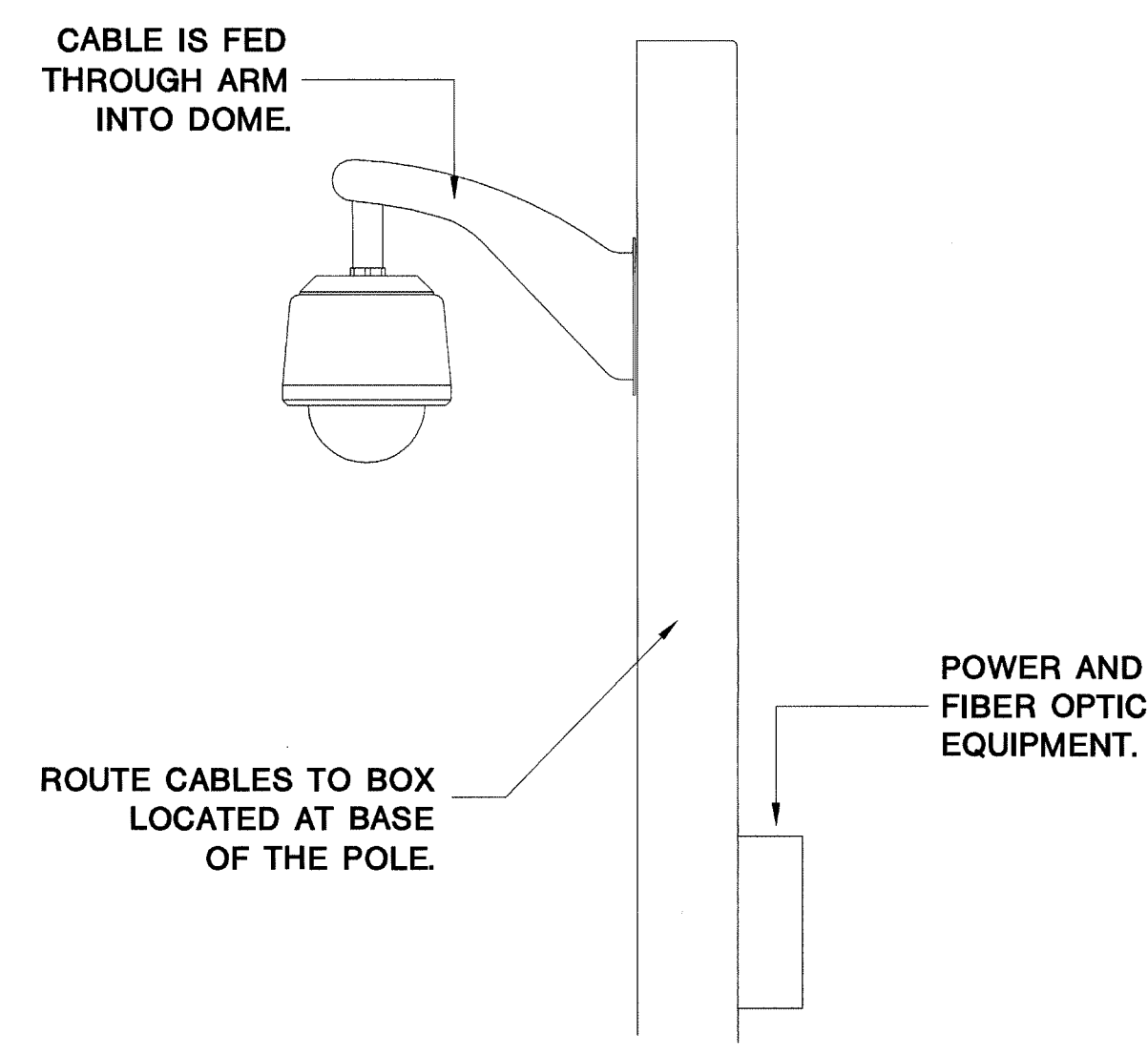
7 CEILING MOUNT MINI-DOME CAMERA



8 HARD CEILING MOUNT PTZ DOME CAMERA



9 INTERIOR PENDENT MOUNT PTZ CAMERA



10 POLE MOUNT EXTERIOR PAN/TILT/ZOOM CAMERA

NOTES:

- REFER TO CCTV CAMERA SCHEDULE FOR MOUNTING HEIGHTS.
- REFER TO DRAWING ES901.1 FOR CAMERA WIRING DETAILS.
- REFER TO DRAWING ES901.2 FOR CO-AX CABLE TERMINATION DETAILS

REVISIONS FOR CUSTOMER  
AUG 17 2001  
BY: 212-117000-0  
WALLBOARD REVISION

TITLE:  
DETAIL DRAWING

DRAWN BY: WCASTOR DATE: 08/03/01  
APPROVED BY: DATE:




REVISIONS	
DESCRIPTION	BY/DATE
A	
B	
C	
D	
E	
F	
G	
H	
I	
J	
K	

DWG. NO.  
ES901.0

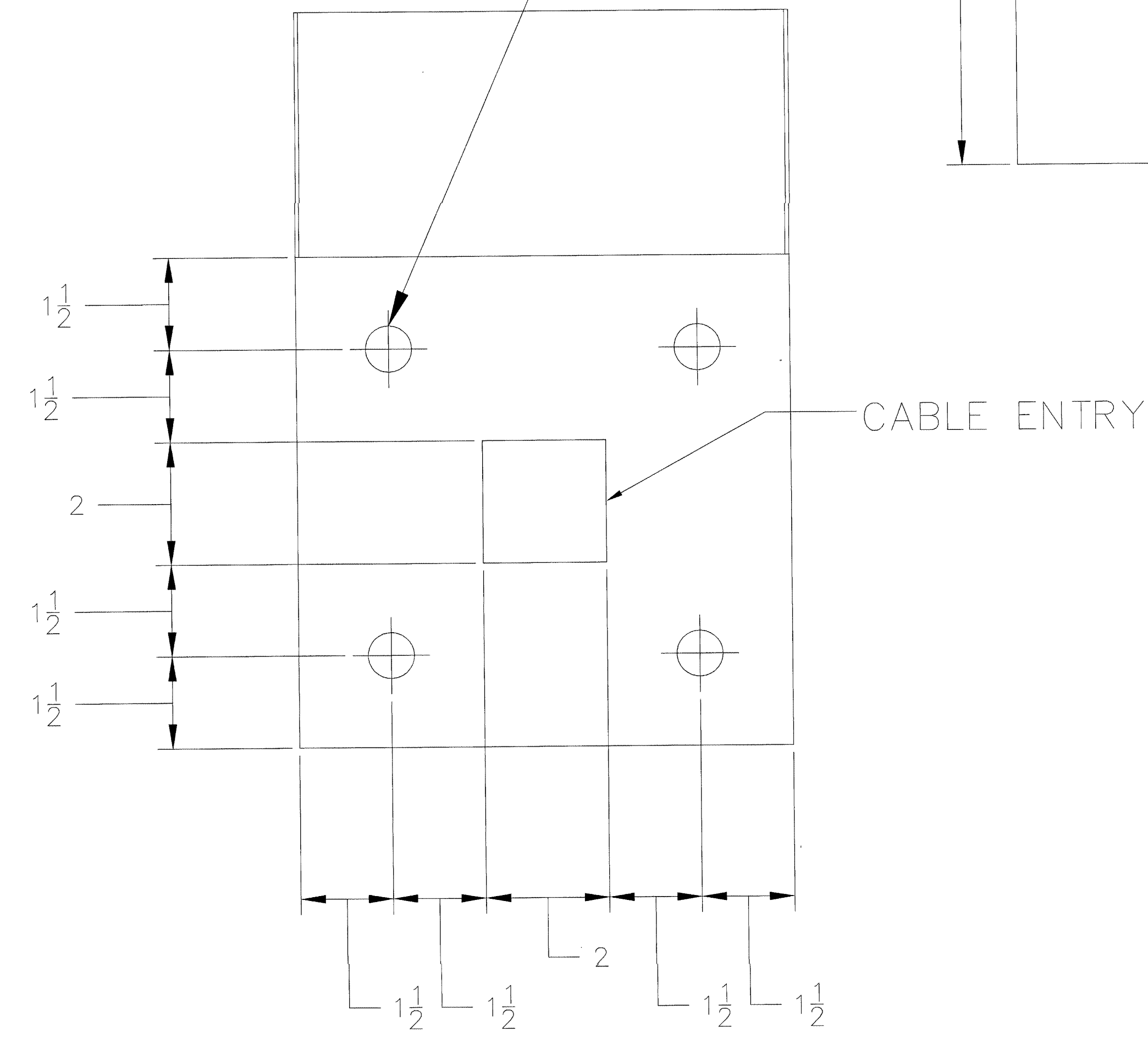


The information hereon is property of integrator.com and shall not be transmitted, copied, or used for purposes other than that for which it was intended.

ISSUED FOR REFERENCE ONLY



3/4" DIA. MOUNTING HOLE FOUR (4)



SEE NOTE 4.

SEE NOTE 5.


ACCESS PLATE  
PART # BLRD\_PL1\_BLNK

NOTES

1. MATERIAL: 12 GAUGE CRS.
2. POWDER COATED: SAFETY YELLOW.
3. MOUNT USING FOUR (4) 5/8" HILTY LAG SHIELDS.
4. SEE SCHEDULE FOR PLATE TYPES BEING USED.
5. EXTENSION PLATE MOUNTING HOLES. MOUNTING HOLES AND CABLE HOLE WILL BE PLUGGED IF NOT USING EXTENSION PLATE. SEE SCHEDULE FOR DETAILS.



8001 East 196th Street  
Noblesville, Indiana 46060  
Phone: (317) 776-3500 Fax: (317) 776-3510  
www.integrator.com



© COPYRIGHT 2001. integrator.com, Inc.

TITLE:  
DETAIL DRAWING

DRAWN BY: W.CASTOR	DATE: 04/24/01
APPROVED BY:	DATE:

REVISIONS		BY/DATE
DESCRIPTION		
A STANDARDIZED AND RELEASED		WHC 04/01
B ADDED DIMENSION & REVISED		WHC 06/01
C		
D		
E		
F		
G		
H		
I		
J		
K		

DWG. NO.

BLRD\_SUB\_BD01B

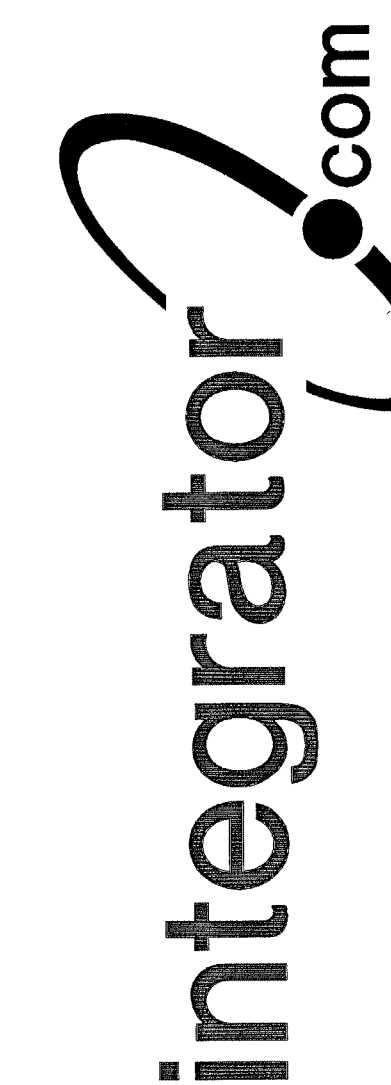
STANDARD BOLLARD MOUNTING DETAIL



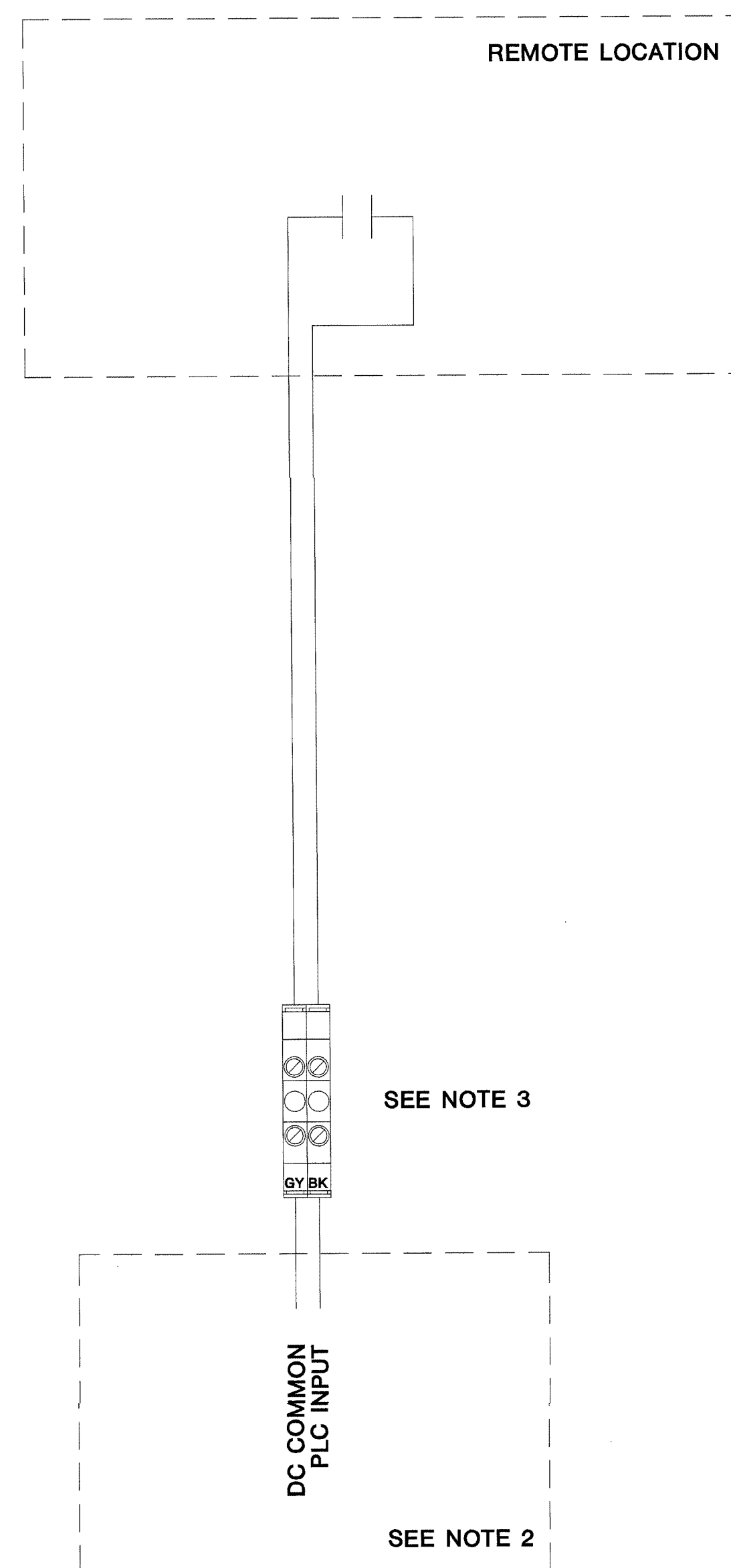
The information hereon is the property of integrator.com and shall not be transmitted, copied, or used for purposes other than that for which it was intended.



8001 East 196th Street  
Noblesville, Indiana 46060  
Phone: (317) 776-3500 Fax: (317) 776-3510  
www.integrator.com



© COPYRIGHT 2001, integrator.com, Inc.



TYPICAL DRY CONTACT INPUTS:  
FIRE ALARM  
MOTION DETECTOR  
INFRARED OR ULTRASONIC BEAM  
PHOTO CELL

TITLE:  
**DETAIL DRAWING**

DRAWN BY: W.CASTOR	DATE: 07/02/01
APPROVED BY:	DATE:

REVISIONS	
DESCRIPTION	BY/ DATE
A STANDARDIZED AND RELEASED	WHL 10/00
B ADDED FIRE ALARM NOTE	WHL 12/00
C ADDED NEW STANDARD FRAME	WHC 02/01
D ADDED SCHEDULE NOTE	WHL 02/01
E ADDED TO INPUT LIST	WHC 07/01
F	
G	
H	
I	
J	
K	

- NOTES:
1. ALL WIRING BY E.C. UNLESS OTHERWISE NOTED.
  2. WIRED BY INTEGRATOR.COM.
  3. IF INPUT IS ASSIGNED TO A FIRE ALARM CONTACT REPLACE THE BLACK TERMINAL BLOCK WITH A RED TERMINAL BLOCK.
  4. REFER TO INPUT SCHEDULES FOR FURTHER WIRING INFORMATION.

FORWARDED TO  
AUG 17 2001  
BY 212-17600-0  
WALBRIDGE ALDRICH

DWG. NO.  
**MISC\_0001\_01E**

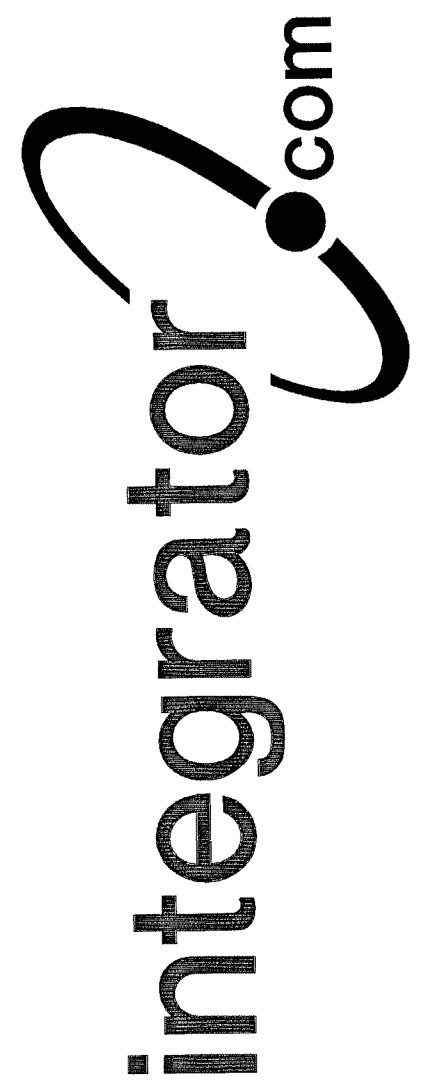


ISSUED FOR REFERENCE ONLY

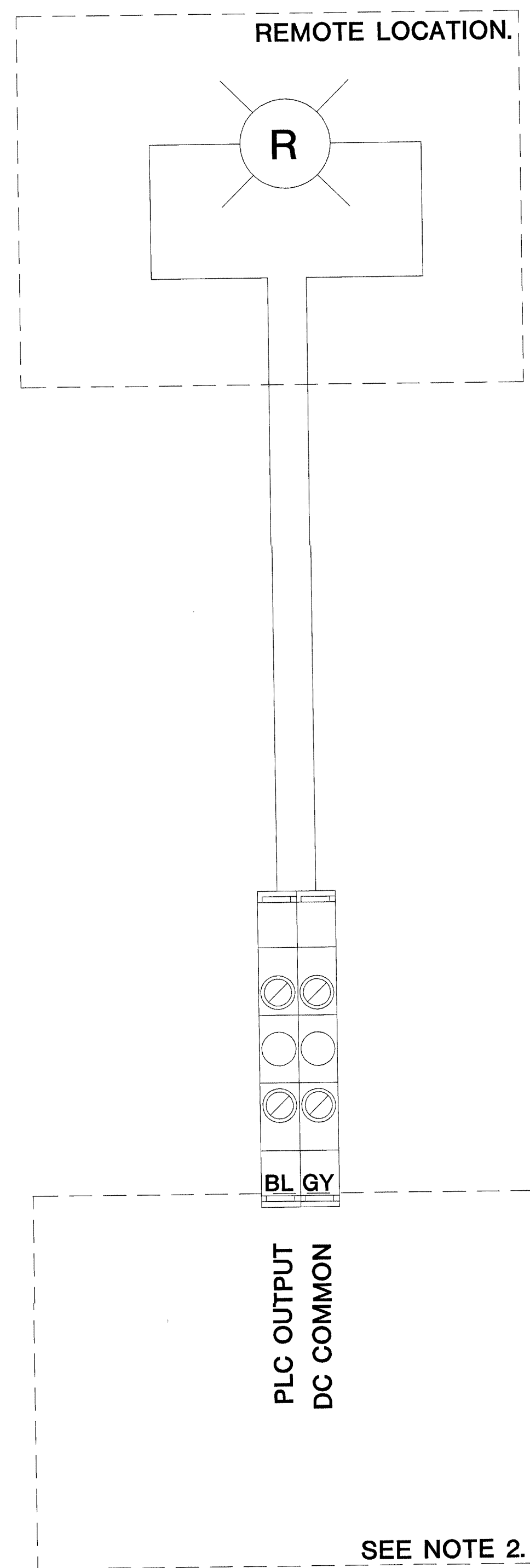
The information hereon is the property of integrator.com and shall not be transmitted, copied, or used for purposes other than that for which it was intended.



8001 East 196th Street  
Noblesville, Indiana 46060  
Phone: (317) 776-3500 Fax: (317) 776-3510  
www.integrator.com



© COPYRIGHT 2001, integrator.com, Inc.



- NOTES:
1. ALL WIRING BY E.C. UNLESS OTHERWISE NOTED.
  2. WIRED BY INTEGRATOR.COM.
  3. REFER TO SCHEDULES FOR FURTHER INFORMATION.

TITLE:  
DETAIL DRAWING

DRAWN BY: W.CASTOR	DATE: 07/03/01
APPROVED BY:	DATE:

REVISIONS		BY/ DATE
DESCRIPTION		
A STANDARDIZED AND RELEASED	WHC	07/01
B		
C		
D		
E		
F		
G		
H		
I		
J		
K		

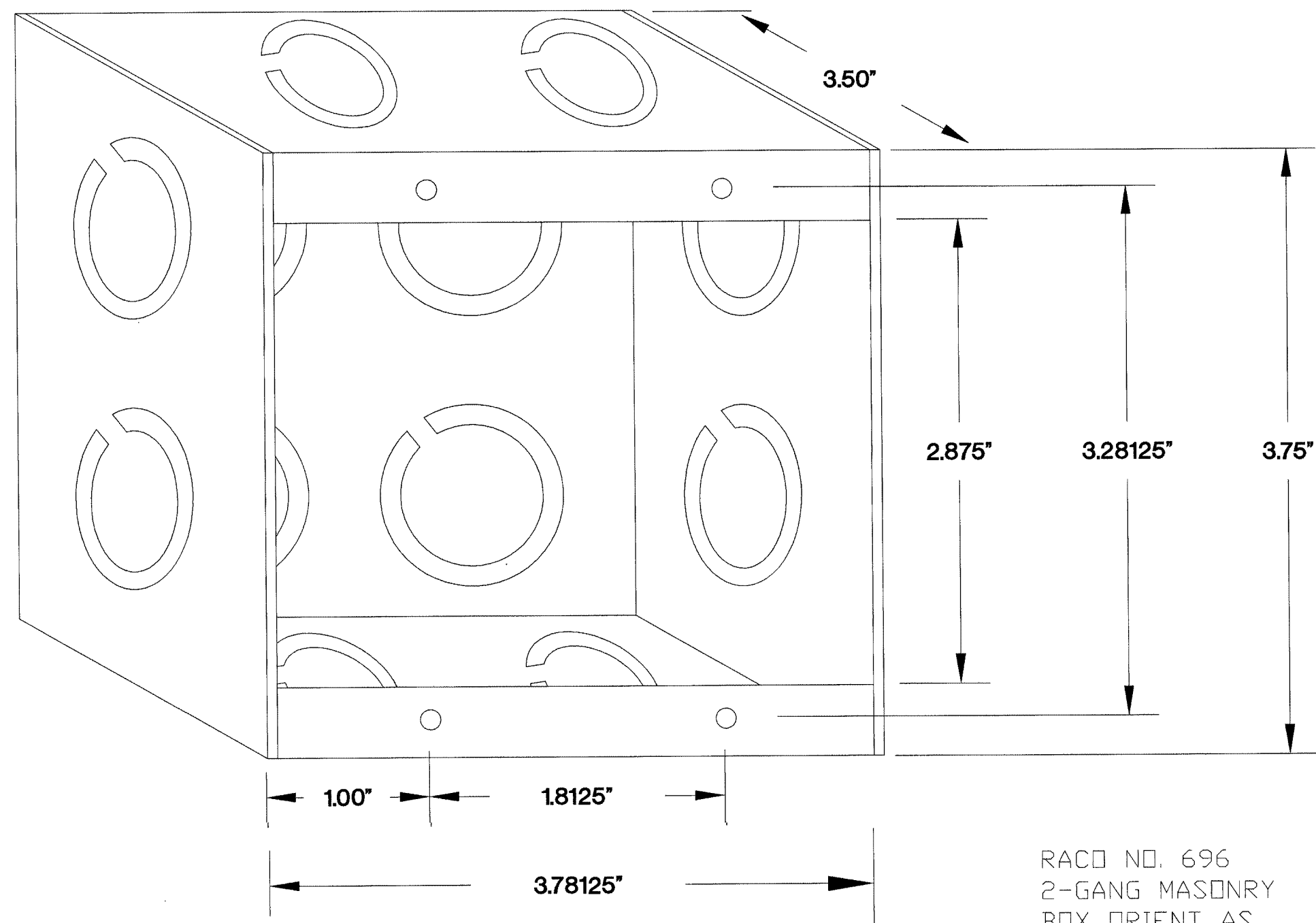
APPROVED  
AUG 17 2001  
BY 212-17680-0  
WALDRIDGE ALDRIDGE

DWG. NO.  
MISC\_0015\_01A

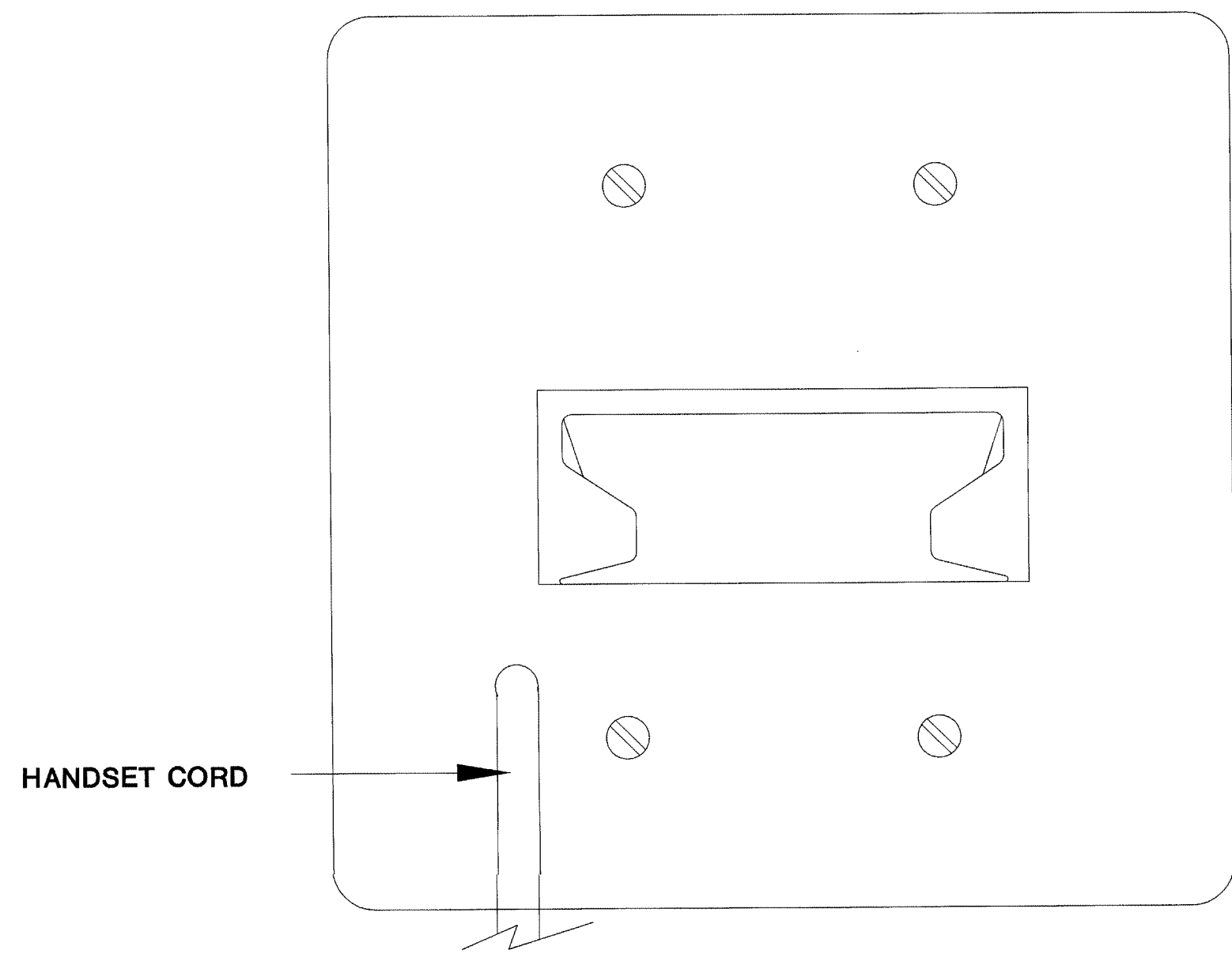
DURESS LAMP WIRING DETAIL - "OB" TYPE OUTPUT



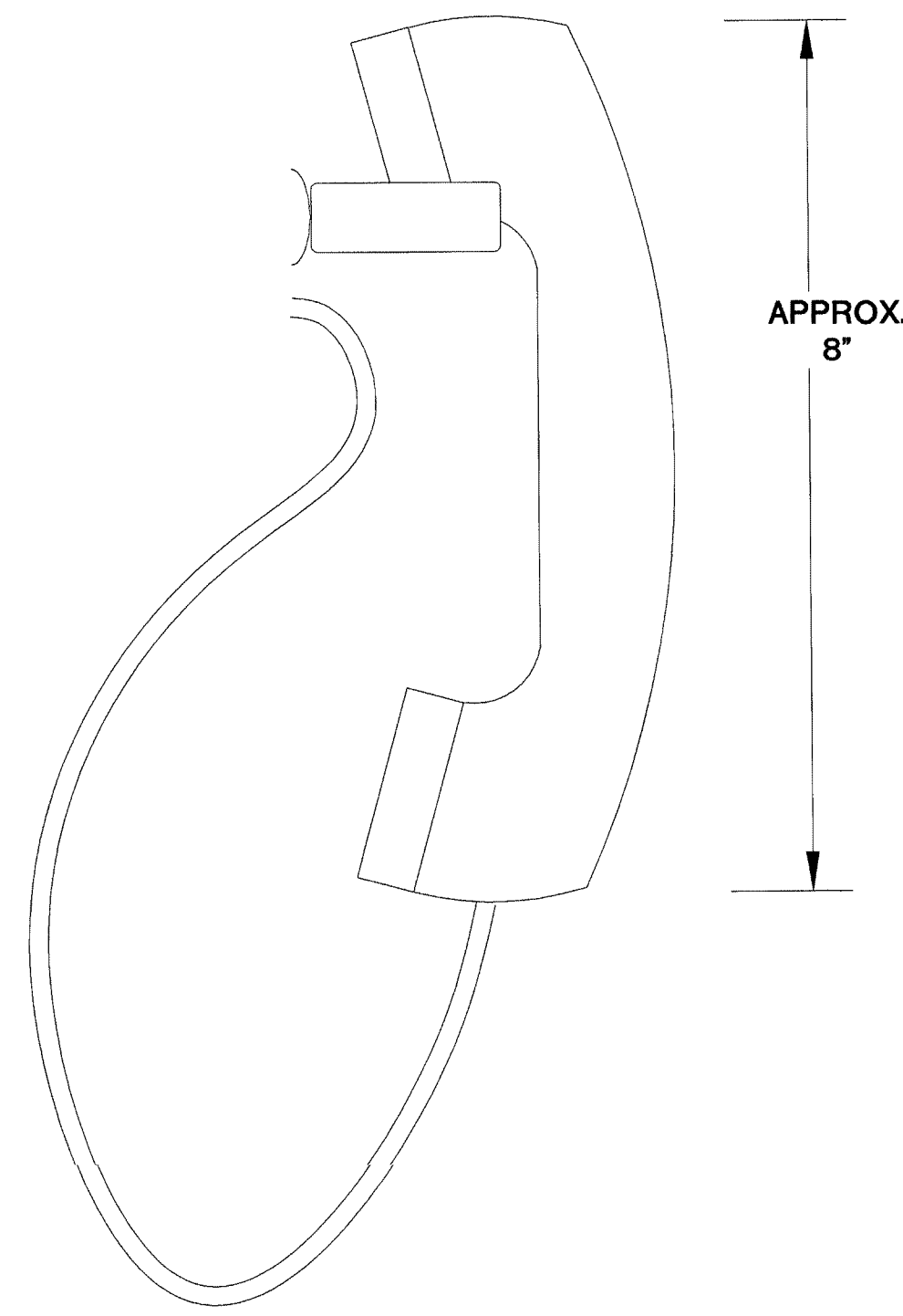
**RACO 696 - 2 GANG BACKBOX**



RACO NO. 696  
2-GANG MASONRY  
BOX ORIENT AS  
SHOWN WITH  
MOUNTING HOLES  
HORIZONTAL

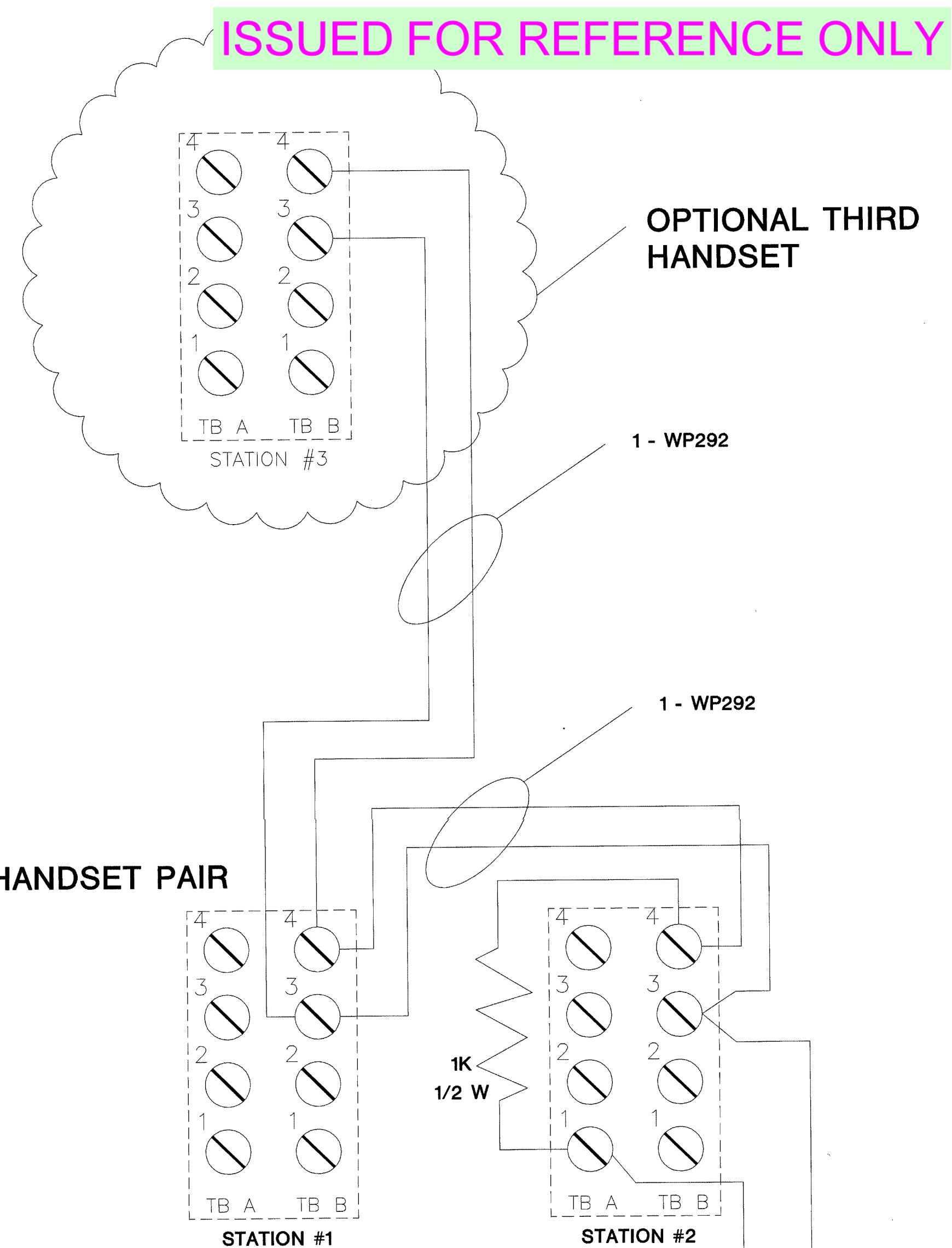


**FINAL ORIENTATION WHEN FACING WALL PLATE**



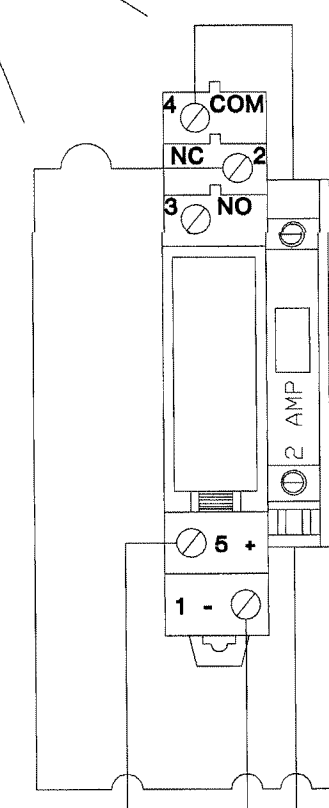
**RIGHT SIDE VIEW**

**VISITATION HANDSET PAIR**

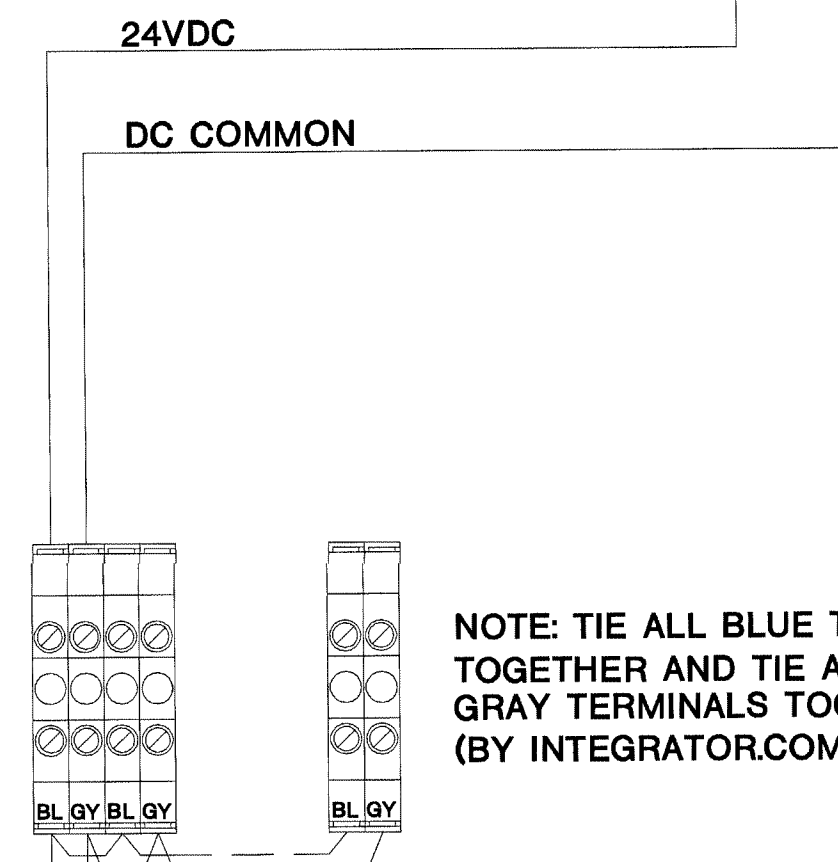


2 JUMPERS  
(BY INTEGRATOR.COM)

IN SEC CABINET  
SEE NOTE 2



PLC OUTPUT (BY INTEGRATOR.COM)  
DC COMMON (BY INTEGRATOR.COM)  
24VDC (BY INTEGRATOR.COM)



**VISITATION HANDSET POWER**

2-#16 THHN (1-BLU, 1-BRN)

NOTE: TIE ALL BLUE TERMINALS  
TOGETHER AND TIE ALL  
GRAY TERMINALS TOGETHER.  
(BY INTEGRATOR.COM)


- NOTES:**
1. ALL WIRING BY E.C. UNLESS OTHERWISE NOTED.
  2. THE POWER SWITCHING RELAY IS OMITTED IF UNNEEDED.

APPROVED FOR  
AUG 17 2001  
BY 212-17666-0  
WILLIAMS ALLIANCE

The information hereon is the property of integrator.com and shall not be transmitted, copied, or used for purposes other than that for which it was intended.



8001 East 196th Street  
Noblesville, Indiana 46060  
Phone: (317) 776-3500 Fax: (317) 776-3510  
www.integrator.com



© COPYRIGHT 2001, integrator.com, Inc.

**TITLE: DETAIL DRAWING**

DRAWN BY: W.LAPE	DATE: 10/09/00
APPROVED BY: W.CASTOR	DATE: 01/31/01

REVISIONS		BY/DATE
DESCRIPTION		
A STANDARDIZED AND RELEASED		WHL 10/00
B ADDED NEW STANDARD FRAME		WHC 01/01
C		
D		
E		
F		
G		
H		
I		
J		
K		


DWG. NO. ICOM\_0003\_01B



The information hereon is the property of integrator.com and shall not be transmitted, copied, or used for purposes other than that for which it was intended.



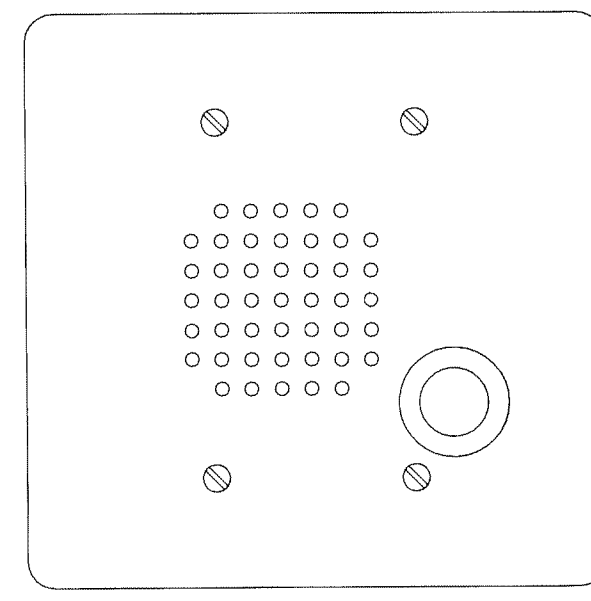
8001 East 196th Street  
Noblesville, Indiana 46060  
Phone: (317) 776-3500 Fax: (317) 776-3510  
www.integrator.com



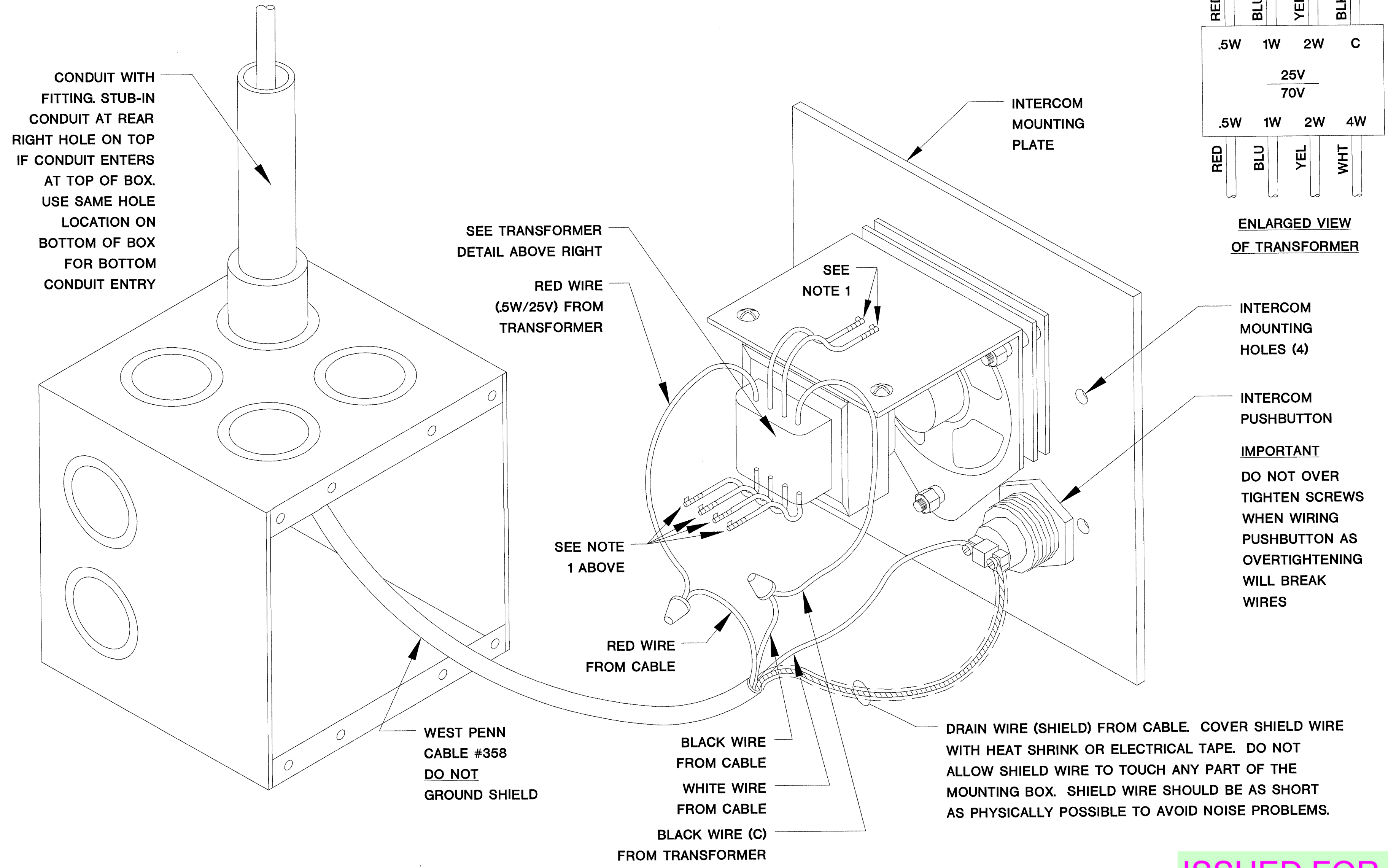
© COPYRIGHT 2001, integrator.com, Inc.

**INTERCOM MOUNTING DETAILS**

RACO NO. 696  
2-GANG MASONRY  
BOX ORIENT AS  
SHOWN WITH  
MOUNTING HOLES  
HORIZONTAL

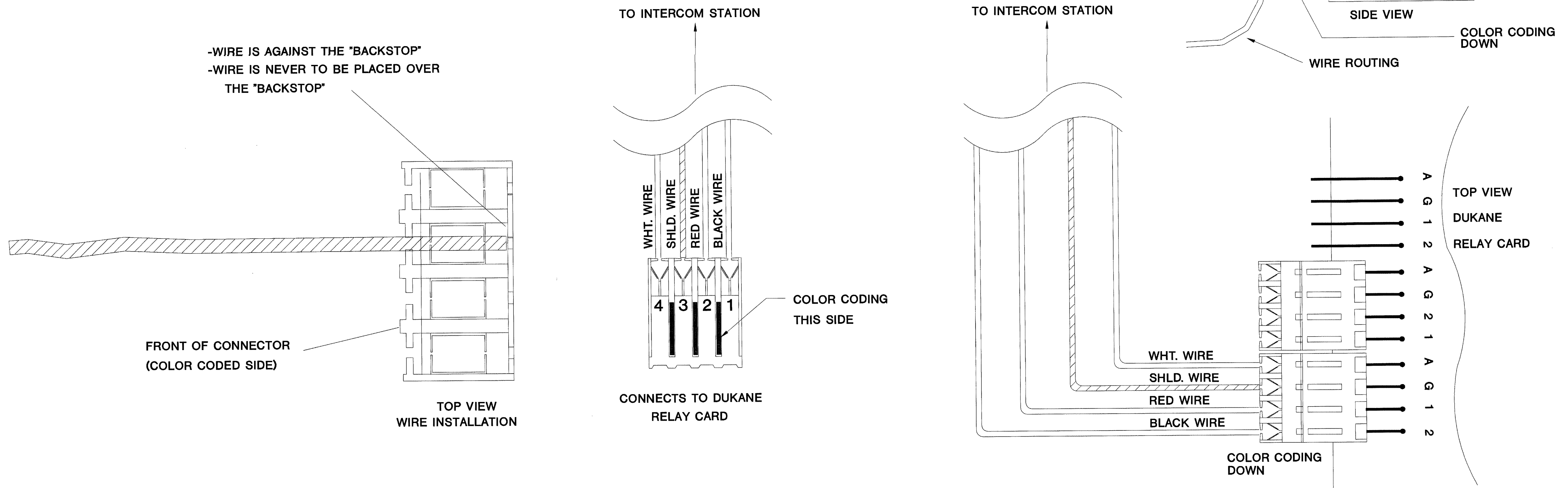


FINAL  
ORIENTATION  
WHEN FACING  
INTERCOM



ISSUED FOR REFERENCE ONLY

**INTERCOM WIRING DETAILS**



NOTES:  
1. UNUSED TRANSFORMER WIRES ARE TO BE ISOLATED AND TERMINATED WITH TAPE OR EQUIVALENT TO PREVENT EXPOSED CONDUCTORS FROM MAKING CONTACT.

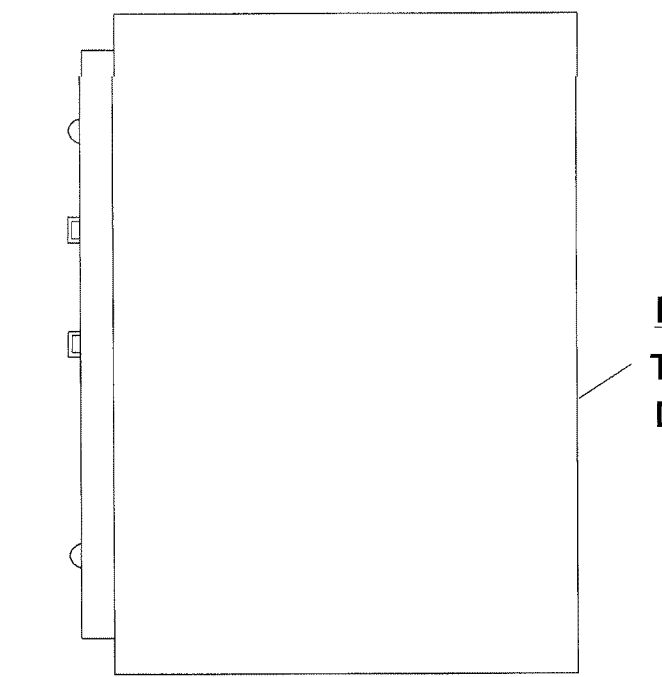
BY 212-17000-0  
WALLSHEET

TITLE: <b>DETAIL DRAWING</b>	
DRAWN BY: LLACKMAN	DATE: 9/5/97
APPROVED BY: W.CASTOR	DATE: 01/31/01
REVISIONS	
DESCRIPTION	BY/DATE
A WIRING DETAIL ADDED	CGP 03/99
B STANDARDIZED AND RELEASED	WHL 10/00
C CHANGED WIRE TYPE	WHL 12/00
D ADDED NEW STANDARD FRAME	WHL 01/01
E	
F	
G	
H	
I	
J	
K	
DWG. NO. <b>ICOM_0001_01D</b>	



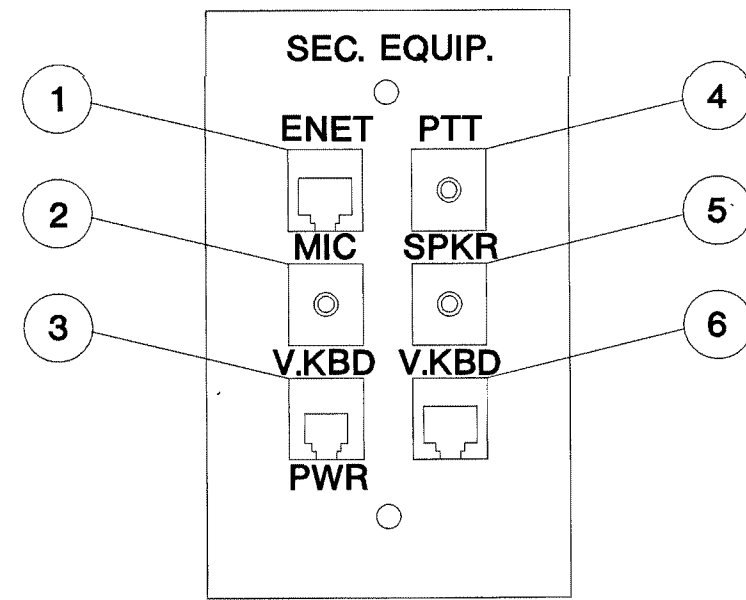
**TBxx - DETAIL  
MOUNTED IN BACK OF ICOM RACK**

1				GR
2				BK
3				GY
4				WH
5				BK
6				GY
7				RE
8				BK
9				GY



WALL PLATE AND JUNCTION BOX MOUNTED BELOW CASEWORK

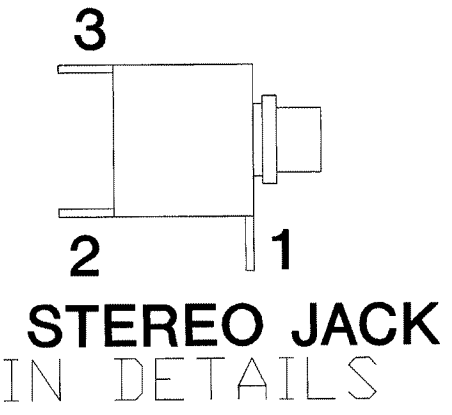
NOTE:  
THIS BACKBOX MUST BE A DEEP (3-1/2") SINGLE GANG



WALL PLATE LAYOUT MOUNTED BELOW CASEWORK

**FACEPLATE NOTES:**

- 1 BLACK CATEGORY 5 MODULAR (RJ-45) JACK FOR ETHERNET
- 2 IVORY BLANK MODULE WITH 1/8" STEREO PHONE JACK INSTALLED FOR MICROPHONE
- 3 BROWN CATEGORY 3 MODULAR (RJ-11) JACK FOR VIDEO KEYBOARD POWER SUPPLY
- 4 BLACK BLANK MODULE WITH 1/8" MONO PHONE JACK INSTALLED FOR PTT
- 5 GRAY BLANK MODULE WITH 1/8" MONO PHONE JACK INSTALLED FOR SPEAKERS
- 6 RED CATEGORY 5 MODULAR (RJ-45) JACK FOR VIDEO KEYBOARD

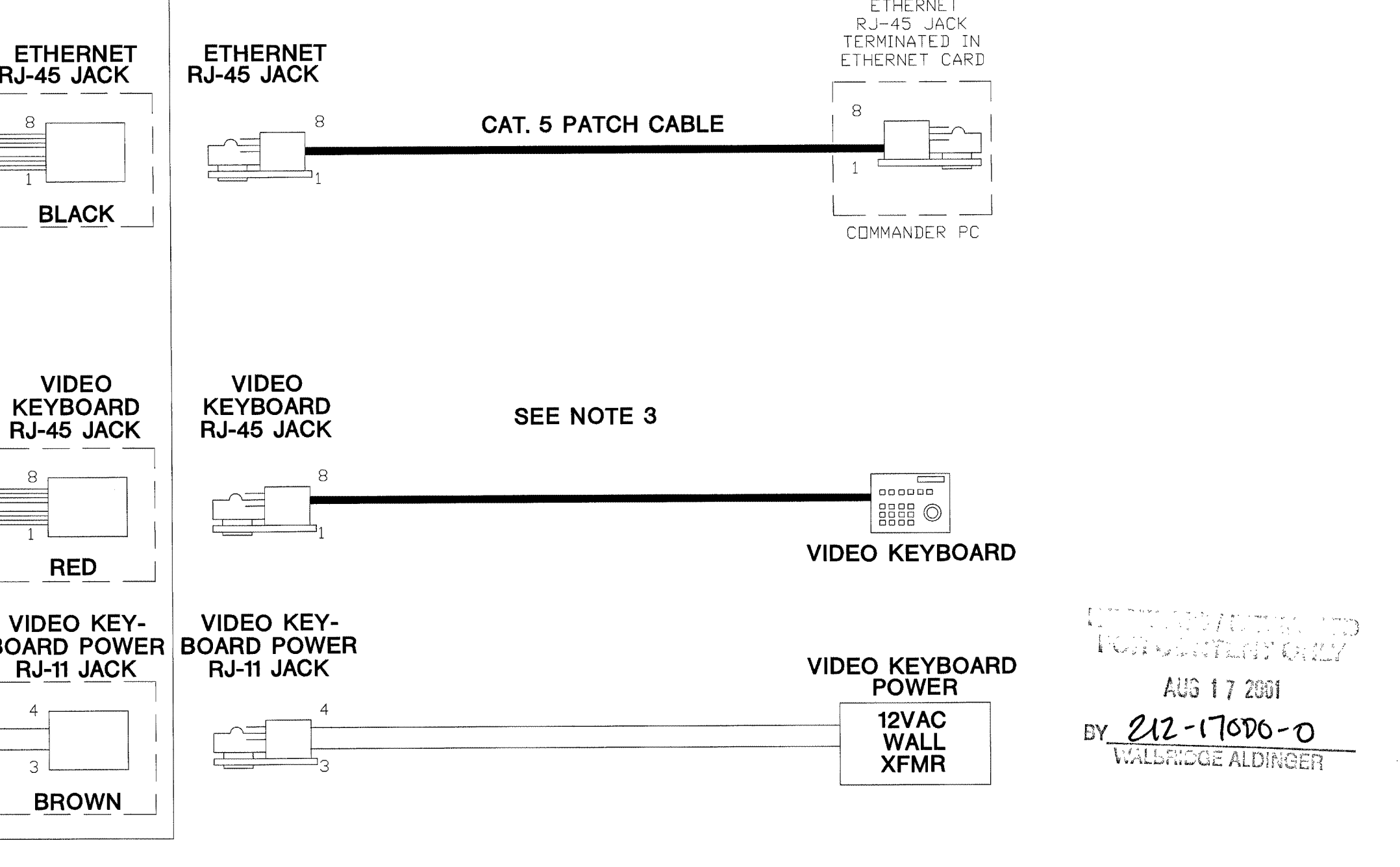

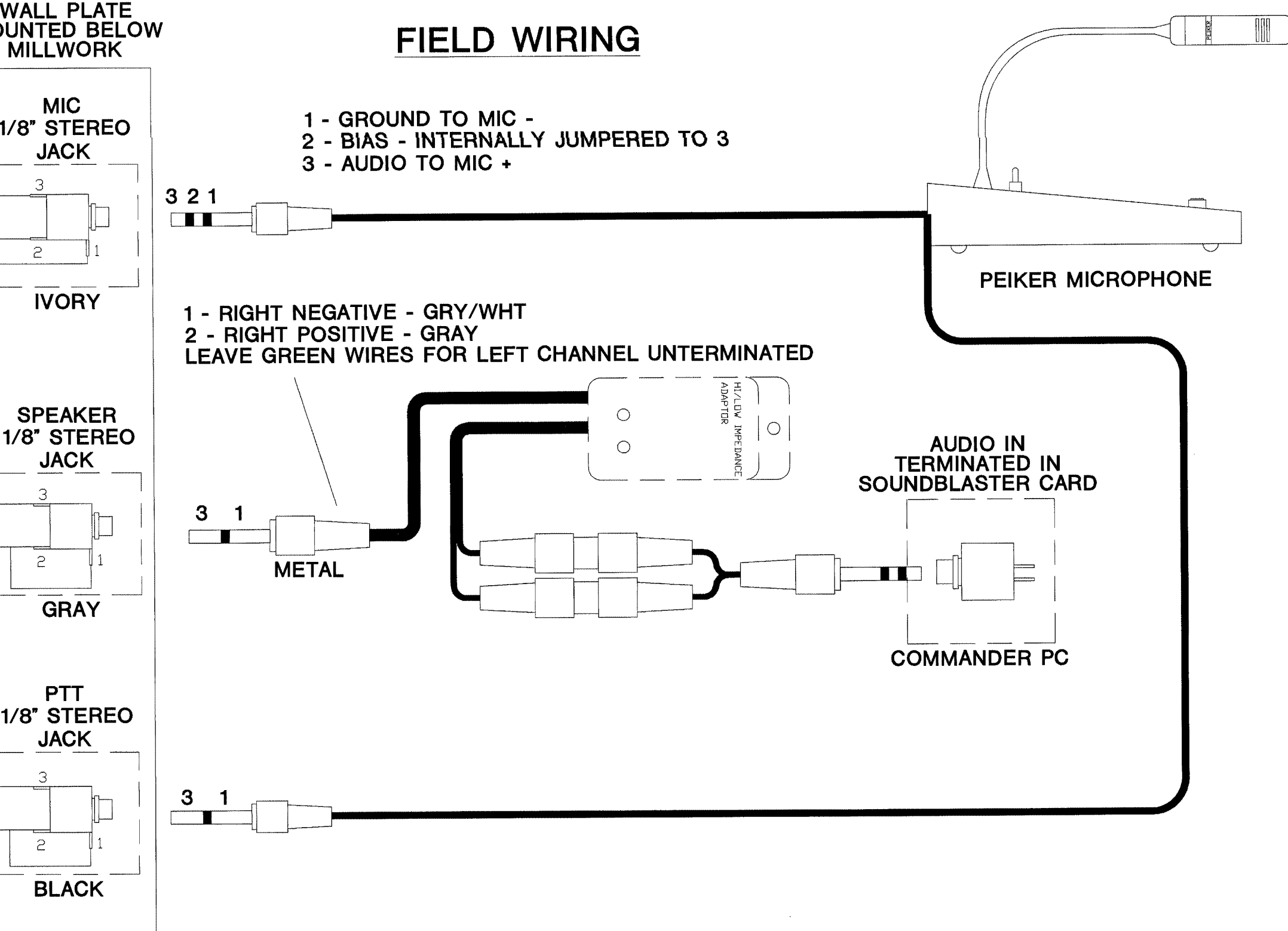
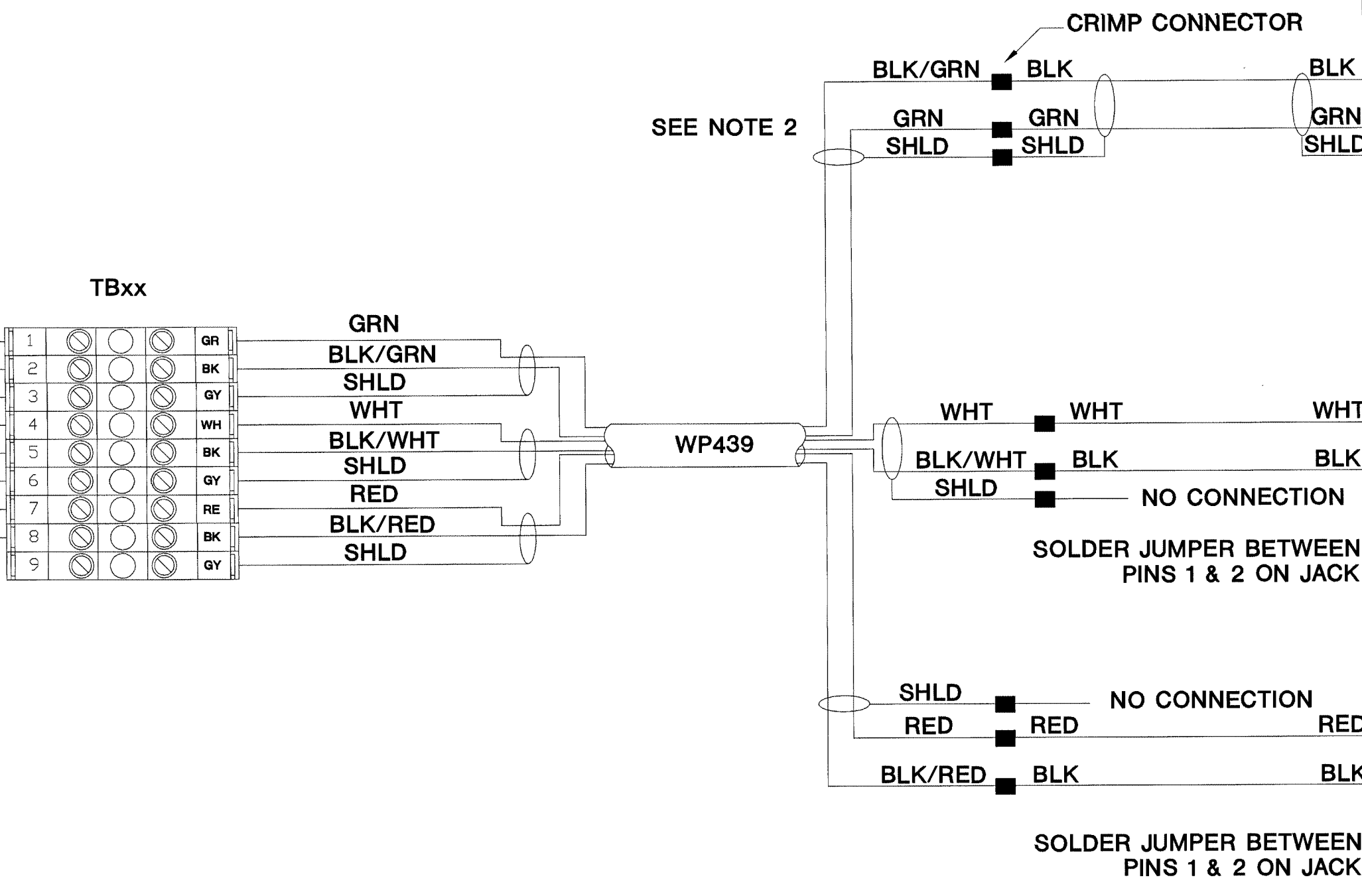
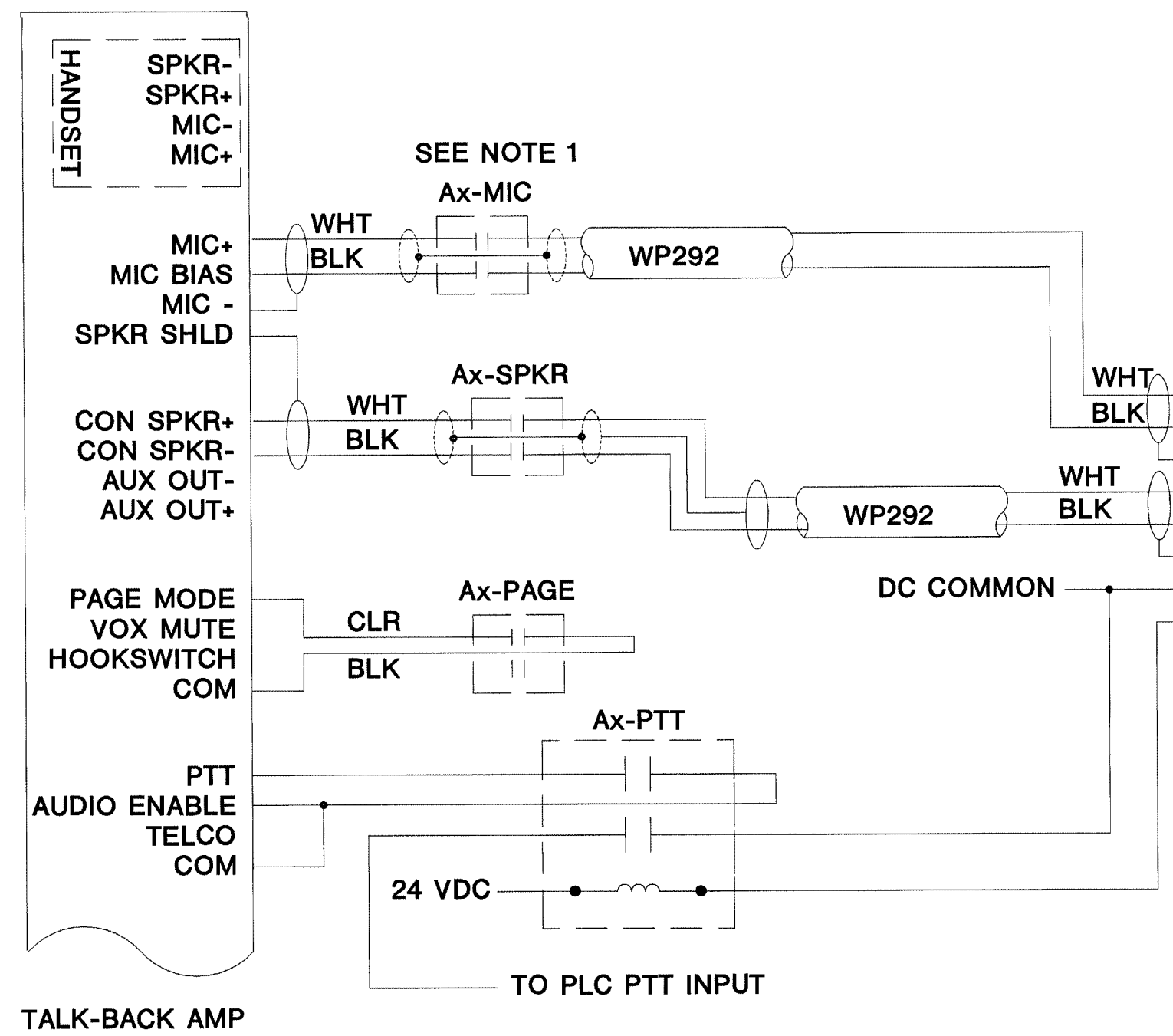


1/8" STEREO JACK PIN DETAILS

**INTEGRATOR.COM WIRING**

**INTERCONNECT WIRING**

**FIELD WIRING**




- GENERAL NOTES:**
- 1. A1-MIC IS AN OPTIONAL RELAY FOR RUNNING PARALLEL TOUCHSCREENS.
  - 2. MICROPHONE BIAS IS WIRED TO MIC+ ON THE AMP. MICROPHONE AUDIO+ IS WIRED TO MIC BIAS ON THE AMP.
  - 3. VIDEO KEYBOARD CONNECTORS ARE USED ONLY WHEN THE SYSTEM IS EQUIPPED WITH A PELCO AUTODOME OR PTZ CONTROL.

The information herein is the property of integrator.com and shall not be transmitted, copied, or used for purposes other than that for which it was intended.



8001 East 196th Street  
Noblesville, Indiana 46060  
Phone: (317) 776-3500 Fax: (317) 776-3510  
www.integrator.com



© COPYRIGHT 2001, integrator.com, Inc.

**DETAIL DRAWING**

DRAWN BY: W.CASTOR DATE: 04/25/01  
APPROVED BY: DATE:

REVISIONS		BY/ DATE
A	STANDARDIZED AND RELEASED	WHC 04/01
B		
C		
D		
E		
F		
G		
H		
I		
J		
K		

DWG. NO. CMDR\_0001\_02A

**COMMANDER MODULAR PLATE WIRING DETAIL**



The information herein is the property of integrator.com and shall not be transmitted, copied, or used for purposes other than that for which it was intended.

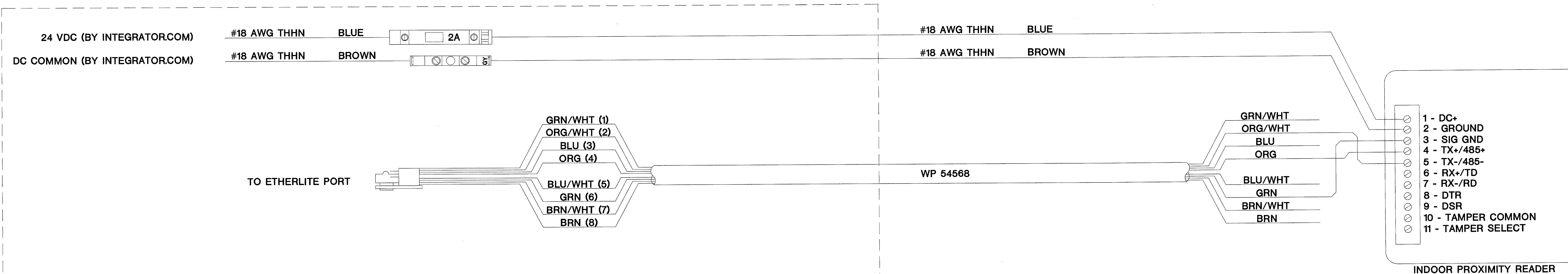


8001 East 196th Street  
Noblesville, Indiana 46060  
Phone: (317) 776-3500 Fax: (317) 776-3510  
www.integrator.com



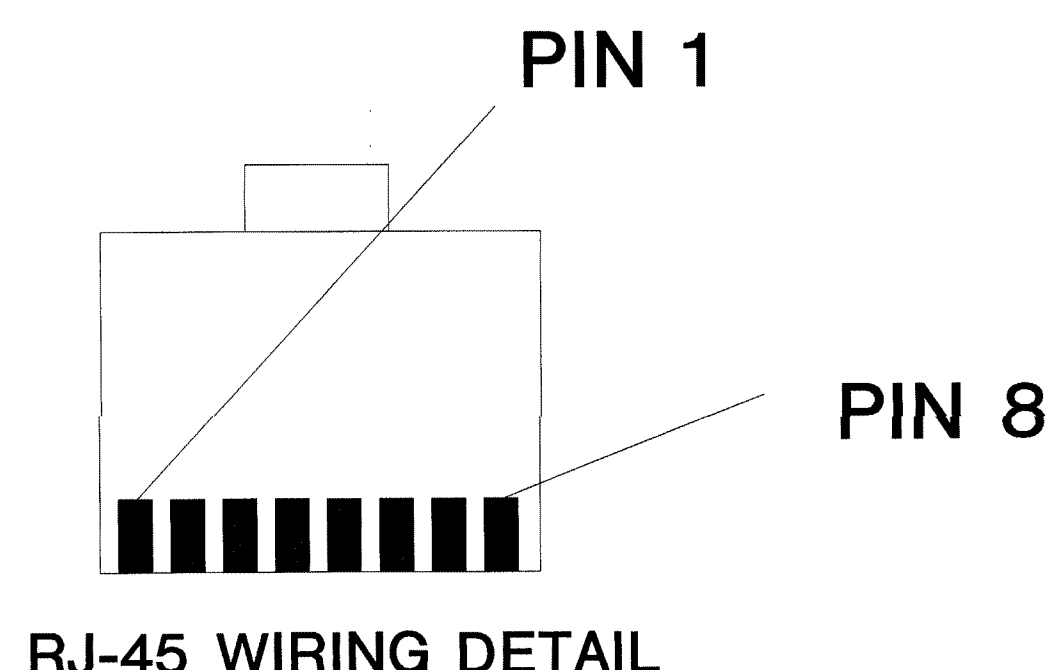
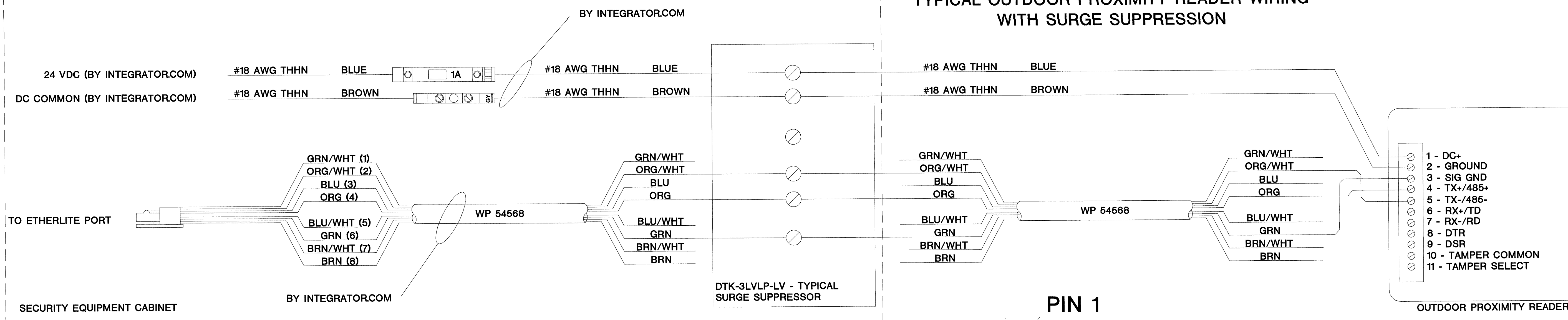
© COPYRIGHT 2001, integrator.com, Inc.

### TYPICAL INDOOR PROXIMITY READER WIRING



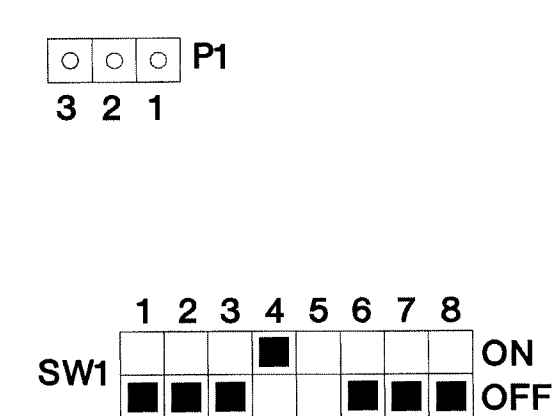
ISSUED FOR REFERENCE ONLY

### TYPICAL OUTDOOR PROXIMITY READER WIRING WITH SURGE SUPPRESSION



**MOUNTING**  
IF MOUNTING CARD READERS BACK TO BACK ON EITHER SIDE OF A DOOR OR WALL, A STEEL PLATE MUST BE INSTALLED IN THE FRAME OR WALL BETWEEN THEM.

**NOTES:**  
1. ALL WIRING BY E.C. UNLESS OTHERWISE NOTED.  
2. WIRING SHOWN IS TYPICAL. REFER TO THE ACCESS SCHEDULE FOR SPECIFIC INFORMATION.

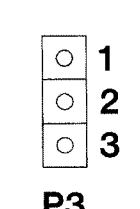
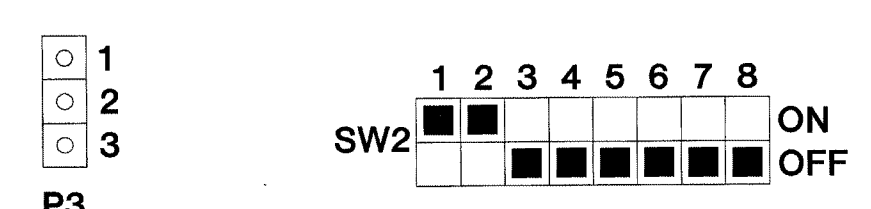


SEE DIP SETTING NOTES AT RIGHT

**PROXPAD DIP SW SETTINGS**  
SET TO RS422 MODE  
NO TERMINATING RESISTOR  
KEYPAD PROCESSED BY READER  
SW1-5: OFF FOR NO BEEP

SWITCH SELECTED (filled square)  
SWITCH NOT SELECTED (empty square)

**JUMPER SETTINGS**  
P1: JUMPER 1-2 IF PROXPAD IS MOUNTED TO A METALLIC SURFACE.  
P1: JUMPER 2-3 FOR ALL OTHER SURFACES (DEFAULT)  
P3: JUMPER 1-2 FOR A NORMALLY OPEN TAMPER SWITCH  
P3: JUMPER 2-3 FOR A NORMALLY CLOSED TAMPER SWITCH (DEFAULT)



HID 5352 PROXPAD: SWITCH & JUMPER SETTING DETAIL

## HID PROXPAD - ETHERLITE MODULE INTERFACE WIRING WITH SURGE SUPPRESSION

### DETAIL DRAWING

DRAWN BY: WLAPE DATE: 10/10/00  
APPROVED BY: DATE:

REVISIONS		BY/DATE
A	STANDARDIZED AND RELEASED	WHL 09/00
B	ADDED MOUNTING NOTES	WHL 09/00
C	CORRECTED JUMPERS	WHL 11/00
D	ADDED NEW STANDARD FRAME	WHC 01/01
E	CHANGED FUSE RATING	WHL 02/01
F	CHANGED WIRING TO HAVE PAIR	WHL 02/01
G		
H		
I		
J		
K		


DWG. NO. ACC\_0001\_01F

REVISIONED / REVISIONED FOR CLARITY ONLY  
AUG 17 2001  
BY 212-17000-0

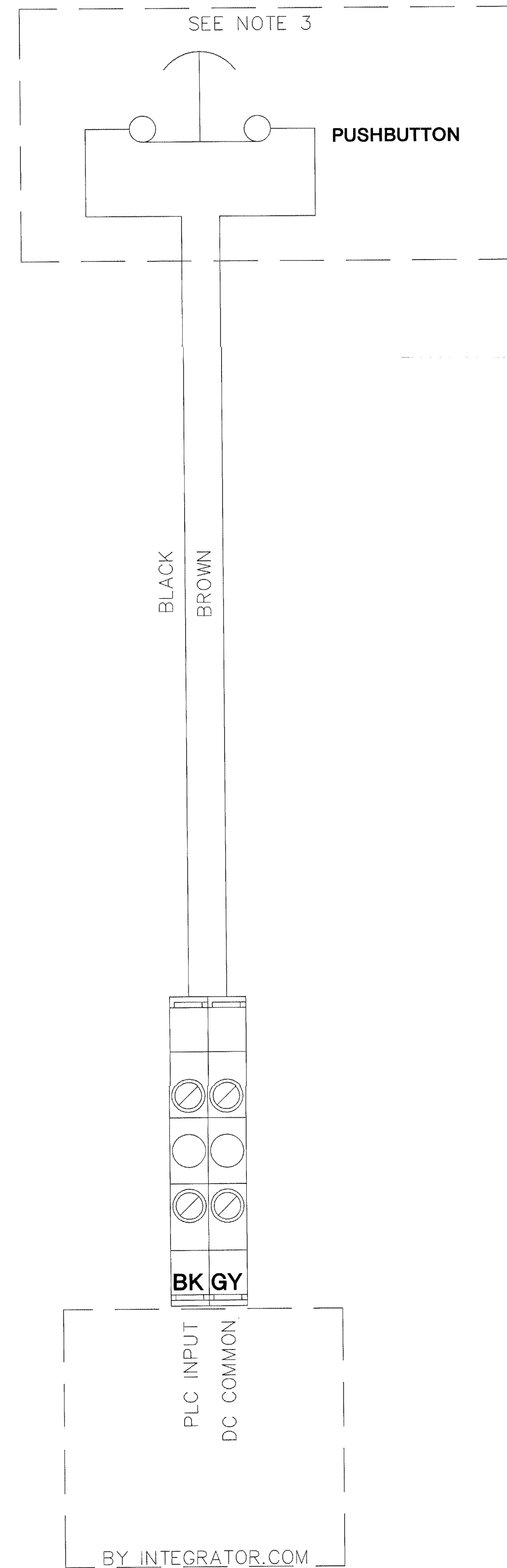




8001 East 196th Street  
Noblesville, Indiana 46060  
Phone: (317) 776-3500 Fax: (317) 776-3510  
www.integrator.com



© COPYRIGHT 2001, integrator.com, Inc.



- NOTES:  
 1. TYPICAL WIRING SCHEMATIC FOR REFERENCE ONLY.  
 2. WIRE COLORS ARE SUBJECT TO CHANGE .  
 3. ALL WIRING BY E.C. UNLESS OTHERWISE NOTED.  
 4. PUSHBUTTON PLATE BY OTHERS.

APPROVED / REVIEWED  
 FOR USE ONLY  
 AUG 17 2001  
 BY 212-17000-0  
 WALTER GEBELDINGER

TITLE:  
**DETAIL DRAWING**

DRAWN BY: W.CASTOR DATE: 10/30/00  
 APPROVED BY: DATE:

REVISIONS		BY/ DATE
A	STANDARDIZED AND RELEASED	WHL 10/00
B	ADDED NEW STANDARD FRAME	WHC 02/01
C		
D		
E		
F		
G		
H		
I		
J		
K		


DWG. NO.  
**PB\_0005\_01A**



The information hereon is the property of integrator.com and shall not be transmitted, copied, or used for purposes other than that for which it was intended.



8001 East 196th Street  
Noblesville, Indiana 46060  
Phone: (317) 776-3500 Fax: (317) 776-3510  
www.integrator.com




© COPYRIGHT 2001, integrator.com, Inc.

### BACK SIDE - INTERCOM STATION CONNECTIONS (BY E.C.)

USE 4-POS. 22AWG PUNCH DOWN CONNECTORS DENOTED BY RED BARS PRINTED ON THE CONNECTORS.

TO TALK BACK AMPLIFIER Ax  
REF. INTERCOM SYSTEM RISER DWGS



ISSUED FOR REFERENCE ONLY

#### GENERAL NOTES

- REFER TO INTERCOM SYSTEM RISER DRAWINGS FOR EQUIPMENT LAYOUT.
- REFER TO INTERCOM SYSTEM RISER DRAWINGS, INTERCOM DETAIL DRAWINGS, AND INTERCOM & PAGING SCHEDULES FOR TERMINATION DETAILS.
- ALL WIRING ON THIS SHEET IS BY INTEGRATOR.COM UNLESS OTHERWISE NOTED.
- REFER TO I/O SCHEDULE FOR PLC INPUT AND OUTPUT TERMINATIONS ON THE RCxxx RELAY CARDS.
- 24VDC POWER AND DC COMMON ARE WIRED USING 18AWG WIRE ONLY. USE 5-POS. 18AWG THRU-WIRE PUNCH DOWN CONNECTORS ONLY. THESE ARE DENOTED BY THE ORANGE BARS AND GREEN DOTS PRINTED ON THE CONNECTOR.

DESIGNED / CHECKED FOR CONVENT ONLY  
AUG 17 2001  
WELLS GELDINGER

#### TITLE: DETAIL DRAWING

DRAWN BY: W.LAPE DATE: 02/05/01  
APPROVED BY: DATE:

REVISIONS	
DESCRIPTION	BY/DATE
A STANDARDIZED AND RELEASED	WHL 02/01
B ADDED POWER CONNECTOR NOTE	WHL 04/01
C	
D	
E	
F	
G	
H	
I	
J	
K	


DWG. NO.

ICOM\_0007\_01B





8001 East 19th Street  
Noblesville, Indiana 46060  
Phone: (317) 776-3500 Fax: (317) 776-3510  
www.integrator.com

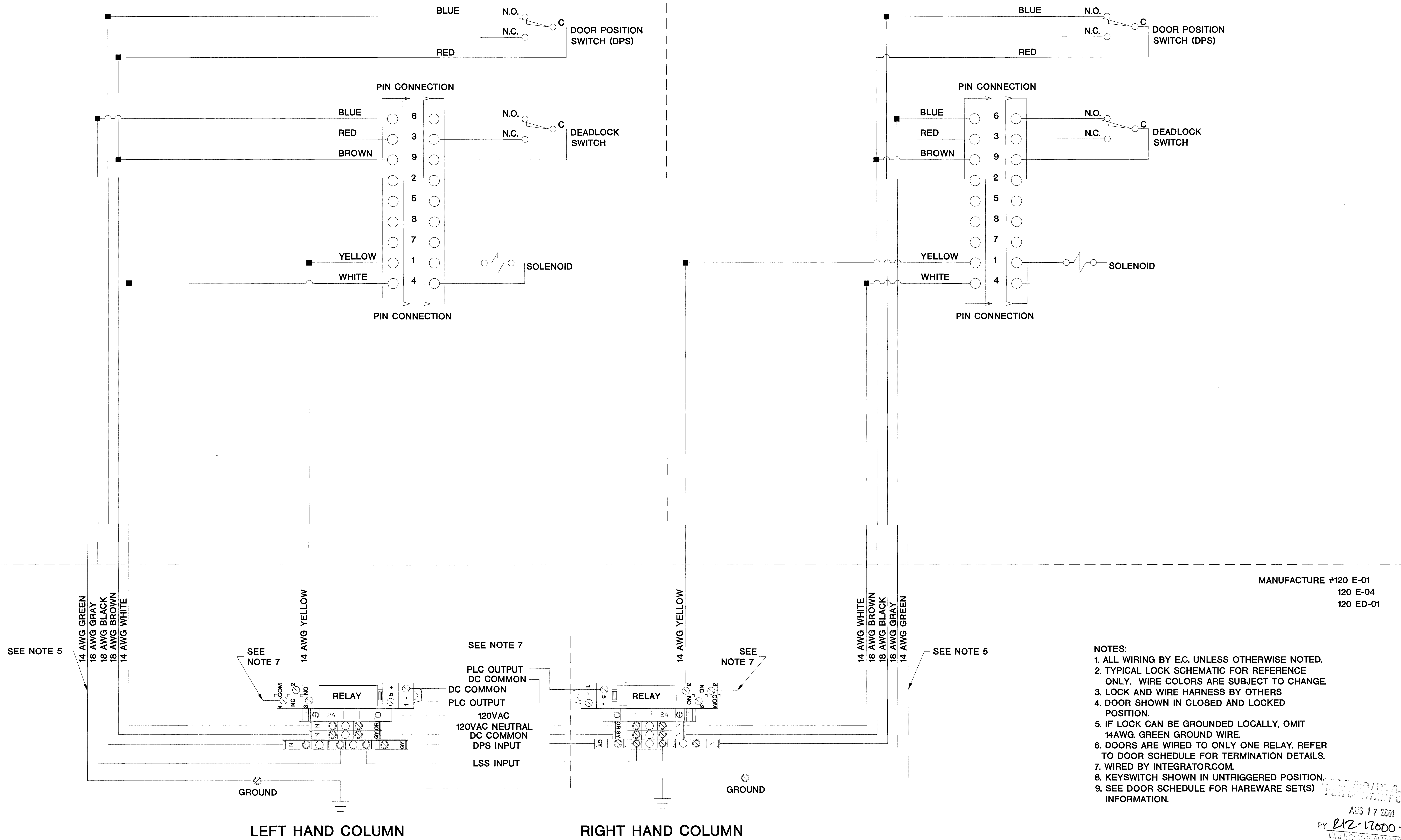


© COPYRIGHT 2001, Integrator.com, Inc.

LEFT SIDE PANEL WIRING (SEE NOTE 6)

RIGHT SIDE PANEL WIRING (SEE NOTE 6)

ISSUED FOR REFERENCE ONLY



MANUFACTURE #120 E-01  
120 E-04  
120 ED-01

- NOTES:
1. ALL WIRING BY E.C. UNLESS OTHERWISE NOTED.
  2. TYPICAL LOCK SCHEMATIC FOR REFERENCE ONLY. WIRE COLORS ARE SUBJECT TO CHANGE.
  3. LOCK AND WIRE HARNESS BY OTHERS
  4. DOOR SHOWN IN CLOSED AND LOCKED POSITION.
  5. IF LOCK CAN BE GROUNDED LOCALLY, OMIT 14AWG. GREEN GROUND WIRE.
  6. DOORS ARE WIRED TO ONLY ONE RELAY. REFER TO DOOR SCHEDULE FOR TERMINATION DETAILS.
  7. WIRED BY INTEGRATOR.COM.
  8. KEYSWITCH SHOWN IN UNTRIGGERED POSITION.
  9. SEE DOOR SCHEDULE FOR HAREWARE SET(S) INFORMATION.

AUG 17 2001  
BY 212-17600-0  
WALLENBERG ALDRINGER

TITLE: **DETAIL DRAWING**

DRAWN BY: W.CASTOR DATE: 05/03/01  
APPROVED BY: DATE:

REVISIONS

DESCRIPTION	BY/ DATE
A STANDARDIZED AND RELEASED	WHC 05/01
B REVISED NAMING OLD# LOCK_0053_01	WHC 05/01
C	
D	
E	
F	
G	
H	
I	
J	
K	


DWG. NO. **LFAD\_0006\_01B**

FOLGER ADAM 120-E SERIES 120VAC SOLENOID LOCK USING OMRON/AB RELAYS, SOURCING "0B" TYPE PLC OUTPUTS AND SEPARATE DPS & LSS INPUTS





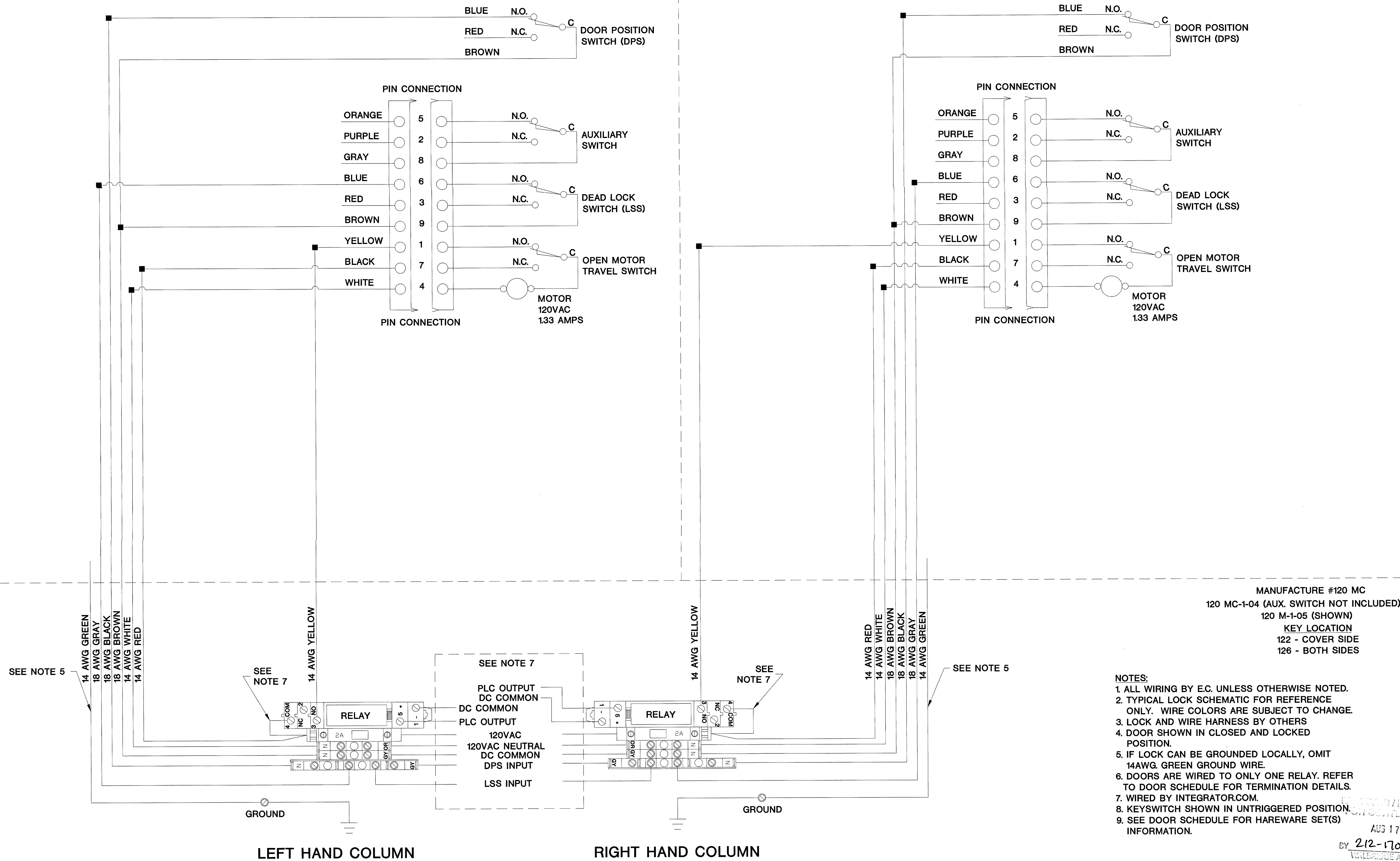
8001 East 196th Street  
Noblesville, Indiana 46060  
Phone: (317) 776-3500 Fax: (317) 776-3510  
www.integrator.com



© COPYRIGHT 2001, integrator.com, Inc.

LEFT SIDE PANEL WIRING (SEE NOTE 6)

RIGHT SIDE PANEL WIRING (SEE NOTE 6)



MANUFACTURE #120 MC  
120 MC-1-04 (AUX. SWITCH NOT INCLUDED)  
120 M-1-05 (SHOWN)  
KEY LOCATION  
122 - COVER SIDE  
126 - BOTH SIDES

- NOTES:
1. ALL WIRING BY E.C. UNLESS OTHERWISE NOTED.
  2. TYPICAL LOCK SCHEMATIC FOR REFERENCE ONLY. WIRE COLORS ARE SUBJECT TO CHANGE.
  3. LOCK AND WIRE HARNESS BY OTHERS
  4. DOOR SHOWN IN CLOSED AND LOCKED POSITION.
  5. IF LOCK CAN BE GROUNDED LOCALLY, OMIT 14AWG. GREEN GROUND WIRE.
  6. DOORS ARE WIRED TO ONLY ONE RELAY. REFER TO DOOR SCHEDULE FOR TERMINATION DETAILS.
  7. WIRED BY INTEGRATOR.COM.
  8. KEYSWITCH SHOWN IN UNTRIGGERED POSITION.
  9. SEE DOOR SCHEDULE FOR HAREWARE SET(S) INFORMATION.

AUG 17 2001  
BY 212-17000-D  
WALTER D. ALDRIDGE

TITLE:  
DETAIL DRAWING

DRAWN BY: W.CASTOR  
DATE: 07/02/01  
APPROVED BY: DATE:

REVISIONS		BY/ DATE
A	STANDARDIZED AND RELEASED	WHC 07/01
B		
C		
D		
E		
F		
G		
H		
I		
J		
K		

DWG. NO.


LFAD\_0009\_01A

FOLGER ADAM 120 MC SERIES 120VAC MOTORIZED LOCK USING OMRON/AB RELAYS, SOURCING "OB" TYPE PLC OUTPUTS AND SEPARATE SWITCHES FOR DPS & LSS INPUTS.





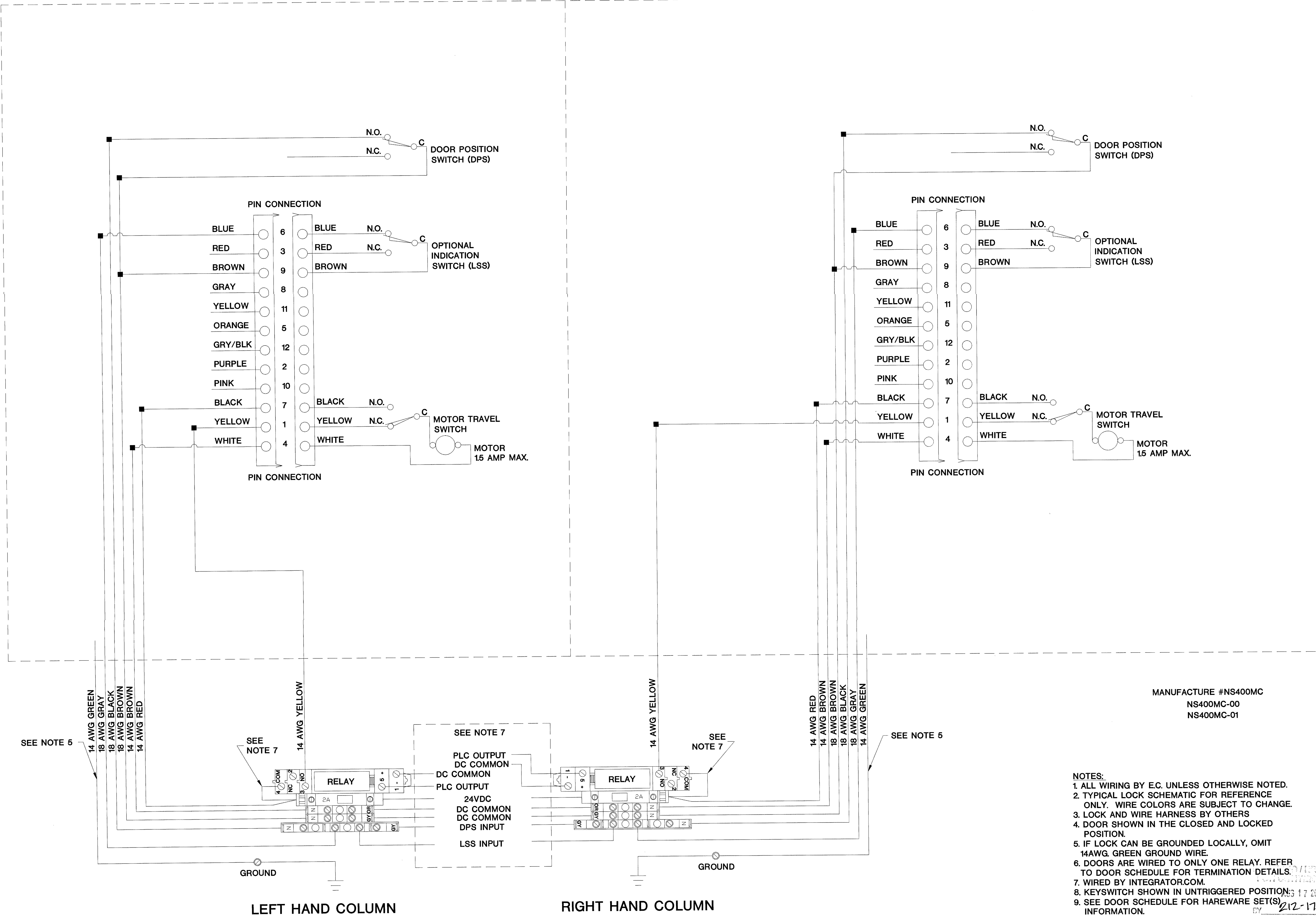
8001 East 196th Street  
Noblesville, Indiana 46060  
Phone: (317) 776-3500 Fax: (317) 776-3510  
www.integrator.com



© COPYRIGHT 2001, Integrator.com, Inc.

LEFT SIDE PANEL WIRING (SEE NOTE 6)

RIGHT SIDE PANEL WIRING (SEE NOTE 6)



MANUFACTURE #NS400MC  
NS400MC-00  
NS400MC-01

- NOTES:
1. ALL WIRING BY E.C. UNLESS OTHERWISE NOTED.
  2. TYPICAL LOCK SCHEMATIC FOR REFERENCE ONLY. WIRE COLORS ARE SUBJECT TO CHANGE.
  3. LOCK AND WIRE HARNESS BY OTHERS
  4. DOOR SHOWN IN THE CLOSED AND LOCKED POSITION.
  5. IF LOCK CAN BE GROUNDED LOCALLY, OMIT 14AWG. GREEN GROUND WIRE.
  6. DOORS ARE WIRED TO ONLY ONE RELAY. REFER TO DOOR SCHEDULE FOR TERMINATION DETAILS.
  7. WIRED BY INTEGRATOR.COM.
  8. KEYSWITCH SHOWN IN UNTRIGGERED POSITION.
  9. SEE DOOR SCHEDULE FOR HAREWARE SET(S) INFORMATION.

TITLE:  
DETAIL DRAWING

DRAWN BY: W.CASTOR DATE: 07/02/01  
APPROVED BY: DATE:

REVISIONS	BY	DATE
A STANDARDIZED AND RELEASED	WHC	06/01
B REVISED NAMING OLD# LOCK_0054_01	WHC	06/01
C		
D		
E		
F		
G		
H		
I		
J		
K		

DWG. NO.


LFAD\_0010\_01B

FOLGER ADAM NS400MC SERIES 24VDC MOTORIZED LOCK USING OMRON/AB RELAYS, SOURCING "OB" TYPE PLC OUTPUTS AND SEPARATE SWITCHES FOR DPS AND LSS INPUTS.





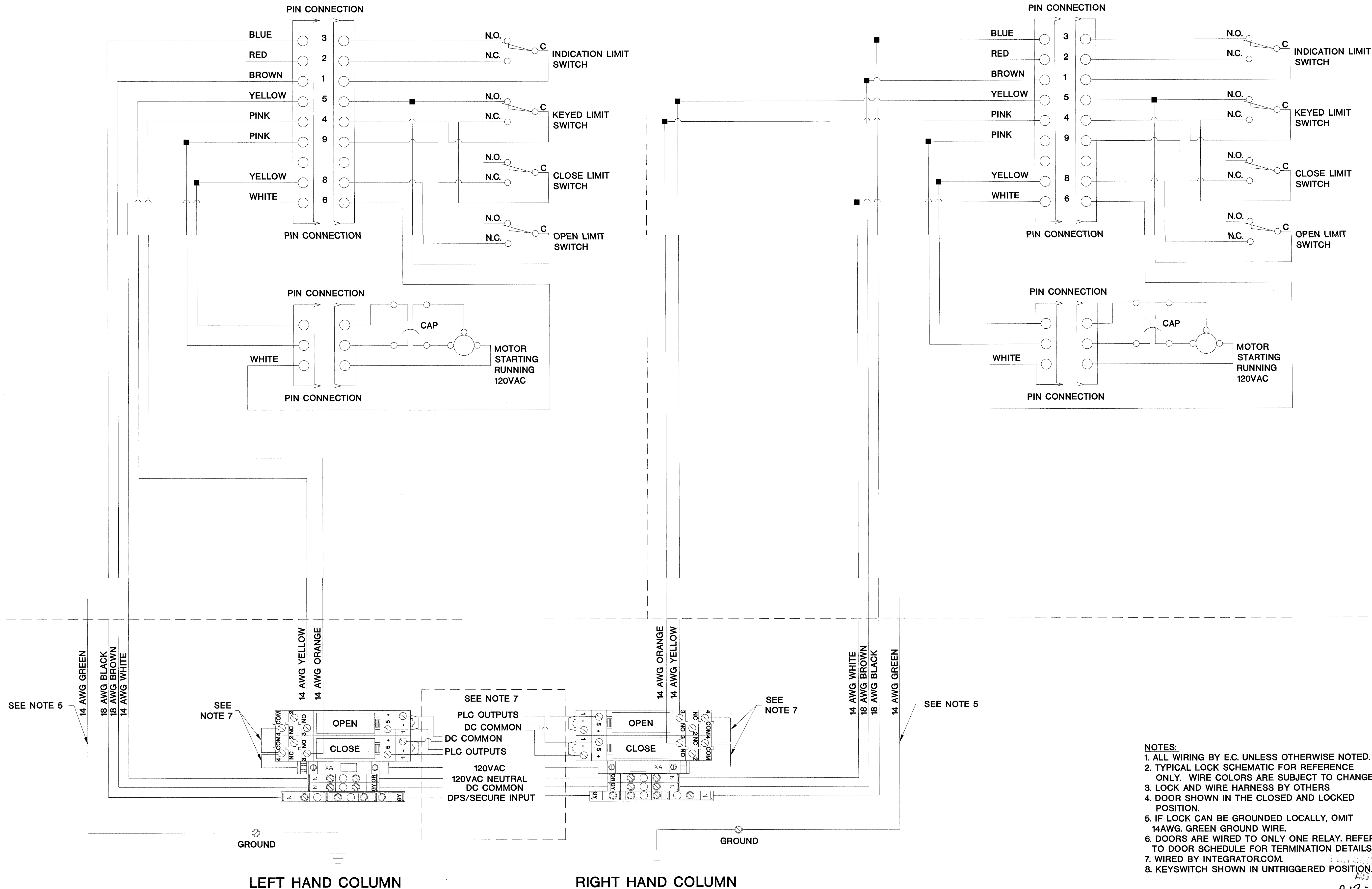
8001 East 196th Street  
Noblesville, Indiana 46060  
Phone: (317) 776-3500 Fax: (317) 776-3510  
www.integrator.com



© COPYRIGHT 2001, integrator.com, Inc.

LEFT SIDE PANEL WIRING (SEE NOTE 6)

RIGHT SIDE PANEL WIRING (SEE NOTE 6)



- NOTES:
1. ALL WIRING BY E.C. UNLESS OTHERWISE NOTED.
  2. TYPICAL LOCK SCHEMATIC FOR REFERENCE ONLY. WIRE COLORS ARE SUBJECT TO CHANGE.
  3. LOCK AND WIRE HARNESS BY OTHERS
  4. DOOR SHOWN IN THE CLOSED AND LOCKED POSITION.
  5. IF LOCK CAN BE GROUNDED LOCALLY, OMIT 14AWG. GREEN GROUND WIRE.
  6. DOORS ARE WIRED TO ONLY ONE RELAY. REFER TO DOOR SCHEDULE FOR TERMINATION DETAILS.
  7. WIRED BY INTEGRATOR.COM.
  8. KEYSWITCH SHOWN IN UNTRIGGERED POSITION.

BY 212-11600-0  
AUG 17 2001  
WALDRICH ALLDINGER

TITLE:  
DETAIL DRAWING

DRAWN BY: W.CASTOR DATE: 07/02/01  
APPROVED BY: DATE:

REVISIONS		
DESCRIPTION	BY	DATE
A STANDARDIZED AND RELEASED	WHC	08/01
B		
C		
D		
E		
F		
G		
H		
I		
J		
K		

DWG. NO.

LFAD\_001\_01A


FOLGER ADAMS D5B SERIES 120VAC MOTORIZED SLIDER LOCK USING OMRON/AB RELAYS, SOURCING "OB" TYPE PLC OUTPUTS, AND ONE INPUT FOR DPS/SECURE SWITCH.



The information hereon is the property of integrator.com and shall not be transmitted, copied, or used for purposes other than that for which it was intended.



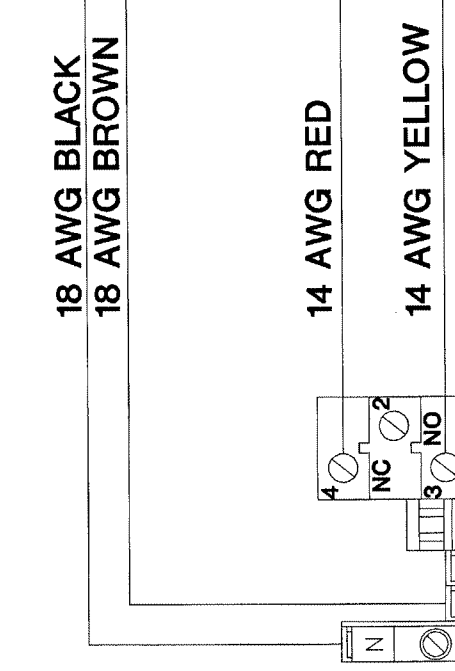
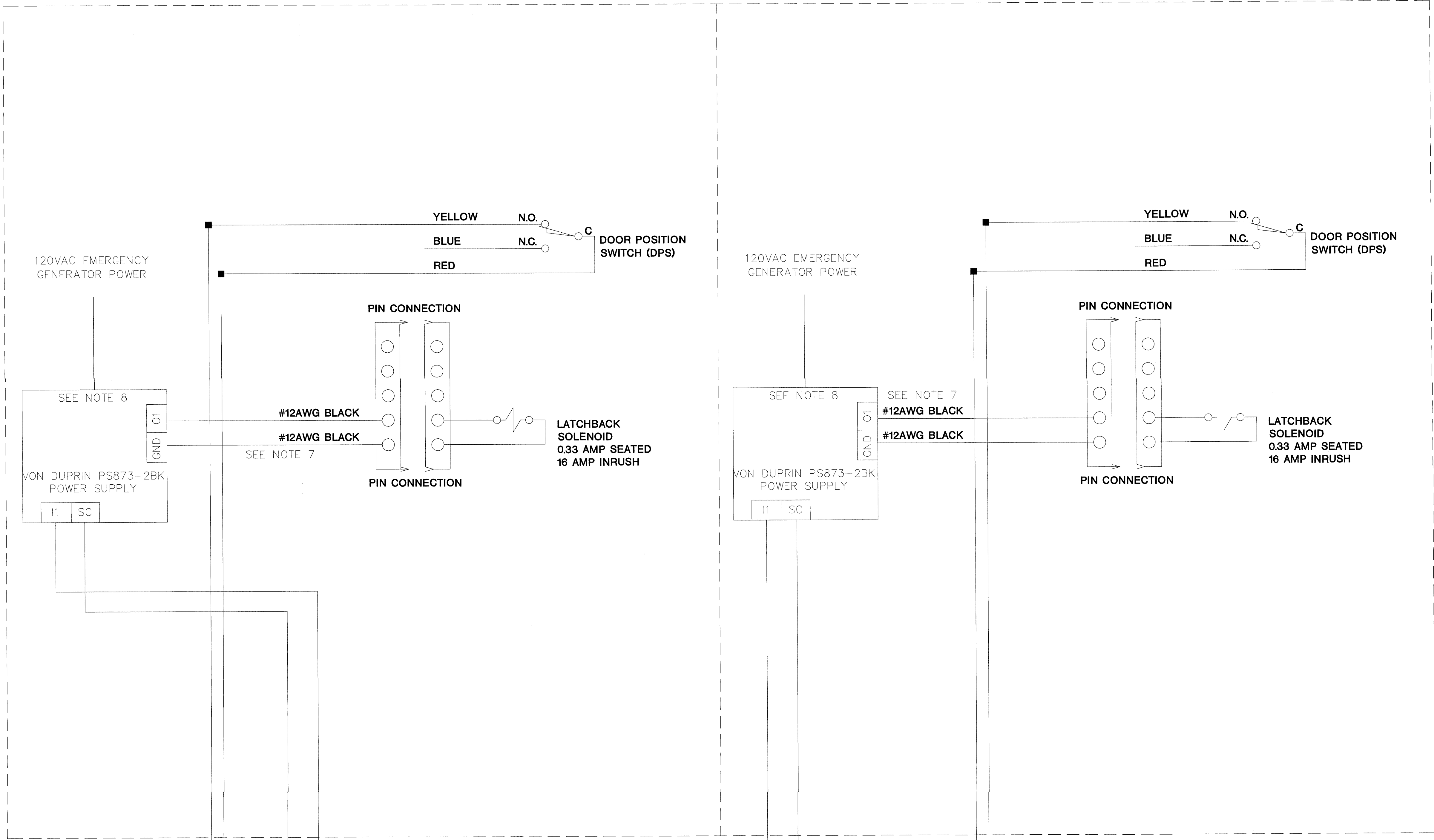
8001 East 196th Street  
Noblesville, Indiana 46060  
Phone: (317) 776-3500 Fax: (317) 776-3510  
www.integrator.com



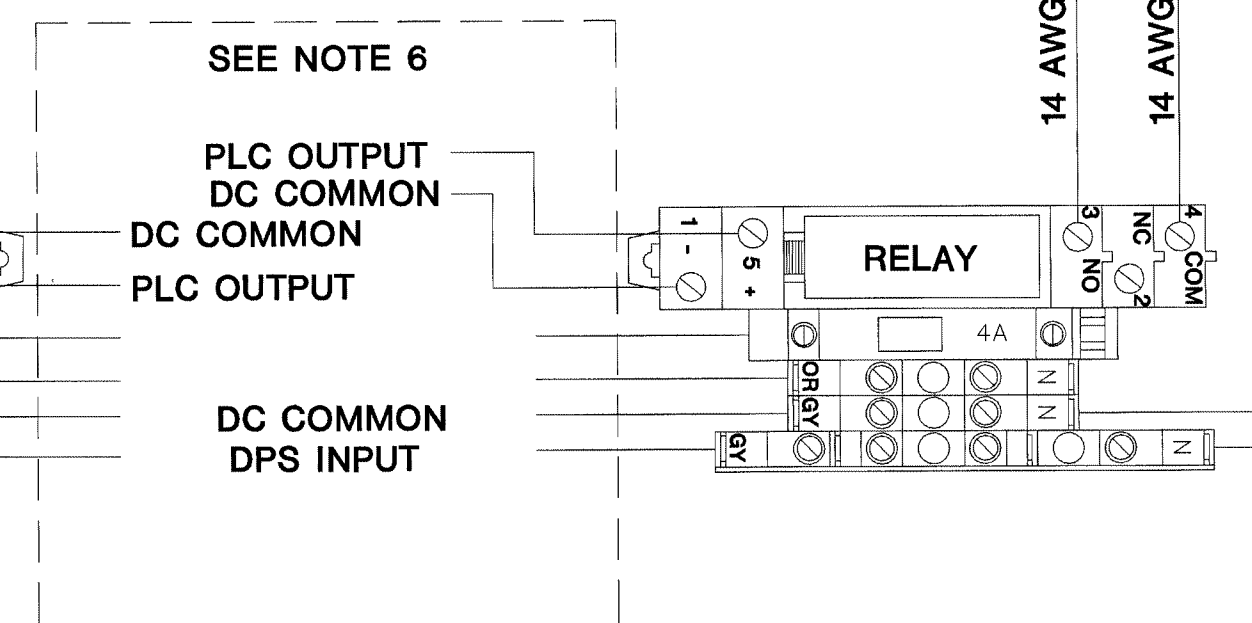
© COPYRIGHT 2001, Integrator.com, Inc.

LEFT SIDE PANEL WIRING (SEE NOTE 5)

RIGHT SIDE PANEL WIRING (SEE NOTE 5)



LEFT HAND COLUMN



RIGHT HAND COLUMN

- NOTES:
1. ALL WIRING BY E.C. UNLESS OTHERWISE NOTED.
  2. TYPICAL LOCK SCHEMATIC FOR REFERENCE ONLY. WIRE COLORS ARE SUBJECT TO CHANGE.
  3. LOCK AND POWER SUPPLY BY OTHERS.
  4. DOOR SHOWN IN THE CLOSED AND LOCKED POSITION.
  5. DOORS ARE WIRED TO ONLY ONE RELAY. REFER TO DOOR SCHEDULE FOR TERMINATION DETAILS.
  6. WIRED BY INTEGRATOR.COM.
  7. MAXIMUM WIRE RUN BETWEEN THE POWER SUPPLY AND THE LOCK IS 200FT. NOTE I2 AND O2 ARE USED TO POWER A SECOND EL-RX-9875L.
  8. 120VAC GENERATOR POWER SUPPLIED BY E.C.

BY: WALDWIGE ALDINGER  
DATE: AUG 17 2001  
BY: 212-17680-0  
DATE: WALDWIGE ALDINGER

TITLE  
DETAIL DRAWING

DRAWN BY: WLAPE DATE: 03/01/01  
APPROVED BY: DATE:

REVISIONS

DESCRIPTION	BY/ DATE
A STANDARDIZED AND RELEASED	WHL 02/01
B REVISED NAMING OLD# LOCK_0035_02	WHC 06/01
C	
D	
E	
F	
G	
H	
I	
J	
K	

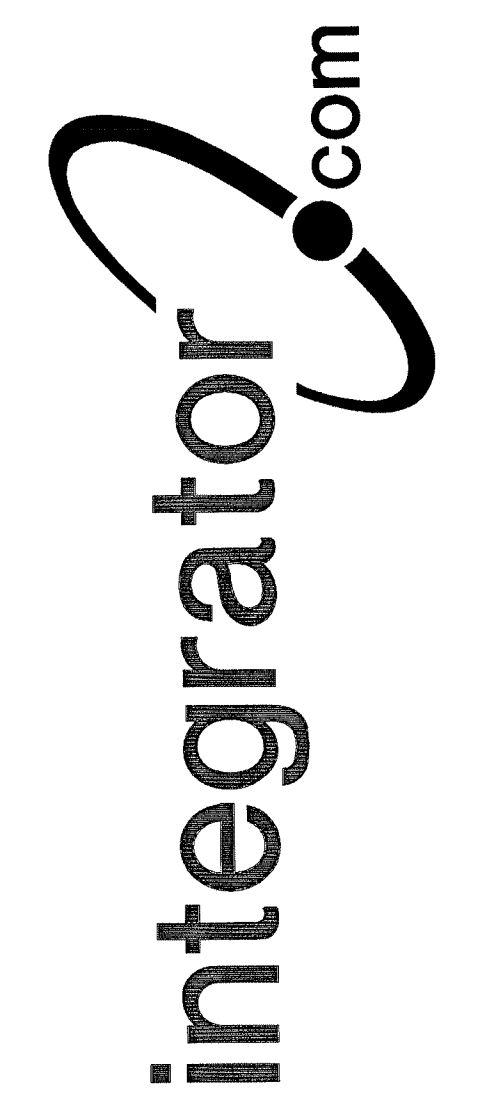
DWG. NO.  
LVON\_0003\_02B

VON DUPRIN EL-xx 24VDC ELECTRIC LATCHBACK MORTISE LOCK WITH DPS SWITCH INPUT USING OMRON/AB RELAYS AND SOURCING "OB" TYPE PLC OUTPUTS





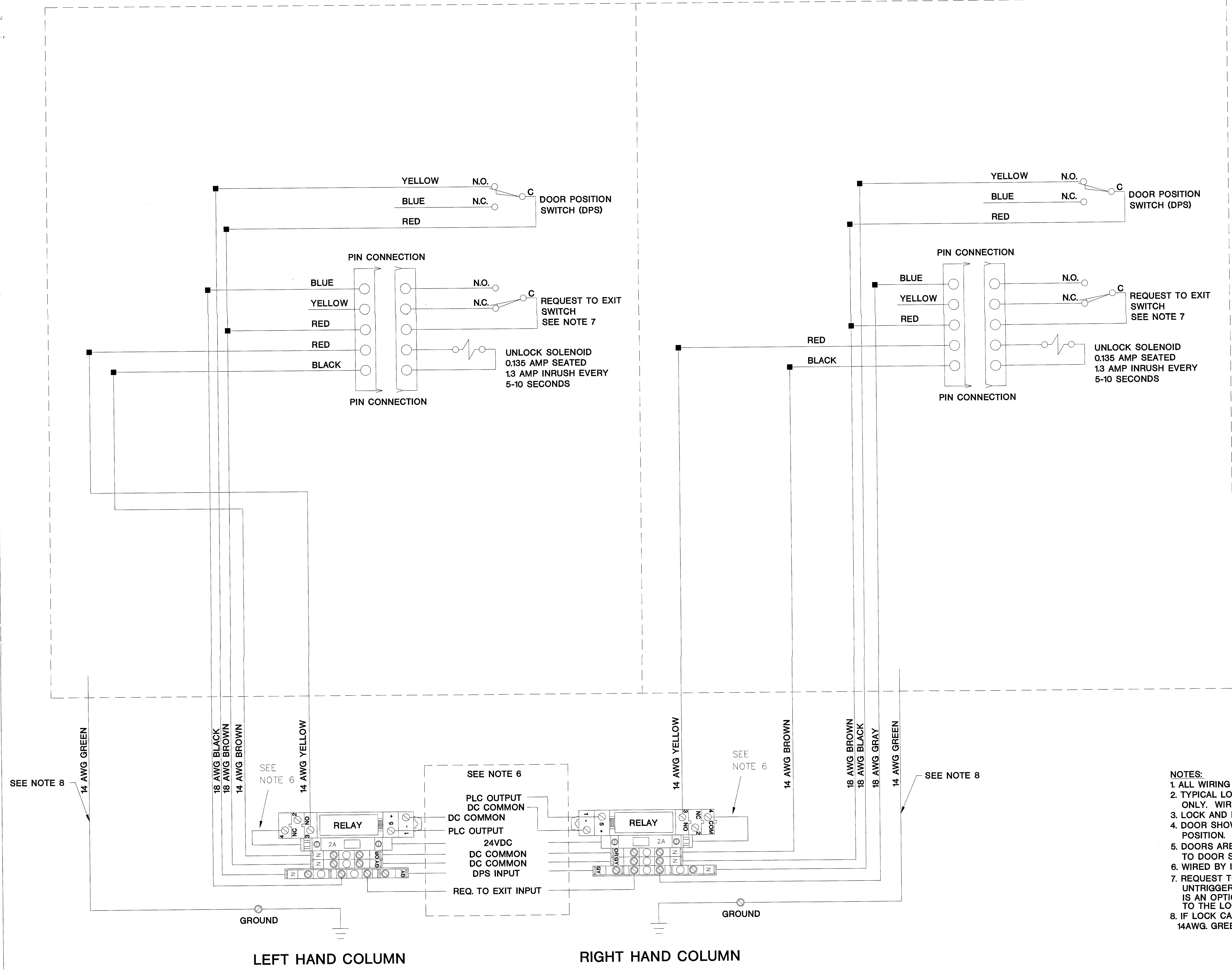
8001 East 196th Street  
Noblesville, Indiana 46060  
Phone: (317) 776-3500 Fax: (317) 776-3510  
www.integrator.com



© COPYRIGHT 2001, integrator.com, Inc.

LEFT SIDE PANEL WIRING (SEE NOTE 5)

RIGHT SIDE PANEL WIRING (SEE NOTE 5)



- NOTES:
1. ALL WIRING BY E.C. UNLESS OTHERWISE NOTED.
  2. TYPICAL LOCK SCHEMATIC FOR REFERENCE ONLY. WIRE COLORS ARE SUBJECT TO CHANGE.
  3. LOCK AND DPS BY OTHERS.
  4. DOOR SHOWN IN THE CLOSED AND LOCKED POSITION.
  5. DOORS ARE WIRED TO ONLY ONE RELAY. REFER TO DOOR SCHEDULE FOR TERMINATION DETAILS.
  6. WIRED BY INTEGRATOR.COM.
  7. REQUEST TO EXIT DEVICES SHOWN IN UNTRIGGERED POSITION. REQUEST TO EXIT IS AN OPTION SPECIFIED BY XLTI-807 APPENDED TO THE LOCK PART NUMBER.
  8. IF LOCK CAN BE GROUNDED LOCALLY, OMIT 14AWG. GREEN GROUND WIRE.

REVISION/REWORKED FOR DRAWING ONLY  
AUG 17 2001  
BY 212-17000-0  
TALMADGE/REIDINGER

TITLE: DETAIL DRAWING

DRAWN BY: WLAPE	DATE: 02/22/01
APPROVED BY:	DATE:

REVISIONS

DESCRIPTION	BY/ DATE
A STANDARDIZED AND RELEASED	WHL 02/01
B REVISED NAMING OLD# LOCK_0037_01	WHC 05/01
C	
D	
E	
F	
G	
H	
I	
J	
K	

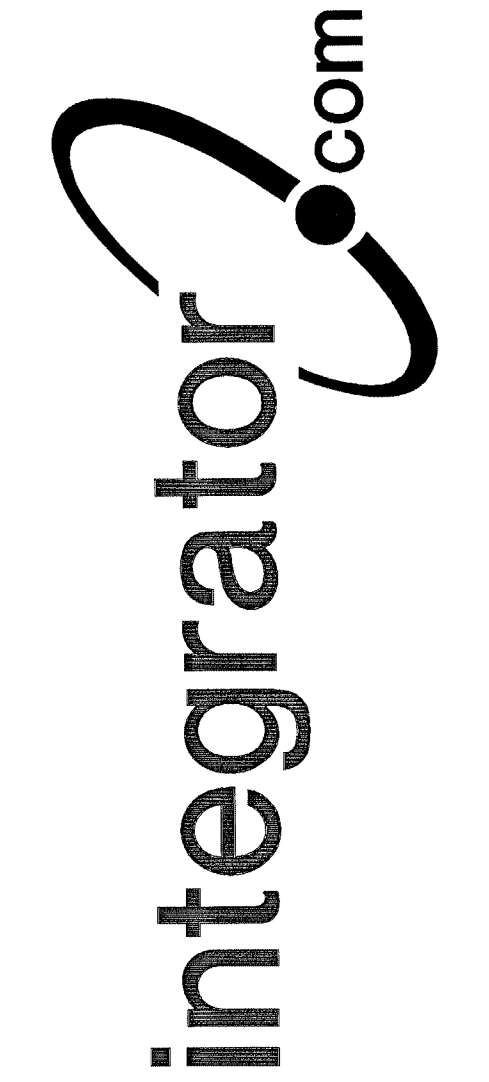
DWG. NO. LSCH\_0001\_01B



The information hereon is the property of integrator.com and shall not be transmitted, copied, or used for purposes other than that for which it was intended.



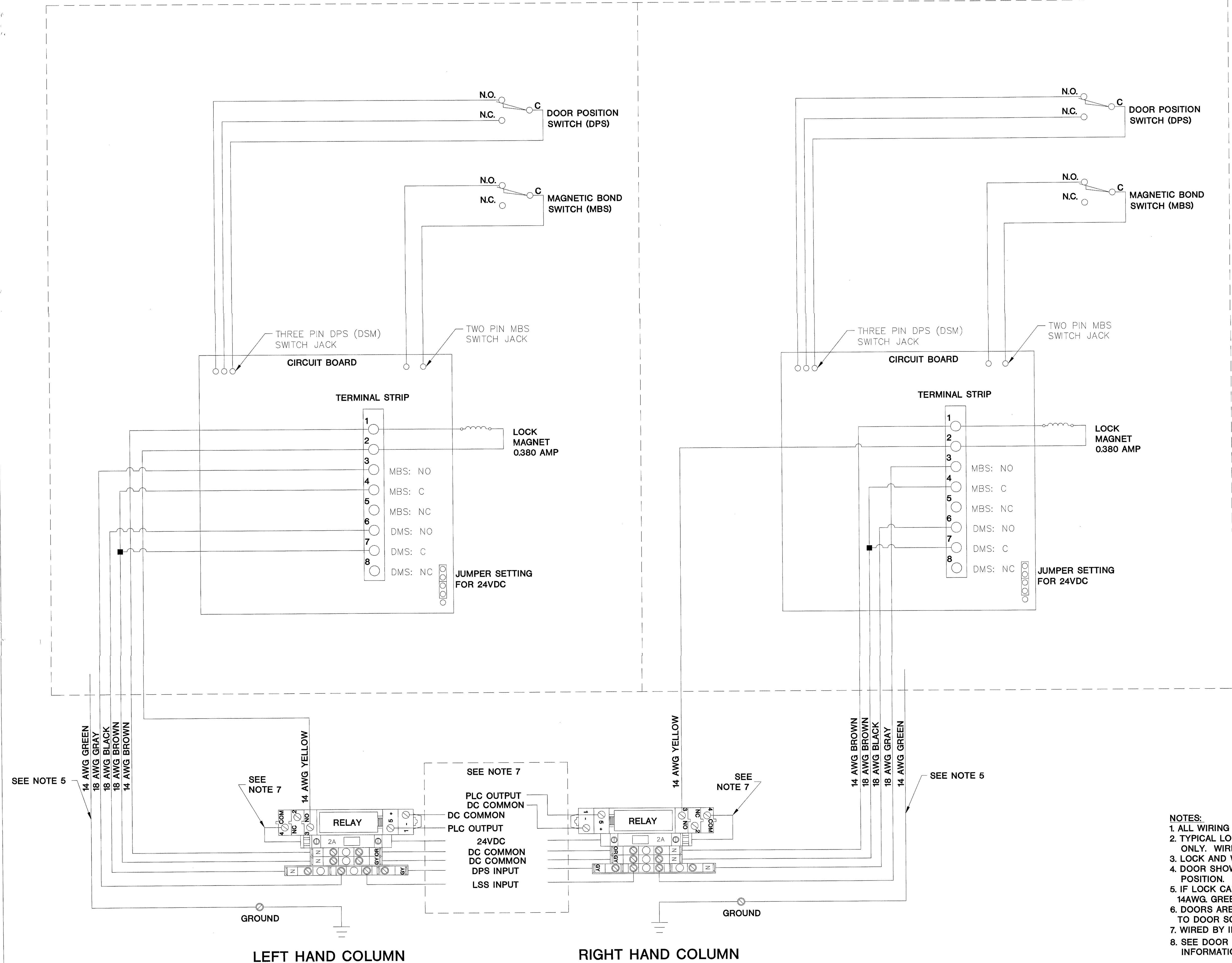
8001 East 196th Street  
Noblesville, Indiana 46060  
Phone: (317) 776-3500 Fax: (317) 776-3510  
www.integrator.com



© COPYRIGHT 2001 integrator.com, Inc.

LEFT SIDE PANEL WIRING (SEE NOTE 6)

RIGHT SIDE PANEL WIRING (SEE NOTE 6)



- NOTES:
1. ALL WIRING BY E.C. UNLESS OTHERWISE NOTED.
  2. TYPICAL LOCK SCHEMATIC FOR REFERENCE ONLY. WIRE COLORS ARE SUBJECT TO CHANGE.
  3. LOCK AND WIRE HARNESS BY OTHERS
  4. DOOR SHOWN IN THE CLOSED AND LOCKED POSITION.
  5. IF LOCK CAN BE GROUNDED LOCALLY, OMIT 14AWG. GREEN GROUND WIRE.
  6. DOORS ARE WIRED TO ONLY ONE RELAY. REFER TO DOOR SCHEDULE FOR TERMINATION DETAILS.
  7. WIRED BY INTEGRATOR.COM.
  8. SEE DOOR SCHEDULE FOR HAREWARE SET(S) 7 2001 INFORMATION.

LOCKNETICS 300 x DPS x MBS SERIES 24VDC ELECTROMAGNETIC DOOR LOCK USING OMRON/AB RELAYS, SOURCING "OB" TYPE PLC OUTPUTS, WITH SEPARATE INPUTS FOR LOCKNETICS DPS & MAGNETIC BOND SWITCHES

TITLE: DETAIL DRAWING

DRAWN BY: W.LAPE DATE: 03/01/01  
APPROVED BY: DATE:


REVISIONS		BY/ DATE
A	STANDARDIZED AND RELEASED	WHL 02/01
B	REVISED NAMING OLD# LOCK_0039_09	WHC 05/01
C		
D		
E		
F		
G		
H		
I		
J		
K		

DWG. NO. LLNT\_0001\_09B



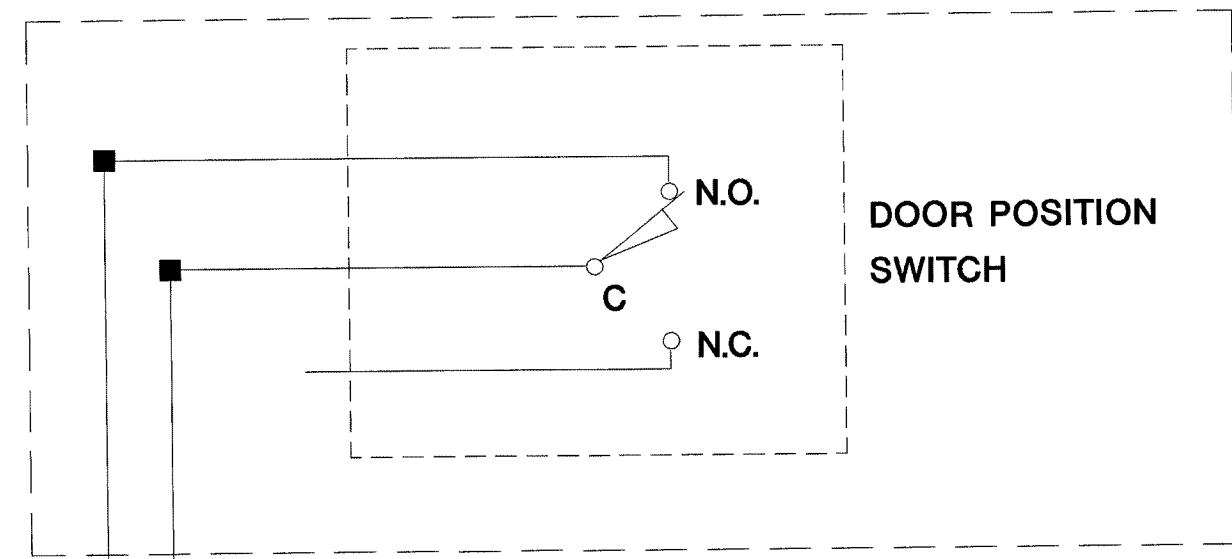


8001 East 196th Street  
Noblesville, Indiana 46060  
Phone: (317) 776-3500 Fax: (317) 776-3510  
www.integrator.com

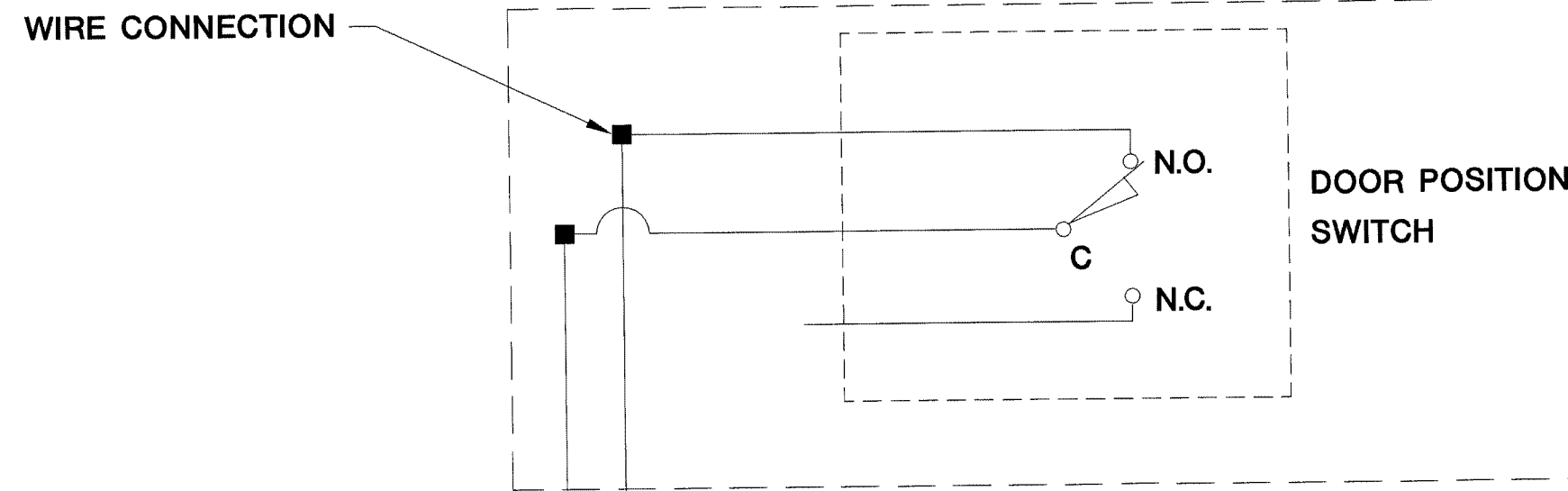


© COPYRIGHT 2001, integrator.com, Inc.

LEFT SIDE PANEL WIRING (SEE NOTE 6)



RIGHT SIDE PANEL WIRING (SEE NOTE 6)



TYPICAL DPS SWITCHES  
RR BRINK #201030  
LCN #2214

18 AWG BLACK  
18 AWG BROWN

18 AWG BROWN  
18 AWG BLACK

SEE NOTE 7

DC COMMON  
DPS INPUT

LEFT HAND COLUMN

RIGHT HAND COLUMN

HARDWARE SET(S):

NOTES:

1. ALL WIRING BY E.C. UNLESS OTHERWISE NOTED
2. TYPICAL SWITCH SCHEMATIC FOR REFERENCE ONLY. WIRE COLORS ARE SUBJECT TO CHANGE.
3. SWITCH AND WIRE HARNESS BY OTHERS.
4. DOOR SHOWN IN THE CLOSED AND LOCKED POSITION.
5. SWITCH N.C. CONTACT IS UNTERMINATED. USE FOR TESTING PURPOSES ONLY.
6. DOORS ARE WIRED TO ONE SET OF TERMINALS ONLY. REFER TO DOOR SCHEDULE FOR TERMINATION DETAILS.
7. WIRED BY INTEGRATOR.COM.

TITLE:  
DETAIL DRAWING

DRAWN BY: W.LAPE DATE: 10/09/00  
APPROVED BY: DATE:

REVISIONS

DESCRIPTION	BY/DATE
A STANDARDIZED AND RELEASED	WHL 02/00
B ADDED NEW STANDARD FRAME	WHC 02/01
C CHANGED DC COMMON TERMINAL BLOCK	WHL 03/01
D REVISED NAMING OLD#LOCK_	WHC 05/01
E	
F	
G	
H	
I	
J	
K	

DWG. NO.


LOCK\_0001\_01D

FOR REVIEW ONLY  
AUG 17 2001  
BY 212-1100-0  
WILLIAM A. ALDINGER





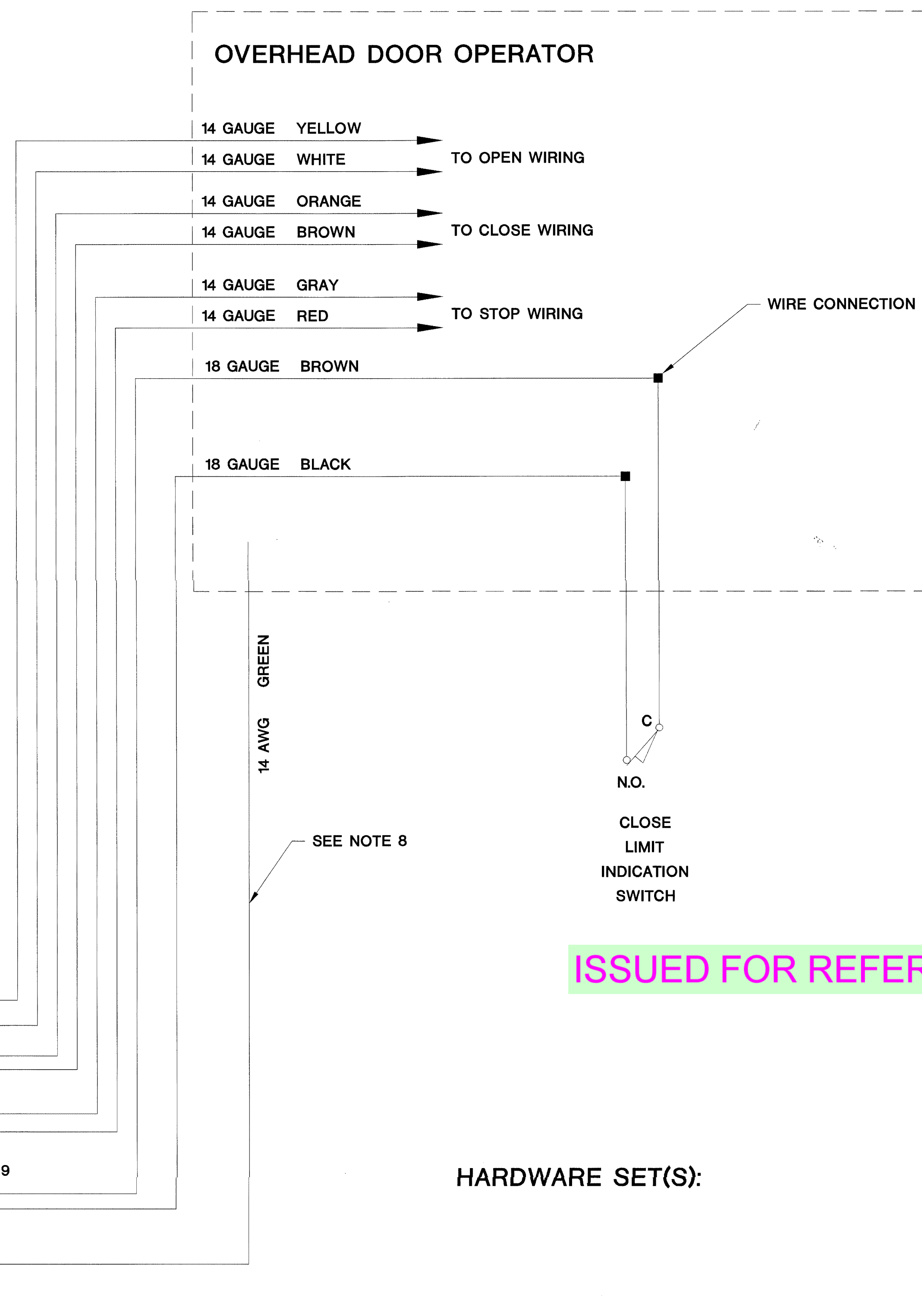
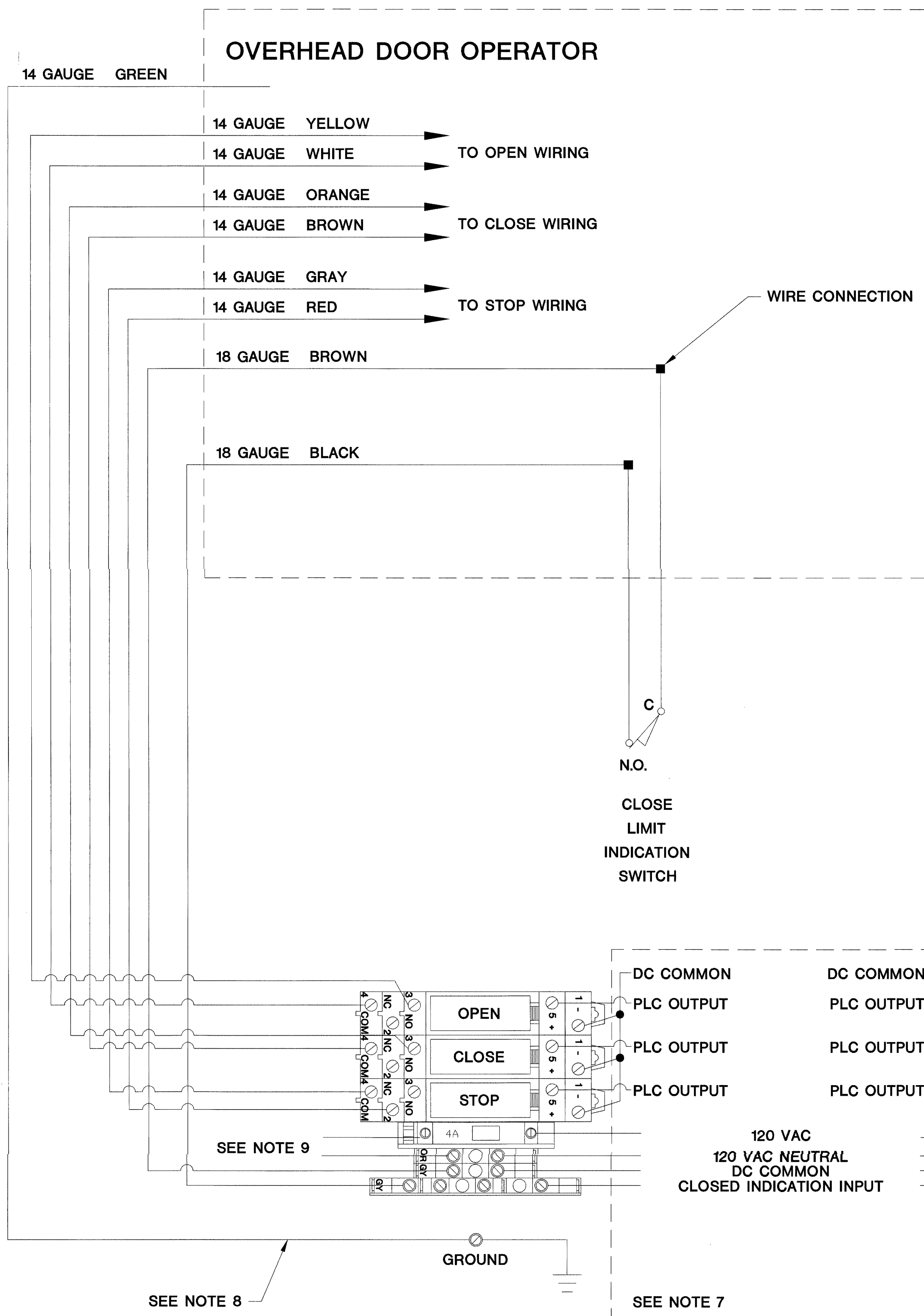
8001 East 196th Street  
Noblesville, Indiana 46060  
Phone: (317) 776-3500 Fax: (317) 776-3510  
www.integrator.com



© COPYRIGHT 2001, integrator.com, Inc.

LEFT SIDE PANEL WIRING (SEE NOTE 6)

RIGHT SIDE PANEL WIRING (SEE NOTE 6)



ISSUED FOR REFERENCE ONLY

HARDWARE SET(S):

NOTES:

1. ALL WIRING BY E.C. UNLESS OTHERWISE NOTED
2. TYPICAL DOOR SCHEMATIC FOR REFERENCE ONLY. WIRE COLORS ARE SUBJECT TO CHANGE.
3. DOOR HARDWARE AND INDICATOR SWITCH BY OTHERS.
4. DOOR SHOWN IN THE CLOSED POSITION.
5. INDICATOR SWITCH MUST BE SEPARATE FROM THE DOOR MOTOR CONTROL CIRCUIT. DO NOT TRIGGER THE INDICATOR SWITCH WITH THE DOOR CAM.
6. DOORS ARE WIRED TO ONE SET OF TERMINALS ONLY. REFER TO DOOR SCHEDULE FOR TERMINATION DETAILS.
7. WIRED BY INTEGRATOR.COM.
8. IF LOCK CAN BE GROUNDED LOCALLY, OMIT 14 AWG GREEN GROUND WIRE.
9. 120 VAC POWER FOR OVERHEAD DOORS, IF NECESSARY.

DATE: AUG 17 2001  
BY: 212-17000  
WALLACE ALDRIDGE

OVERHEAD DOOR WITH "DOOR CLOSED" INDICATOR SWITCH - "IV" TYPE INPUTS - SOURCING "OB" TYPE OUTPUTS

TITLE: DETAIL DRAWING

DRAWN BY: W.LAPE DATE: 03/01/01  
APPROVED BY: DATE:

REVISIONS		
DESCRIPTION	BY/	DATE
A STANDARDIZED AND RELEASED	WHL	10/00
B REVISED NAMING	WHL	06/01
C		
D		
E		
F		
G		
H		
I		
J		
K		

DWG. NO.

LOCK\_0002\_03B